


# **CONSOLIDATED ANNUAL PERFORMANCE AND EVALUATION REPORT**

Program Year 45  
October 1, 2019 – September 30, 2020



City of Waterbury  
Neil M. O'Leary, Mayor

Submitted by:  
City of Waterbury  
Office of Community Development



OFFICE OF COMMUNITY DEVELOPMENT  
**THE CITY OF WATERBURY**  
CONNECTICUT

December 18, 2020

Ms. Alanna C. Kabel, Director  
Community Planning and Development  
U.S. Department of Housing and Urban Development  
Hartford Field Office  
20 Church Street, 10th Floor  
Hartford, Connecticut 06103-3220

ATTN: Sharon Narcisse, CPD Rep  
Re: City of Waterbury's CAPER

Dear Ms. Kabel:

On behalf of the City of Waterbury, I am pleased to submit one (1) original of the City of Waterbury's Consolidated Annual Performance and Evaluation Report (CAPER) for Program Year 45 covering the period from October 1, 2019 to September 30, 2020. This report was made available to the public on the City's website as well as at the Office of the City Clerk and the Silas Bronson Library. The public comment period ended at 5pm on November 28, 2020 and no comments were received.

This is the fourth CAPER where we have used the new Sage HMIS Repository system to upload the HMIS CSV Data from the City's 3 ESG Subrecipients. In accordance with the instructions, we have submitted the document from the Sage system directly and attached it to CR-00, Administration.

The CAPER details the expenditure of \$2,532,444 from the Community Development Block Grant Program, the HOME Investment Partnerships Program and the Emergency Solutions Grant Program for a wide variety of activities and projects which served the low and moderate income residents of Waterbury. A total of 12,065 people benefitted from the fourteen public service agencies funded with community development, including 334 seniors who received needed transportation from the senior shuttle. A total of 880 people received food and shelter from the three emergency solutions grantees and an additional 95 received prevention and rapid re-housing services. Under the HOME Program, a project with 6 3-bedroom units was substantially completed during the program year.

Please contact me if you have any questions or require any further information on the CAPER. Best wishes for a joyous Holiday Season and a very Happy New Year!

Very truly yours,

Diane C. Toolan  
Housing and Community Planning Program Director

CC: Mayor Neil M. O'Leary  
Michael LeBlanc, Finance Director


---

NOTICE TO PUBLIC  
City of Waterbury  
Consolidated Annual Performance  
& Evaluation Report (CAPER)  
Community Development  
Year 45 (2019-2020)

The City of Waterbury Office of Community Development has completed the CD Year 45 (2019-2020) Consolidated Annual Performance and Evaluation Report (CAPER) - Community Development Block Grant, HOME, and Emergency Solutions Grant Programs. This report shows the actual activity done within the program year in comparison to the Annual Plan. The City in compliance with 24 CFR, Part 91.105(d) and 91.520, will have copies available on November 13, 2020 for citizen participation viewing at the City Clerk's Office, 235 Grand Street and at the Silas Bronson Library, 267 Grand Street, Waterbury. The CAPER narrative can be viewed at:

[www.waterburycr.org](http://www.waterburycr.org)  
Written comments will be considered until 5:00 p.m. on November 28, 2020. The CAPER will be submitted to the U.S. Department of Housing and Urban Development (HUD) on or about December 18, 2020, the actual deadline to HUD is December 26, 2020. The City has chosen not to use the extended(90 day) submission of the CAPER allowed this year due to COVID. Citizens should contact: Waterbury Community Development Office, ATTN: Diane Toolan, Housing and Community Planning Program Director, City Hall 235 Grand Street, Room C-29, Waterbury, CT 06702 or: [dtoolan@waterburycr.org](mailto:dtoolan@waterburycr.org)  
R-A November 13, 2020

**City of Waterbury**  
**Consolidated Annual Performance Evaluation Report**  
for the program year ending September 30, 2020

<b>Grant Number:</b> B-19-MC-09-0016 M-19-MC-09-0205 E-19-MC-09-0001	<b>For the Program Year ending:</b>  9/30/2020
<b>Address of Grantee:</b>  City of Waterbury 235 Grand Street Waterbury, CT 06702	<b>Community Development Contact:</b>  Diane C. Toolan Housing and Community Planning Program Director, Office of Community Development 235 Grand Street, Room C-29 Waterbury, CT 06702 (203) 346-3810 ext. 7288
<b>These Community Development Block Grant Funds have been used:</b>  <ol style="list-style-type: none"><li>1. to meet the Community Development Program objectives specified in the final statement for this program year</li><li>2. exclusively to benefit low/moderate income persons, aid in the prevention or elimination of slums and blight &amp; meet community development need</li><li>3. such that the grantee has complied with, or will comply with, its certification to expend not less than 70% of its CDBG funds during the specified period on activities which benefit low/moderate income persons</li></ol>	
Were citizen comments about this report and/or the CDBG program received? <input type="checkbox"/> yes <input checked="" type="checkbox"/> no	
<b>Indicate how the CAPER was made available to the public:</b>  By printed notice: Waterbury Republican American, 11/13/2020	
I hereby certify that: This report contains all required items identified by HUD; Federal Assistance made available under the CDBG has not been utilized to reduce substantially the amount of local financial support for community development activities below the level of such support prior to the start of the most recently completed CDBG program year; all the information stated herein and any information provided in the accompaniment herewith is true and accurate.	
 _____ Mayor Neil M. O'Leary	 12/7/20 _____ Date

**City of Waterbury**  
**2019-2020**  
**Consolidated Annual Performance and Evaluation Report**

**Table of Contents**

**I. CAPER Template - IDIS OnLine**

CR-05 Goals and Outcomes  
CR-10 Racial and Ethnic Composition  
CR-15 Resources and Investments  
CR-20 Affordable Housing  
CR-25 Homeless and Other Special Needs  
CR-30 Public Housing  
CR-35 Other Actions  
CR-40 Monitoring  
CR-45 CDBG  
CR-50 HOME  
CR-65 New SAGE Upload  
CR-70 ESG Assistance Provided  
CR-75 ESG Expenditures

**II. Maps**

**III. Section 3**

**IV. IDIS Reports**

PR01	PR06	PR23	PR91
PR02	PR07	PR25	
PR03	PR08	PR26	
PR05	PR22	PR27	

**V. Attachments**

City of Waterbury Grants  
SAGE Report HUD ESG CAPER 2020

# **CAPER Narrative**

## **CR-05 - Goals and Outcomes**

### **Progress the jurisdiction has made in carrying out its strategic plan and its action plan. 91.520(a)**

This could be an overview that includes major initiatives and highlights that were proposed and executed throughout the program year.

During the CD YR 45 CAPER Period (10/1/19 to 9/30/20), the City continued its progress in carrying out its Strategic Plan and its Annual Action Plan. Emphasis was placed on bringing in the social service agencies sooner in order to review their awards, go over the City's requirements, review their responsibilities and ensure that they are ready to execute their contracts in as timely a manner as possible. Each new subrecipient is presented with a Monitoring and Program Handbook, which details the requirements and presents them with templates to follow. Several of the agencies had new staff which required more training and time. All contracts were submitted by the required deadlines. Once again, the City required those agencies receiving \$50,000 or more to be submitted to the Board of Aldermen for their approval. GWIM, CHD, MASC, Salvation Army and St. Vincent DePaul's contracts were approved on November 18, 2019.

There were 14 social service agencies/programs funded in the Annual Action Plan for CD YR 45. For the third year, Manufacturing Alliance Service Corporation, Inc. (MASC), a non-profit corporation that provides classroom and hands-on training to low and moderate income residents in order to become certified in the CNC (Computer Numerical Control) Entry Level Manufacturing Program and find jobs with local manufacturers was funded. The CDBG funds were used to pay the tuition of 13 additional income eligible students. This program meets one of the Consolidated Plan goals of economic development and preparing residents for employment. It also assists in helping the re-entry population find employment as well as displaced workers and returning veterans.

Similarly, meetings were held with the non-social service recipients, 2 of which were non-profits and 1 was a City project. The YMCA's Annex at Rose Hill acquisition and improvements project was approved by the Board of Aldermen at their November 18, 2019 meeting and completed in March 2020. Brass City Harvest completed the Regional Food Hub and procured the equipment needed. The Library Park Improvements Project Phase 1 was designed; bid and contract awarded and expected to be completed by the end of 2020.

This year the rehabilitation of 17 Maple Avenue began. The project will put 6 large three-bedroom units that are currently vacant back on the market for low-income families. There have been some delays due to COVID-19's effect on material availability. The project is scheduled to be completed this winter. This will help put much needed three bedroom units on the market.

**Comparison of the proposed versus actual outcomes for each outcome measure submitted with the consolidated plan and explain, if applicable, why progress was not made toward meeting goals and objectives. 91.520(g)**

Categories, priority levels, funding sources and amounts, outcomes/objectives, goal outcome indicators, units of measure, targets, actual outcomes/outputs, and percentage completed for each of the grantee's program year goals.

Goal	Category	Source / Amount	Indicator	Unit of Measure	Expected – Strategic Plan	Actual – Strategic Plan	Percent Complete	Expected – Program Year	Actual – Program Year	Percent Complete
Improve Housing Conditions & Eliminate Blight	Affordable Housing Non-Housing Community Development	<b>HOME: \$196,921</b>	Rental units rehabilitated	Household Housing Unit	99	0	0%	6	0	0%
Improve Housing Conditions & Eliminate Blight	Affordable Housing Non-Housing Community Development	<b>HOME: \$0</b>	Homeowner Housing Rehabilitated	Household Housing Unit	6	0	0%	6	0	0%
Maintain and Increase Housing for Homeless	Affordable Housing Homeless	<b>ESG: \$22,722</b>	Tenant-based rental assistance / Rapid Rehousing	Households Assisted	225	397	176%	95	80	84%
Maintain and Increase Housing for Homeless	Affordable Housing Homeless	<b>ESG: \$106,079</b>	Homeless Person Overnight Shelter	Persons Assisted	6500	2896	44.5%	1132	860	76%
Maintain and Increase Housing for Homeless	Affordable Housing Homeless	<b>ESG: \$17,636</b>	Homelessness Prevention	Persons Assisted	150	485	323%	75	15	20%
Provide for Basic Medical and Nutritional Needs	Non-Housing Community Development	<b>CDBG: \$76,908</b>	Public service activities other than Low/Moderate Income Housing Benefit	Persons Assisted	32500	17779	55%	5260	3309	63%



Goal	Category	Source / Amount	Indicator	Unit of Measure	Expected – Strategic Plan	Actual – Strategic Plan	Percent Complete	Expected – Program Year	Actual – Program Year	Percent Complete
Provide for the Elderly	Non-Housing Community Development	<b>CDBG: \$99,655</b>	Public service activities other than Low/Moderate Income Housing Benefit	Persons Assisted	3500	5340	152%	1400	6983	498%
Provide Infrastructure & Facility Improvements	Non-Housing Community Development	<b>CDBG: \$1,841,788</b>	Public Facility or Infrastructure Activities other than Low/Moderate Income Housing Benefit	Persons Assisted	110336	248054	224%	16,150	35,975	223%
Provide Targeted Social Service Programs	Non-Housing Community Development	<b>CDBG: \$132,553</b>	Public service activities other than Low/Moderate Income Housing Benefit	Persons Assisted	15500	9595	62%	1569	1634	104%
Support Youth Initiatives	Non-Housing Community Development	<b>CDBG: \$23,605</b>	Public service activities other than Low/Moderate Income Housing Benefit	Persons Assisted	23500	7661	33%	398	139	35%

**Table 1 - Accomplishments – Program Year & Strategic Plan to Date**

**Assess how the jurisdiction's use of funds, particularly CDBG, addresses the priorities and specific objectives identified in the plan, giving special attention to the highest priority activities identified.**

The City used its PY 45 CDBG funds to address many of its priority needs as identified in the 5 Yr. Plan. Programs selected for funding were prioritized by the Citizens Advisory Committee (CAC) with those meeting the basic needs of food, shelter/housing and health ranked highest; those serving the elderly, youth and transportation next and education, case management and recreation priority 3. All programs selected for funding met this test. During this CAPER, a total of 12,065 people were served by the social service programs, of which, 5,317 were extremely low income; 6,547 were low; 147 were moderate and 54 were non-low. A total of 4,613 persons reported a physical disability. It should be noted that the largest increase in persons served came from the Hispanic Coalition that saw their numbers increase five-fold due their aggressive outreach during the pandemic, providing basic needs services. Providing these public and supportive social services addresses the following Annual Goals as stated in the 5 Yr. Plan: 3-support youth initiatives; 2-provide for the elderly; 5-targeted social service programs and 4-provide basic medical and nutritional needs.

There were 3 projects selected, 2 of which were proposed by 2 different non-profits, 1 which serves low income youth (YMCA Annex at Rose Hill); and 1 serves low income residents ( Brass City Harvest ).The remaining project was a City sponsored project designed to upgrade and improve a local park, Library Park site improvements, Phase 1. The provision of infrastructure and facility improvements meets Goal 10.

The City continues to use its HOME Entitlement to help address the City's housing needs by funding projects that will provide affordable housing for low-income individuals/families. Although no projects were completed this year, the rehabilitation of six units originally scheduled for CD Year 45 began this spring and is expected to be completed by the end of 2020. The City continued to meet with for-profit and non-profit developers to discuss projects that would help meet the City's housing needs. One developer is continuing his collaboration with Center for Human Development (CHD) an agency who provides services to the City's homeless. Originally, the project consisted of the rehabilitation of 4 units above CHD's Hospitality Center. Due to a fire the plans have changed and the existing building has to be demolished. The new plan is to construct a building that will house CHD's Hospitality Center on the first floor and 22 single-room occupancy units above. This will provide units to those most in need. Neighborhood Housing Services of Waterbury (NHSW) one of the City's Community Housing Development Organizations (CHDO) continues to work on putting their homeownership projects together in the Crownbrook neighborhood. They are moving forward and applying for HOME Funds this fall/winter. One project involves the construction of 2 two-unit homes and the other will rehabilitate a three-family home into a two-family home and the construction of two-family home. All of these homes will be sold to low income individuals/families at or below 80% of median family income.

In CD Year 45, demolition of blighted vacant buildings remains a priority as evidenced by the expenditure of non-CDBG City bond funds in the amount of \$162,400 from the \$1M that was allocated. The housing market is robust with owners buying and rehabbing properties that

have been vacant for years. Four structures were demolished during the program year. Two were emergency fire demolitions by the City: 37 Colley Street (\$38,400) and 43 Colley St (\$124,000) both located next to Waterbury Hospital. There were two private demolitions paid for by the owners: 27 Judd Street located in the Central Business District and 725 Lakewood Road located in the Lakewood Neighborhood. The City's nuisance enforcement team handles blight enforcement.

The Emergency Solutions Grant (ESG) Program addresses Goal 3 to maintain and increase housing for the homeless. In addition to a portion of the shelter operations funded at Safe Haven, a domestic violence shelter; Salvation Army, a family shelter; and St. Vincent DePaul, a single and family shelter, ESG funds also provide for prevention services at Salvation Army and rapid re-housing at Salvation Army and St. Vincent DePaul.

**CR-10 - Racial and Ethnic composition of families assisted**

**Describe the families assisted (including the racial and ethnic status of families assisted). 91.520(a)**

	<b>CDBG</b>	<b>HOME</b>	<b>ESG</b>
White	9942	0	536
Black or African American	1258	0	303
Asian	39	0	2
American Indian or American Native	41	0	5
Native Hawaiian or Other Pacific Islander	92	0	2
Multiple Races	693	0	115
Total	12065	0	963
	<b>CDBG</b>	<b>HOME</b>	<b>ESG</b>
Hispanic	8967	0	316
Not Hispanic	3098	0	647

**Table 2 – Table of assistance to racial and ethnic populations by source of funds**

**Narrative**

The City of Waterbury is a culturally diverse community whose population continues to reflect national trends of minority population growth. According to the 2013-2017 American Community Survey Estimates while the overall population decreased (1,116 persons), roughly - 1%, the Hispanic population once again showed continued growth. Hispanic growth continued to increase from 35.3% of the City's population to 37.1%, or 40,599 persons. The non-Hispanic White population is at 42,046 persons; Black is at 21,379 persons; Asian at 2,913 persons and other/multi-races at 15,267 persons. The percent of minority population in Waterbury is at 61.5%. The families noted above who have benefitted from the CDBG and ESG Programs virtually mirror the cultural diversity of the City.

There were no HOME units completed this year and no demographics to report.

**CR-15 - Resources and Investments 91.520(a)**

**Identify the resources made available**

<b>Source of Funds</b>	<b>Resources Made Available</b>	<b>Amount Expended During Program Year</b>
CDBG	\$2,126,160	\$2,532,444
HOME	\$827,794	\$196,921
ESG	\$182,111	\$149,310

**Table 3 - Resources Made Available**

## Narrative

CAPER YR 45 Resources Available:

\$2,126,160	New CDBG Funds
\$ 827,794	New HOME Funds
\$ 182,111	New ESG Funds

\$2,126,160	New CDBG Funds
\$ 61,173	Reprogrammed Funds
<u>\$ 101,091</u>	<u>Program Income</u>
\$2,288,424	Total CDBG

\$ 827,794	New HOME Funds
<u>\$ 7,112</u>	<u>Program Income</u>
\$ 834,906	Total HOME

<u>\$182,111</u>	<u>New ESG Funds</u>
\$182,111	Total ESG Funds

The total expenditure in CD YR 45 for each funding source was:

\$2,532,444	CDBG Funds
\$ 196,921	HOME Funds
\$ 149,310	ESG Funds

## Identify the geographic distribution and location of investments

### CDBG

Neighborhood	Total Expenditures	Percentage
CDBG Income-Eligible Target Neighborhoods	\$569,633	23.78%
Citywide	\$1,291,072	53.90%
South End	\$525,595	21.94%
WOW	\$8,917	.37%
Total	\$2,395,217	

### HOME

Neighborhood	HOME Funds Invested	Percentage
CDBG Income-Eligible Target Neighborhoods	\$196,921	100%
South End	0	0%
WOW	0	0%
Citywide	0	0%
Total	\$196,921	

Table 4 – Identify the geographic distribution and location of investments

### Narrative

Over the last decades, Waterbury has developed strategies for the revitalization of several areas in the City. While the programs and resources available have been varied, the geographic location of these revitalization areas and the needs have remained somewhat constant. The needs have corresponded with the legislative intent of the block grants for community development and housing. The revitalization areas include the following neighborhoods: Central Business District, Crownbrook, North End, New Pac, South End and WOW. CDBG allocations are not limited to specific geographic areas of Waterbury, but must serve low/mod-income residents. A majority of Waterbury's residents are low or moderate income and activities that benefit all residents therefore benefit individuals who meet HUD income eligibility requirements.

The allocation of HOME resources is not strictly limited to any specific geographic area of the City but serves the criteria set by HUD for eligibility, along with meeting the specific goals and objectives set forth in the 5 Year Plan. The City reviews each application for HOME funds to ensure that funding is aligned with priority needs identified in the Strategic Plan. Priority is determined based upon anticipated impacts of proposed projects on the surrounding neighborhoods and potential benefits to low moderate-income residents. This year the rehabilitation of 17 Maple Avenue began and is expected to be completed this winter. The project is located in an income-eligible target neighborhood just outside of downtown within walking distance to the Waterbury Arts Magnet School, St. Mary's Hospital, Sacred Heart High

School, the Palace Theater and the Waterbury branch of the University of Connecticut. Once completed, it will provide six families affordable three bedroom apartments. The developers expected to apply for HOME funds during CD Year 46 all have projects located within income-eligible neighborhoods.

The allocation of Emergency Solutions Grant (ESG) program funds is limited to eligible emergency shelters and day shelters located within the City of Waterbury; homelessness prevention and outreach activities; and programs and projects that re-house the homeless.

In the 5 Year Plan, the City noted that: Consolidated Plan investment will be targeted specifically to: (1) neighborhoods in which crime, vacant and/or blighted housing conditions, and the absence of retail, educational and social enrichment opportunities require long-term investment to improve sustainability; (2) emerging growth neighborhoods undergoing revitalization, where development momentum has been established, but where additional investment is needed, (3) neighborhoods where existing residents need housing assistance to prevent dislocation; (4) neighborhoods abutting sites selected for proposed new school facilities; (5) neighborhoods in which there is a dense concentration of tax-delinquent, vacant, abandoned and underutilized housing and commercial facilities; and (6) gateways to the City – which set the tone for visitors' interaction with the City.

The rationale for allocating resources addresses housing and community development needs in areas where low-income concentrations, low owner-occupancy rates, substandard housing conditions and the need for infrastructure improvements were evident. Focusing investment in these targeted revitalization areas is anticipated to result in increased affordable housing opportunities and will leverage private investment to ensure that neighborhood-oriented services and adequate community facilities are provided. The City will also leverage its Federal funds to foster affordable housing, homeownership, employment and economic opportunities, neighborhood revitalization, community facility improvements and other improvements to the City.

## **Leveraging**

**Explain how federal funds leveraged additional resources (private, state and local funds), including a description of how matching requirements were satisfied, as well as how any publicly owned land or property located within the jurisdiction that were used to address the needs identified in the plan.**

### **Public Services:**

Brass City Harvest - Expended: \$16,274; Leveraged: \$62,000  
Catholic Charities - Expended: \$5,174; Leveraged: \$86,965  
Center for Human Development - Expended: \$50,000; Leveraged: \$91,988  
Connecticut Legal Services - Expended: \$9,874; Leveraged: \$19,748  
Greater Waterbury Interfaith Ministries - Expended: \$50,848; Leveraged: \$366,534  
Hispanic Coalition - Expended: \$11,174; Leveraged: \$36,350  
Literacy Volunteers - Expended: \$4,786; Leveraged: \$144,246  
Manufacturing Alliance Service Corp. - Expended: \$51,350; Leveraged: \$215,213  
Safe Haven - Expended: \$8,917; Leveraged: \$2,158,412  
Salvation Army – Expended: \$9,786; Leveraged: \$83,500  
Shakesperience Productions - Expended: \$8,000; Leveraged: \$1,291  
Walnut Orange Walsh NRZ - Expended: \$8,917 Leveraged: \$27,666  
Waterbury Senior Shuttle - Expended: \$74,907; Leveraged: \$50,000  
Waterbury Youth Service System - Expended: \$8,917; Leveraged: \$60,404

**Total Public Service Funds Expended: \$ 318,924**

**Total Non-CDBG Funds Leveraged: \$3,404,317**

### **ESG:**

Safe Haven - Expended: \$20,756; Leveraged: \$2,158,412  
St Vincent DePaul - Expended: \$90,042; Leveraged: \$648,826  
The Salvation Army - Expended: \$35,639; Leveraged: \$390,045

**Total ESG Funds Expended: \$146,437**

**Total Non-ESG Funds Leveraged: \$3,197,283**

- The Salvation Army allocation of \$51,992 was matched with Flex Funds of 18,305 and Ion Bank with \$10,000, New Opportunities with \$10,650 and Investment releases \$10,281 and Liberty Bank \$2,756.
- The Safe Haven allocation of \$20,756 was matched with \$20,756 in funds from the United Way of Greater Waterbury.
- The St. Vincent DePaul allocation of \$93,775 was matched with \$30,000 from the Archdiocese of Hartford, \$28,824 from EFSP Grant, \$25,000 from the Raskof Foundation, \$5,500 Ion Bank, \$5,000 Levine Charitable Foundation and \$2,750 Thomaston Savings Bank.



**CDBG Projects:**

Library Park Improvements Phase 1: Allocation: \$925,369; Spent: \$221,718; \$750,000

Lakewood Park Playscape: Allocation: \$185,134; Spent: \$166,129; \$-0-

Hopeville Park Playscape: Allocation: \$95,153; Spent: \$36,948; \$-0-

Waterbury Youth Services Security Fire Alarm: Allocation: \$15,000; Spent: \$6,034; \$2,000

PAL HVAC and Electrical: Allocation: \$189,100; Spent: \$189,100; \$10,000

Splash Pads Washington Park and Town Plot: Allocation: \$200,000; Spent: \$141,679; \$-0-

Brass City Harvest Food Hub: Allocation: \$813,508; Spent: \$283,598; \$1,700,000

Brass City Harvest Food Hub Equipment: \$236,154; Spent: \$214,549; \$48,000

YMCA Annex at Rose Hill: Allocation: \$545,654; Spent: \$545,654; \$1,254,346

**Total CDBG Projects Expended: \$1,805,409**

**Total Non-CDBG Funds Leveraged: \$3,764,346**

**HOME Projects**

**Total HOME Funds Expended: \$ 196,921.23**

**Total Non-HOME Funds Leveraged: \$ 92,170 (none of the leveraged funds were expended this year).**

<b>Fiscal Year Summary – HOME Match*</b>	
1. Excess match from prior Federal fiscal year	\$14,377,811.69
2. Match contributed during current Federal fiscal year	0
3. Total match available for current Federal fiscal year (Line 1 plus Line 2)	\$14,377,811.69
4. Match liability for current Federal fiscal year	0
5. Excess match carried over to next Federal fiscal year (Line 3 minus Line 4)	\$14,377,811.69

**Table 5 – Fiscal Year Summary - HOME Match Report**

\* The HOME Matching Liability Report calculates match required based on expenditures during the Federal Fiscal Year, which for 2019 would be 10/1/2019 through 9/30/2020. The City received a HOME match reduction for 2019, due to both fiscal distress and Presidential disaster declaration that reduced the match to 0%.

The project currently underway currently has a total \$ 92,170 leveraged.

Match Contribution for the Federal Fiscal Year								
Project No. or Other ID	Date of Contribution	Cash (non-Federal sources)	Foregone Taxes, Fees, Charges	Appraised Land/ Real Property	Required Infrastructure	Site Preparation, Construction Materials, Donated labor	Bond Financing	Total Match

Table 6 – Match Contribution for the Federal Fiscal Year

### HOME MBE/WBE report

Program Income – Enter the program amounts for the reporting period				
Balance on hand at beginning of reporting period \$	Amount received during reporting period \$	Total amount expended during reporting period \$	Amount expended for TBRA \$	Balance on hand at end of reporting period \$
2,555	7,111.72	0	0	9,666.72

Table 7 – Program Income

Minority Business Enterprises and Women Business Enterprises – Indicate the number and dollar value of contracts for HOME projects completed during the reporting period						
	Total	Minority Business Enterprises				White Non-Hispanic
		Alaskan Native or American Indian	Asian or Pacific Islander	Black Non-Hispanic	Hispanic	
Contracts						
Dollar Amount	0	0	0	0	0	0
Number	0	0	0	0	0	0
Sub-Contracts						
Number	0	0	0	0	0	0
Dollar Amount	0	0	0	0	0	0
		Total	Women Business Enterprises		Male	
Contracts						
Dollar Amount	0		0		0	
Number	0		0		0	
Sub-Contracts						
Number	0		0		0	
Dollar Amount	0		0		0	

**Table 8 – Minority Business and Women Business Enterprises**

<b>Minority Owners of Rental Property – Indicate the number of HOME assisted rental property owners and the total amount of HOME funds in these rental properties assisted</b>						
	<b>Total</b>	<b>Minority Property Owners</b>				<b>White Non-Hispanic</b>
		<b>Alaskan Native or American Indian</b>	<b>Asian or Pacific Islander</b>	<b>Black Non-Hispanic</b>	<b>Hispanic</b>	
<b>Number</b>	1	0	0	0	0	1
<b>Dollar Amount</b>	147,075	0	0	0	0	147,075

**Table 9 – Minority Owners of Rental Property**

Minority Owners of Rental Property - Indicate the number of HOME assisted rental property owners and the total amount of HOME funds in these rental properties assisted.

**Relocation and Real Property Acquisition** – Indicate the number of persons displaced, the cost of relocation payments, the number of parcels acquired, and the cost of acquisition

Parcels Acquired		0		0		
Businesses Displaced		0		0		
Nonprofit Organizations Displaced		0		0		
Households Temporarily Relocated, not Displaced		0		0		
Households Displaced	Total	Minority Property Enterprises				White Non- Hispanic
		Alaskan Native or American Indian	Asian or Pacific Islander	Black Non- Hispanic	Hispanic	
Number	0	0	0	0	0	0
Cost	0	0	0	0	0	0

**Table 10 – Relocation and Real Property Acquisition**

## CR-20 - Affordable Housing 91.520(b)

Evaluation of the jurisdiction's progress in providing affordable housing, including the number and types of families served, the number of extremely low-income, low-income, moderate-income, and middle-income persons served.

	One-Year Goal	Actual
Number of Homeless households to be provided affordable housing units	1280	80*
Number of Non-Homeless households to be provided affordable housing units	6	0
<b>Total</b>		

Table 11 – Number of Households

**\*ESG Rapid Rehousing**

	One-Year Goal	Actual
Number of households supported through Rental Assistance	0	0
Number of households supported through The Production of New Units	0	0
Number of households supported through Rehab of Existing Units	6	0
Number of households supported through Acquisition of Existing Units	0	0
<b>Total</b>	6	0

Table 12 – Number of Households Supported

**Discuss the difference between goals and outcomes and problems encountered in meeting these goals.**

The City's goal for CD YR 45 was to complete the rehabilitation of 6 rental units. The project's start date was delayed. Work began this spring and is expected to be completed this fall/winter. There have been some delays due to COVID-19. Many of the factories are running with less staff decreasing the amount of product produced which has created longer lead times for materials.

**Discuss how these outcomes will impact future annual action plans.**

These outcomes will not impact future annual action plans due to the continuing need for affordable housing in the City. The results will be impacted if State funding does not continue to support these types of developments.

**Include the number of extremely low-income, low-income, and moderate-income persons served by each activity where information on income by family size is required to**

**determine the eligibility of the activity.**

<b>Number of Persons Served</b>	<b>CDBG Actual</b>	<b>HOME Actual</b>
Extremely Low-income	0	0
Low-income	0	0
Moderate-income	0	0
Non Low -Income	0	0
<b>Total</b>	<b>0</b>	<b>0</b>

**Table 13 – Number of Persons Served**

### **Narrative Information**

This year the City did not complete the rehabilitation of 6 rental units as originally planned. When the units become available, 4 of them will be rented to low-income families at or below 60% of median family income and two will be rented to families who are at or below 50% of median family income.

## **CR-25 - Homeless and Other Special Needs 91.220(d, e); 91.320(d, e); 91.520(c)**

**Evaluate the jurisdiction's progress in meeting its specific objectives for reducing and ending homelessness through:**

### **Reaching out to homeless persons (especially unsheltered persons) and assessing their individual needs**

Through partnerships, collaborations and the Coordinated Access Network all individuals experiencing homelessness have one coordinated entry. The City of Waterbury and Department of Mental Health and Addiction Services provides funding for the homeless drop in center. The center is a safe place for the homeless to connect with services while moving towards housing stability. Participants can shower, do laundry, use a computer/telephone, collect mail, take shelter from weather, and enjoy a brief respite from street living. The center provides programs like legal services, employment/vocational opportunities, benefits, medical and mental health services. Additionally the center is also being used as the City's overflow shelter, warming and cooling centers. United Way funds a modest youth drop-in center for homeless or unstably housed youth at Waterbury Youth Center. Ongoing outreach activities make youth aware of this center, where they can receive case management, connect to services, and obtain basic needs items. The State of Connecticut received HUD funding for a Homeless Youth Demonstration Project; the Waterbury/Litchfield CAN was awarded funding for a full time Youth Navigator, has been hired by the Salvation Army, and will assist in outreach efforts to youth. Waterbury participated in the 2020 statewide homeless youth count and is currently planning for the 2021 youth count, at a date yet to be announced. The project included outreach to those youth identified as homeless or unstably housed, by providing information on and connecting youth to local resources. The 2020 youth count projected that there are approximately 325 youth in Waterbury who are homeless or unstably/unsafely housed.

The Coordinated Access Network (CAN) is the operating system for the homeless individuals and families in our community. A person experiencing homelessness must call 211 and speak with a call specialist; if the call specialist cannot successfully divert the caller they will be given a CAN assessment appointment. For the Waterbury area, the CAN assessments are administered by the CAN Navigators employed by Mental Health CT during the hours of 9:00am-12:00pm Monday-Friday at St. Vincent DePaul (SVDP) Mission Shelter. These appointments are both individual and family assessments and they are open access, if the navigator has more clients than manageable SVDP case managers assist. If a caller cannot make it to that specific appointment, the navigators will work directly with the client to assure they are seen in a timely manner, either meeting them in the community or making a later appointment. The DMHAS Homeless Outreach Team (HOT), Waterbury Hospital's HOT team and CHD's PATH outreach worker reach out to homeless that live outside and do intake and assessment with each willing person and refers them to the CAN. During the coldest months, organizations pool resources to ensure that individuals have a safe warm place available to them. Funding from DOH Cold Weather Funding is intricate to this assistance.

Once a client completes their assessments they are deemed eligible to go on the shelter waiting list, if they are literally homeless or if they can be diverted the navigator works through the possibilities of diverting them.

If/when added to the shelter waiting list, the navigator reaches out to the head of household when there is an opening that fits their needs. Their case manager conducts a VI-SPIDAT (needs assessment) and then they are placed on the By-Name-List (BNL). Once the client is entered on

the BNL they are discussed at bi-weekly Housing Placement meeting to find the most appropriate housing setting for them. Additionally, when appropriate housing option is found, the client and the referring agency work on a warm hand-off in an effort to keep continuity of services.

Currently, there are funds available for security deposits and first month rent to divert households from entering into shelter. These funds are being utilized quickly and it is a first come first serve, once the client is found eligible for this program.

### **Addressing the emergency shelter and transitional housing needs of homeless persons**

If a client calls 211 with a housing crisis after normal work hours, the call specialist is to call St. Vincent DePaul and see if their emergency room is open for the night. If that room is not available 211 contacts the local CAN Coordinator and she will assess the situation, if it is verified that the client is literally homeless then the CAN will use emergency funds to put them in a motel until they can meet with the navigator.

**Helping low-income individuals and families avoid becoming homeless, especially extremely low-income individuals and families and those who are: likely to become homeless after being discharged from publicly funded institutions and systems of care (such as health care facilities, mental health facilities, foster care and other youth facilities, and corrections programs and institutions); and, receiving assistance from public or private agencies that address housing, health, social services, employment, education, or youth needs**

The Flexible Assistance Fund, a prevention strategy for those whose housing is at risk, has assisted a total of 547 households since its inception, comprised of 788 adults and 771 children, with \$656,108 in funding provided to date with the average award being \$1,199. This fund provides 1-time financial support to help individuals or families at 30% AMI address immediate and temporary situations that may put their housing in jeopardy. At 6 months, 90% remain stably housed.

The Connection continues to provide a rapid rehousing program for approximately 10-12 youth, ages 18-24 in the Waterbury area. As part of the aforementioned HUD Homeless Youth Demonstration Project, the Salvation Army in Waterbury was awarded funding for rapid rehousing for 12 youth, ages 18-24, including a full time case manager. They began housing young adults in early 2019.

Through the ESG Program, the Salvation Army is funded for a Homeless Prevention Program designed to assist individuals and families with an Individualized Action Plan, case management support and either short or medium-term rental assistance, including rent arrearages, utility payments and moving and storage costs in the event a household needs to be relocated. During the CAPER period, a total of 25 individuals were assisted.

**Helping homeless persons (especially chronically homeless individuals and families, families with children, veterans and their families, and unaccompanied youth) make the transition to permanent housing and independent living, including shortening the period of time that individuals and families experience homelessness, facilitating access for homeless individuals and families to affordable housing units, and preventing individuals and families who were recently homeless from becoming homeless again**

The FY 2019 Continuum of Care Program funding awards resulted in the renewal of 15 projects totaling \$3,386,653. These renewal projects represent 225 units of housing with support services and a total funding commitment of approximately \$10 million. All permanent supportive housing



projects are currently prioritized for individuals and families experiencing chronic homelessness. If no chronically homeless individual or family can be identified, then the units will be prioritized following HUD guidelines (HUD Notice CPD 16-11).

## **CR-30 - Public Housing 91.220(h); 91.320(j)**

### **Actions taken to address the needs of public housing**

In program year 2019-2020, the Housing Authority of the City of Waterbury (WHA) received \$2,297,857 in Capital Program funds from the Department of Housing and Urban Development to facilitate improvements and repairs at its Public Housing campuses.

The following capital improvement projects were initiated and/or completed:

- The installation of new gutters, downspouts, and splash blocks was completed at the Austin Road campus (36 apartments).
- The \$1.4 million exterior renovation of Oak Terrace (54 units) was completed which included the replacement of all roofs, windows, siding, gutters, exterior doors, exterior building lighting as well as brick façade repairs. In addition, perimeter fencing was installed along main roads to increase safety.
- Work began on the substantial rehabilitation of fourteen (14) units to bring them to full accessibility compliance. Upon completion, twelve (12) units at Berkeley Heights, one (1) unit at Hamden Ave. and one (1) unit at Austin Road will meet all unit and site ADA requirements, and the WHA will be in full compliance with Section 504, which requires that 5% of dwelling units be accessible for persons with mobility disabilities.
- The \$1.3 million window replacement project commenced at Berkeley Heights. This project will replace over 1,700 windows in every dwelling unit, the management and maintenance building, and the recreation center.
- Work was initiated on the PHA-Wide Security Camera System Upgrade Project. This project will upgrade all existing development camera systems and see the installation of camera systems at developments where there is currently no coverage to improve tenant safety and security. It will also move all cameras to a state of the art, single video management system which will streamline operations as well as improve integration with law enforcement.

In addition to the Capital Fund Program, in May of 2020, WHA received funding from HUD under the auspices of the CARES Act to prevent, prepare for and respond to the COVID-19 pandemic. In an effort improve the health and safety of our residents and staff, the following projects were initiated and/or completed:

- The Installation of security glass transaction windows at all property management offices was completed which will provide a protective barrier when face to face meetings are necessary.
- The installation of rent drop boxes at the main office and all management offices was completed. This provides for contactless rent payment.
- Design began on the Automatic Door and Bathroom Fixture project which will see the installation of automatic doors and motion activated bathroom fixtures housing authority wide.
- Design began on the replacement of the Call-for-Aid system at Franklin D. Roosevelt senior complex.
- Design began on the Administrative Office Modifications project which will eliminate open-air

cubicles in the reception, section 8, and finance department areas and create individual offices. The HVAC system will be reconfigured to properly serve each office and UV light filters will be added to the air supply lines to reduce and/or eliminate the spreading of germs.

The City has not directly allocated any of its Consolidated Plan funding to support improvements on public housing properties. However, many of the public facility improvements and social service programs provided under the auspices of the Consolidated Plan benefit public housing residents along with other community residents.

**Actions taken to encourage public housing residents to become more involved in management and participate in homeownership**

To promote self-sufficiency and asset development of assisted households the Waterbury Housing Authority will continue to seek funding for a Resident Initiatives Coordinator to facilitate the support services essential to the success of public housing residents in moving to economic self-sufficiency. The WHA also administers a Family Self-Sufficiency Program to help families establish economic independence up to and including moving on from public housing to homeownership. This program is outlined in the Public Housing Authority (PHA) Annual Plan.

**Actions taken to provide assistance to troubled PHAs**

The Housing Authority of the City of Waterbury is not in troubled status. We were first recognized by the US Department of Housing and Urban Development as a High Performer in 2017 with a PHAS score of 91. We have since maintained High Performer status scoring 90, 94 and 94 in FY18, 19 and 20 respectively. Program audits for FY16, 17, 18 and 19 were favorable with no issues of non-compliance, material weakness, deficiencies or questionable costs, and no findings.

## **CR-35 - Other Actions 91.220(j)-(k); 91.320(i)-(j)**

**Actions taken to remove or ameliorate the negative effects of public policies that serve as barriers to affordable housing such as land use controls, tax policies affecting land, zoning ordinances, building codes, fees and charges, growth limitations, and policies affecting the return on residential investment. 91.220 (j); 91.320 (i)**

As stated in the 5 Year Plan, there are no identified public policies that have negative effects on affordable housing and residential investment. As discussed throughout the 5 Year Plan, the lack of affordable housing can be attributed to the following factors:

- High unemployment and lower paying jobs which results in incomes that are not sufficient to afford market-rate housing
- Shortage of publicly assisted housing including Section 8 Vouchers and public housing units
- Market rents are not adequate to support investment in the rehabilitation or new construction of affordable housing

## **Actions taken to address obstacles to meeting underserved needs. 91.220(k); 91.320(j)**

Waterbury maintains a diverse and growing business environment: manufacturing, healthcare, higher education, financial services, utilities and retail all maintain a significant representation within the City providing employment opportunities. The City continues to advance a comprehensive economic development strategy with both public and private investments that are producing solid returns. This strategy is complemented by a partnership with the State to identify and remediate brownfield sites to repurpose former manufacturing facilities into new manufacturing facilities and mixed-use development projects. This strategy is further complemented by a workforce development collaboration between the City's new technical career high school, Naugatuck Valley Community College, the Northwest Regional Workforce Investment Board and the Manufacturing Alliance of Connecticut. This collaborative effort is geared towards producing employment results through the training and placement of individuals into high tech advanced manufacturing jobs.

New downtown housing and investment by professional companies, securing new manufacturing operations throughout the City and building alliances between all local education institutions, local workforce investments agencies, Waterbury's 2 major hospital institutions and local and State manufacturing alliances are seen as critical steps to the resurgence of the City and new employment opportunities.

The City serves as regional center for a wide range of medical services. In 2016, Saint Mary's Hospital and Waterbury Hospital were both acquired by national health care companies, Trinity Health and Prospect Holdings, Inc. These acquisitions came with substantial capital investment commitments. The acquisition, merger and committed capital investments sets the stage for both the long-term viability and expanded regional health care service growth potential of both major institutions benefitting the City, its residents, supporting business and the region.

Securing State and Federal grants along with private investment is an integral component of the City's economic development efforts in order to revitalize its neighborhoods, infrastructure and increase employment opportunities. During the program year, the \$19.1M reconstruction of Freight, Meadow and Jackson Streets continued on target and is scheduled to be completed by the end of 2020. It is part of the larger transportation improvements designed to increase development interest in this industrial corridor.

Brass City Harvest Regional Food Hub which received its \$1.7 million grant in 2016, began

construction in March 2019 after an additional allocation of \$813,508 from CDBG was made available to close the gap. The 6,000 sq. ft. facility built on a reclaimed brownfield will be state of the art to sanitize; package and process local produce meeting the new USDA requirements. A total of 24 low and moderate income jobs will be created by the facility which was completed in December 2019. The total cost was \$2.9 million and the City funded the last phase.

In September 2019, it was announced that UCONN Waterbury would be developing and offering a bachelor's degree program in allied health sciences, one of the nation's fastest growing career fields. Graduates will earn their degree in downtown Waterbury and be prepared to continue into graduate programs such as medical, dental or optometry school or move directly into careers where skilled workers are in high demand. Green Hub, the developers who invested \$7M in the historic Brown Building located in downtown Waterbury and purchased the long vacant Howland Hughes building roughly a block away for \$2.5 million and finished a major renovation estimated at \$15 million to retrofit the historic structure for Post University, were the successful responders to redevelop the former Odd Fellows Building on the green. They offered \$900,000 to purchase combined with \$5M in private investment and a \$10M state grant was secured to rehab the building for commercial tenants.

The City continues to see significant activity in the manufacturing portion of its economic base resulting in the creation of new jobs. Waterbury Construction Career Initiative, a program run by the Northwest Regional Workforce Investment Board (NRWIB), allows residents to attend orientation sessions to learn about construction career opportunities. Many of those residents return and are enrolled in formal job training programs. In the resurgent area of manufacturing, significant employment openings remain due to the skills gap. Through a partnership with Naugatuck Valley Community College and the NRWIB, the City is training and placing its residents into high wage, high tech advanced manufacturing jobs. During the past year, CDBG funds were again provided to the Manufacturing Alliance Service Corporation to pay tuition for an additional 13 students in the CNC entry-level program. Supplementing these efforts, NRWIB received a \$1.1 million two-year grant from the Department of Labor for Youth-Build, designed to provide low-income young people, between the ages of 16 to 24, the opportunity to earn their GED and learn construction skills. Recruiting for the program continues.

Until the COVID -19 pandemic, the unemployment rates of the City of Waterbury and the Waterbury labor market as a whole had trended lower for the past few years representing the positive impact of local efforts to create new job opportunities complemented by an improved labor market. The latest estimate from the CT Department of Labor for August is 12.5% unemployment, a rate not seen since 2009-2010. The impacts of COVID will be unfolding for some time to come as traditional industries might never recover and the long-term impacts of off-site, tele-work have yet to be felt.

### **Actions taken to reduce lead-based paint hazards. 91.220(k); 91.320(j)**

In September 2018, Waterbury Lead and Healthy Homes (WLHH) received \$2,900,000 in Lead Hazard Control grant funding and another \$400,000 in Healthy Homes Supplemental funds to protect children and families from the dangers of lead-based paints and other residential health and safety hazards. The \$2.9 million will be used to address and remediate lead-based paint in a total of 165 eligible low-income units. The \$400,000 will be used to mitigate other home-health hazards, such as mold. The grant performance period is from September 14, 2018 through September 13, 2021. The 2018 grant benchmarks are: (1) completed risk assessment for 185 units; (2) completed and cleared of lead abatement and healthy homes remediation for 165 units; (3) completed 33 community outreach events; (4) completed 32 educational events, and

(5) conducted 10 skills training courses to local residents.

On September 30<sup>th</sup>, 2020, The U.S. Department of Housing and Urban Development (HUD) awarded the Waterbury Lead and Healthy Homes \$5.7 million through the federal Lead based Paint Hazard Reduction grant program with \$5 million for lead-hazard control and \$700,000 for healthy homes remediation for 234 units. The program is in the negotiation process with HUD to finalize budget and benchmark and the project starting and ending dates.

As of October 2020, the HUD Lead Hazard Control Grant Program has provided funding assistance to eligible property owners and make approximately 453 residential units that have been deemed a “lead safe” by health officials. The 453 units are listed in the Lead Safe Home Registry. The registry is maintained by WLHH and it is periodically updated on the program’s website.

The Waterbury Lead and Healthy Homes Coalition has evolved and transformed into a statewide collaborative partnership, now known as The Connecticut Coalition for Community Revitalization. The Connecticut Coalition for Community Revitalization (CCCR) was founded with a mission to eliminate housing related health hazards and improve housing and quality of life in communities, transforming them block by block through collaborative partnership with key stakeholders in lead hazard control, healthy housing and energy conservation. The core agencies consist of Waterbury Health Department, New Opportunities, Inc., and Lead, Radon, and Healthy Homes Programs, Connecticut Department of Public Health. Other key collaborative partners include: EverSource, the Connecticut Children’s Healthy Homes Program, and the Greater Waterbury Health Department Partnership. The core agencies meet on quarterly basis to set priorities for this coalition and invite partners to discuss future strategies and implement work plans in improving and eliminate housing related health hazards in the City of Waterbury.

#### **Actions taken to reduce the number of poverty-level families. 91.220(k); 91.320(j)**

The actions which the City has taken to strengthen its financial stability improve its position in the regional economy and create income producing employment opportunities are key components to this effort.

In the past year the City funded through CDBG a variety of social service agencies that deliver supportive programs and services to low and moderate income individuals. These services and programs often address the many root causes of poverty: low levels of education, lack of skills/training for today’s jobs, the need for job re-training, substance abuse, unemployment, addiction, etc. The continued funding of the Manufacturing Alliance Service Corporation is another important tool in providing training for low-moderate income students in CNC entry-level manufacturing. The ability to afford housing is a side effect of poverty or low-income. Housing assistance provided by the City through its HOME program and its partnership with housing non-profits are also key components. The City works closely and partners with Northwest Regional Workforce Investment Board (NRWIB) to address the issue of unemployment and job retraining. They serve as a first source referral agency. The City recognizes the importance of a living wage and enforces its local Good Jobs Ordinance that requires hiring certain percentages of local workers based upon the hours worked and training them on publicly funded projects. The City reviewed and amended its Procurement Ordinance in 2014 and made changes to it regarding Section 3; Good Jobs; Minority set-asides and local preferences. The Section 3 amendments strengthen its policy of providing economic opportunities for low-income residents

on covered projects. NRWIB is responsible for the administration of both the Good Jobs Ordinance and Section 3 as a result of their extensive experience with unions and jobs programs. NRWIB is the administrative entity that oversees and administers WIA and CT-DOL funded programs in the 41-town Northwest Region Service Delivery Area and was established by the Governor to promote the effective delivery of job training services. The NRWIB and CHD submitted their proposal to implement an employment focused program with a housing support section. The idea would be to use HOME funds to support TBRA coupons to get homeless individuals and their families into housing coupled with an aggressive employment and training program to keep them there. NRWIB secured a grant from United Way to more fully develop their proposal. They applied to the City during the new Five Year Consolidated Plan (2020-2024) process to include a TBRA program component in its HOME section. They anticipate spending \$300,000 over the next 2 years. The City continues to partner and collaborate with those institutions and agencies that can best address the needs of its most vulnerable residents. The Waterbury Housing Authority continues to administer the City's supportive housing services.

**Actions taken to develop institutional structure. 91.220(k); 91.320(j)**

The City of Waterbury, since July 2017 has been the administrator of the CDBG, HOME and ESG Programs and these programs are in the Finance Department under the supervision of the Finance Director. The staff at the WDC who had been responsible for the program management of these programs became grant funded City employees effective June 29, 2017 and continue to administer, manage and monitor these programs on behalf of the City as the Community Development Office. The transition has been smooth and worked well. The only difference which the subrecipients noticed was a more structured schedule for bi-weekly check runs and the issuance of City of Waterbury checks. Drawdowns were done monthly.

The WDC continues to serve as the City's designated economic development agency and work closely with the City's Economic Development Director and the Mayor to manage projects related to the revitalization of brownfields, eliminating urban blight and decay, and managing various construction and capital improvement projects. This team approach has proven beneficial and has been further supported with establishing and maintaining strong relationships and collaborative efforts involving the Connecticut Department of Economic and Community Development (DECD) and Connecticut Department of Transportation (CDOT).

**Actions taken to enhance coordination between public and private housing and social service agencies. 91.220(k); 91.320(j)**

The Community Development Office will continue to strengthen the housing capacity of the City in terms of delivering housing programs, building the nonprofit housing organization base in Waterbury and coordinating housing efforts so that both public and private dollars can be assembled to plan and implement neighborhood housing improvements.

The Continuum of Care and the Citizens Advisory Committee (CAC) will continue to assist the City to coordinate public and private housing and social service agencies.

**Identify actions taken to overcome the effects of any impediments identified in the jurisdictions analysis of impediments to fair housing choice. 91.520(a)**

CD Year 45 was the seventh year of the AI to Fair Housing Choice. Fair Housing should be a

shared opportunity in all neighborhoods in the city. The Fair Housing Officer (FHO) is constantly performing outreach in the community, be it counseling emergency relocation tenants, attending Housing Court or managing the Nuisance Enforcement Team.

The Republican American published “**A Zip Code Should Not Determine a Child’s Future**” public service announcement on: 11/22/19 12/5/19 12/9/19 1/2/20 1/6/20 1/9/20 1/10/20 1/23/20 1/24/20 1/26/20 2/2/20 2/7/20 2/11/20 2/12/20 2/13/20 2/18/19 2/20/20 2/26/20 2/27/20 3/5/20 3/13/20 5/11/20 5/14/20

- The Fair Housing Officer (FHO) attended and was an active member of the City of Waterbury Human Rights Commission.
- The FHO successfully ordered two Fair Housing Month billboards for the month of April.
- The FHO is a member of the steering committee of Connecticut Vibrant Communities Coalition.
- The FHO continues to manage the City of Waterbury’s Emergency Relocation program insuring that all displaced tenants receive safe, decent and sanitary housing.
- The FHO monitored the Republican American Newspaper, The Hartford Courant and The Connecticut Post classified sections for apartment rentals and home sales.
- A Fair Housing posting is maintained on the City’s website.
- The FHO attended Land Bank meetings with the city and the steering committee.

**Some specific examples of the FHO’s and the City of Waterbury’s actions taken during CD Year 45 to remedy Fair Housing issues and overcome the effects of impediments identified in the jurisdictions analysis of impediments to fair housing choice can be found below.**

- On 11/12/19 the FHO received the following email, forwarded by a staff member in the CDBG department at the City of Waterbury. The email was sent by someone looking to relocate to Waterbury after receiving a section 8 voucher:

“I have a Waterbury CT. Section 8 voucher so far I had some pretty bad experiences with real estate agencies landlords I was surprised I live in New York City I'm relocating for personal reasons, one landlord had this beautiful picture he was asking what part of Brooklyn I'm from the first thing they asked your housing so they took me to the 5th floor which she said hadn't been used in years so I looked I said this? It looked nothing like the renovations it had made, they were giving the worst to housing...”

The FHO remedied the situation by contacting an employee from the Waterbury Housing Authority. The employee from the Waterbury Housing Authority contacted the client and extended the client’s voucher until January 16, 2020. The employee from WHA told the FHO that the voucher was issued on 6/20/2019 and that staff from WHA has been in touch with the client.

- On 11/22/19 a Waterbury resident called and stated that her husband was being harassed by their property owner.



The FHO told the resident that her husband could contact him. The FHO provided the contact info for CHRO to her husband.

- On 4/6/20 at the meeting of the Waterbury Board of Aldermen the board approved a Resolution proclaiming the month of April 2020 as Fair Housing Month in the City of Waterbury. Fair Housing Month is a time to celebrate the progress made in opening the doors of housing opportunity to every citizen of this nation regardless of race, gender, color, national origin, religion, familial status or disability and to acknowledge the fair housing challenges that remain, and to collectively commit to finding viable solutions to those challenges.
- On 7/23/20 a tenant in relocation status with the City, called to report a possible housing scam that was posted on Craigslist. The listing that the tenant viewed was for 7 Mooreland Ave. When the FHO looked up the property card for the house, the name and telephone number on the property card did not match the name and telephone number on the advertisement. The listing was for a 3 bedroom at \$500 a month, which would normally be listed for \$1200 to \$1400 monthly in that specific neighborhood.  
<https://newhaven.craigslist.org/apa/d/waterbury-3-bedroom-cape-in-the-bunker/7154957991.html>

The FHO told the client not to accept any apartments that he did not inspect, not to sign any leases without seeing the apartment first, and to be cautious when using Craigslist for rental housing. The FHO called the owner to report the possible scam. The FHO asked the client to make a Police Report.

- On 7/28/20 a Waterbury resident called for a friend. He stated that the air conditioners in his friend's building were not working properly and that it was a Fair Housing issue.

The FHO called a staff member at HUD and she stated HUD does not regulate air conditioners. The FHO also called a staff member from the City's Health Dept. The City's Health Dept. sent an inspector out to the building and there was no issue with the air.

## **CR-40 - Monitoring 91.220 and 91.230**

**Describe the standards and procedures used to monitor activities carried out in furtherance of the plan and used to ensure long-term compliance with requirements of the programs involved, including minority business outreach and the comprehensive planning requirements**

The City of Waterbury has entered into a Sub-Recipient Agreement with each of the agencies. Two mandatory Technical Assistance Meetings were held on September 11, and September 12, 2019, with each agency in attendance. These sessions guide sub-recipients through the program, contract requirements, reporting requirements and monitoring process. Each agency received a Program Handbook containing all of the necessary contract documents, monitoring and reporting documents, and also the payment request forms and requisition guidelines. Each Program Year a Desk Monitoring is prepared, this consists of in-house Desk Review of the application, contract, timeliness and quality of the reporting, as well as review of the vouchers and bills, which have been submitted throughout the program year, for reimbursement. The Desk Reviews were performed during June and July, 2020; a copy of the Desk Review was filed, electronically, in each of the sub-recipient files. This year, due to the COVID-19 Pandemic, there were no on-site monitoring visits scheduled. Generally, this visit is to provide positive feedback to the sub-recipient about what they have done well and discuss any areas that might require improvement. Due to the pandemic, rather than the traditional on-site monitoring, the Program Specialist kept close contact with all of the sub-recipients to be made aware of their changes in work practices, due to the closures and/or change in work schedules of some of their offices. On March 19, 2020 the Program Specialist sent an email to all of the sub-recipients asking to be kept up to date on how each of the agencies would handle the pandemic, a spreadsheet was created detailing their change in any work practices; listing who might be working remotely, which agencies were still providing direct services while practicing social distancing, and where clients in need, might be able to seek immediate assistance. Despite all of the changes in work practices and work schedules, all of the CD YR 45 sub-recipients have continued to serve our community as best they can during such trying times. Throughout the year, sub-recipients submit vouchers for reimbursement of approved expenses; the City monitors the account balance and reimburses sub-recipients, pending compliance of all financial commitments. Community Development staff maintains regular contact with each agency to ensure the accuracy of their payment requests and to confirm that the programs remain on target with their proposed goals.

The projects completed this year were monitored by Community Development's Construction Specialist. The Construction Specialist made site visits checking on the projects progress and to verify that the work was being completed to the specifications. He met on-site with the contractors and property owners to discuss any issues. Permits, Certificates of Approval, Certificates of Occupancy are obtained when required. The property owner, contactor, Construction Specialist and/or Architect, and owner are required to sign off on each payment request before being processed. After projects are completed they receive both on-site and rent and income monitoring to assure long-term compliance.

The City will continued to require general contractors to market their projects to minority and women owned businesses by encouraging them to respond to their ads in local newspapers, minority publications, the State's Department of Administrative Services lists, local contracting groups and firms they have contracted with in the past.

The general contractor who is working on our HOME funded project has met all Section 3 and Good Jobs requirements to date. The City's Good Jobs Ordinance which requires 30% of the total worker hours to be performed by City residents, 10% of total work hours to minorities and with a goal of 5% minority and 5% of women workers applied to this project.

Onsite monitoring was conducted to ensure owners were maintaining their properties to HOME's standards and rent and income monitoring to verify the units are being rented to individuals and families that income qualify and the rents are within the HOME Program limits

#### **Citizen Participation Plan 91.105(d); 91.115(d)**

##### **Describe the efforts to provide citizens with reasonable notice and an opportunity to comment on performance reports.**

Citizens are advised of the availability of the CAPER through the publication of a public notice on November 13, 2020 in the Republican American, the daily local newspaper and posting on the City of Waterbury's website. The draft CAPER was also available at the City Clerk's Office and at the Silas Bronson Library. The fifteen (15) day comment period commenced on November 14, 2020 and ended at 5pm on November 28, 2020. There were no comments received.

**CR-45 - CDBG 91.520(c)**

**Specify the nature of, and reasons for, any changes in the jurisdiction's program objectives and indications of how the jurisdiction would change its programs as a result of its experiences.**

This CAPER covers the seventh year of the 5 Year Consolidated Plan (2013-2018) amended for 2 additional years. The objectives and anticipated outcomes outlined in the Plan and carried forward in the Annual Action Plan for PY 45 remain relevant and as a result of its experiences the City does not anticipate changing them.

<b>Does this Jurisdiction have any open Brownfields Economic Development Initiative (BEDI) grants?</b>	No
--	----

**[BEDI grantees] Describe accomplishments and program outcomes during the last year.**

## **CR-50 - HOME 91.520(d)**

### **Include the results of on-site inspections of affordable rental housing assisted under the program to determine compliance with housing codes and other applicable regulations**

Please list those projects that should have been inspected on-site this program year based upon the schedule in §92.504(d). Indicate which of these were inspected and a summary of issues that were detected during the inspection. For those that were not inspected, please indicate the reason and how you will remedy the situation.

Properties were monitored per 92.504(d). Housing Quality Standards (HQS), some inspections were scheduled and performed on properties that were due for an inspection; unfortunately, due to the COVID pandemic, some of the scheduled inspections have been put on hold for the time being. We will often reach out to our local Housing Authority for their inspection reports but they also have not been doing annual inspections due to COVID; they are doing initial and special inspections only.

The inspections that were completed, were done by Michael Gilmore, Waterbury Development Corporations, Neighborhood Housing Re-Investment Manager, he is a certified HQS Inspector. Mr. Gilmore stays up to date on any regulatory changes of the HQS Standards. In his role as HQS Inspector, Mr. Gilmore has become very familiar with many of the property owners. An HQS inspection checklist is used and a "Failed Inspection Letter" is sent only when violations are found. Violations that are deemed a safety issue require immediate attention, property owners are given 24 hours to address such issues; other violations are given a 30-day period in which to address the violations; occasionally there is an extension period offered if the violations are on the exterior of the property and the weather is not permitting.

Per the revised HOME regulations, HUD is now requiring ALL of the units in the 1-4 unit properties to be inspected; and that rental housing is inspected 12 months after project completion, and every 3 years, thereafter. The tenant and the property owner both need to be present at the time of the inspection, allowing both to be notified immediately of any violations.

The following units were due for inspection and inspections were initiated:

27-29 Fifth Street was inspected and failed, the property had a few minor, interior, violations, such as outlet cover and smoke alarms and a broken window; which have since been remedied. Currently, there is an outstanding violation with some exterior paint, which is chipping. The inspector and the homeowner have both been working toward remedying this issue as soon as possible.

102 Fairview Street was due for inspection when the homeowner passed away. The wife is trying to schedule the inspections with the tenants who have been uncooperative thus far.

Rental and income monitoring of each property is performed on an annual basis, homeowners are provided with a summary of income and rent limits, utility allowances charts and lease requirements. Rental property owners are required to fill out and submit the HOME Rental Project Compliance Report (Form 6-D) yearly.

**Provide an assessment of the jurisdiction's affirmative marketing actions for HOME units. 92.351(b)**

The owner of the 6 -unit property being rehabbed this year will follow the AFHMP submitted with his application.

**Refer to IDIS reports to describe the amount and use of program income for projects, including the number of projects and owner and tenant characteristics**

No program income was expended this year.

**Describe other actions taken to foster and maintain affordable housing. 91.220(k) (STATES ONLY: Including the coordination of LIHTC with the development of affordable housing). 91.320(j)**

This year the Community Development Staff continued to meet with the same developers they met with last year regarding moving the same projects forward. Due to a fire, one of the for-profit developers we have been working with had to change their plan to rehabilitate 4 units above the Center for Human Development's (CHD) hospitality center. The existing building will now have to be demolished and a new building constructed in its place. The project will now consist of the construction of 22 single room occupancy (SRO) units with CHD's Hospitality Center on the first floor. This project will provide much needed housing for those experiencing homelessness. CHD's Hospitality Center will provide supportive services. The developer expects to submit an application this fall/winter. Neighborhood Housing Services of Waterbury (NHSW) one of our CHDOs continues their work on two homeownership projects in the north-end section of the city. This year Community Development staff continued their discussions with NHSW. Now they have received funding for both of their projects, they are expected move their projects forward this fall/winter. One project is the new construction of 2 two-family homes and the other will be the rehabilitation of a three-family home into a two-family and the construction of a two-family home. All of these homes will be sold to families at or below 80% median family income.

The Community Planning Program Director has met with the Waterbury Housing Authority (WHA) to discuss their Willow Grove Redevelopment Plan. The WHA has assembled 26 blighted properties in the lower Willow Street Neighborhood. The plan includes the demolition of 10 blighted buildings in order to make room for a 40 unit affordable housing campus that will mirror the Victorian theme of the adjacent Overlook neighborhood. The WHA experienced a delay due to the extensive assessment on each property prior to demolition and the proposals they received last year in October far exceeded the budget. This year they reworked the scope and will be seeking proposals for a portion of the project area. WHA is still expected to apply for HOME funds after the demolition is completed in the spring of 2021 and funding for the project has been awarded.

**CR-60 - ESG 91.520(g) (ESG Recipients only)**

**ESG Supplement to the CAPER in *e-snaps***

**For Paperwork Reduction Act**

**1. Recipient Information—All Recipients Complete**

**Basic Grant Information**

<b>Recipient Name</b>	WATERBURY
<b>Organizational DUNS Number</b>	877993022
<b>EIN/TIN Number</b>	066001900
<b>Identify the Field Office</b>	HARTFORD
<b>Identify CoC(s) in which the recipient or subrecipient(s) will provide ESG assistance</b>	Balance of State COC

**ESG Contact Name**

<b>First Name</b>	DIANE
<b>Middle Name</b>	C
<b>Last Name</b>	TOOLAN
<b>Title</b>	Housing & Community Planning Program Director

**ESG Contact Address**

<b>Street Address 1</b>	235 Grand Street Room C29
<b>City</b>	WATERBURY
<b>State</b>	CT
<b>ZIP Code</b>	06702
<b>Phone Number</b>	2033463810
<b>Extension</b>	7288
<b>Fax Number</b>	2035742006
<b>Email Address</b>	dtoolan@waterburyct.org

**ESG Secondary Contact**

<b>First Name</b>	Tina
-------------------	------

<b>Last Name</b>	Lubus
<b>Title</b>	Housing & Community Planning Program Manager
<b>Phone Number</b>	203-346-3810
<b>Extension</b>	7282
<b>Email Address</b>	tlubus@waterburyct.org

## **2. Reporting Period—All Recipients Complete**

<b>Program Year Start Date</b>	10/01/2019
<b>Program Year End Date</b>	09/30/2020

## **3a. Subrecipient Form – Complete one form for each subrecipient**

**Subrecipient or Contractor Name:** WATERBURY  
**City:** Waterbury  
**State:** CT  
**Zip Code:** 06702  
**DUNS Number:** 877993022  
**Is subrecipient a victim services provider:** N  
**Subrecipient Organization Type:** Unit of Government  
**ESG Subgrant or Contract Award Amount:** 13,658

**Subrecipient or Contractor Name:** The Salvation Army  
**City:** Waterbury  
**State:** CT  
**Zip Code:** 06702, 1207  
**DUNS Number:** 062517941  
**Is subrecipient a victim services provider:** N  
**Subrecipient Organization Type:** Faith-Based Organization  
**ESG Subgrant or Contract Award Amount:** 51,992

**Subrecipient or Contractor Name:** St. Vincent DePaul Mission  
**City:** Waterbury  
**State:** CT  
**Zip Code:** 06710, 2003  
**DUNS Number:** 039624804  
**Is subrecipient a victim services provider:** N  
**Subrecipient Organization Type:** Faith-Based Organization  
**ESG Subgrant or Contract Award Amount:** 95,705



**Subrecipient or Contractor Name:** Safe Haven of Greater Waterbury, Inc.

**City:** Waterbury

**State:** CT

**Zip Code:** 06721, 1503

**DUNS Number:** 029978769

**Is subrecipient a victim services provider:** Y

**Subrecipient Organization Type:** Other Non-Profit Organization

**ESG Subgrant or Contract Award Amount:** 20,756

## **CR-65 - Persons Assisted**

See the data uploaded in the SAGE HMIS Repository and included in the Attachments section.

## CR-70 – ESG 91.520(g) - Assistance Provided and Outcomes

### 10. Shelter Utilization

Number of New Units - Rehabbed	0
Number of New Units - Conversion	0
Total Number of bed-nights available	46,600*
Total Number of bed-nights provided	32,859
Capacity Utilization	70.51%

**Table 14 – Shelter Capacity**

\* Reduction in bed nights due to shelter decompression as a result of COVID-19.

### 11. Project Outcomes Data measured under the performance standards developed in consultation with the CoC(s)

Each subrecipient of ESG funds has adopted the CoC's Housing First Policy in order to get people out of the shelters and into housing as quickly as possible. While this has worked with those families and individuals who have not had long periods of homelessness, it has not worked as well with the chronically homeless and those who suffer from mental health and/or substance abuse issues. This past year each shelter faced uncharted territory with the COVID-19 pandemic and the need to decompress the shelters. This resulted in the need for each shelter to send case management staff to the hotel to assist with the clients that were being housed. Each Executive Director of the ESG subrecipients have cited increased number of clients presenting with serious mental health issues and, without assistance (intensive case management) they often fall back into the shelters. They quickly burn their bridges with family and landlords and simply cannot make it on their own without long-term assistance. Each shelter reported clients staying in the shelters longer than previous average stays and while, some of this can be attributed to the continued lack of jobs and affordable housing; it can also be attributed to the dearth of treatment options available for those with mental health and/or substance abuse issues. The Center for Human Development's Hospitality Center, which receives CDBG program funding for a staff position, has proved an invaluable resource in helping the chronically homeless connect with needed services and benefits and re-establish relationships. The Center has expanded their physical space as well as their hours of operation in order to meet the growing need. During the winter cold weather they served as the City's warming center.

The prevention and rapid rehousing programs have successfully helped 95 persons during the past program year.

## CR-75 – Expenditures

### 11. Expenditures

#### 11a. ESG Expenditures for Homelessness Prevention

	Dollar Amount of Expenditures in Program Year		
	2017	2018	2019
Expenditures for Rental Assistance	0	0	0
Expenditures for Housing Relocation and Stabilization Services - Financial Assistance	0	0	0
Expenditures for Housing Relocation & Stabilization Services - Services	0	0	0
Expenditures for Homeless Prevention under Emergency Shelter Grants Program	18,175	23,518	17,636
<b>Subtotal Homelessness Prevention</b>	<b>18,175</b>	<b>23,518</b>	<b>17,636</b>

Table 15 – ESG Expenditures for Homelessness Prevention

#### 11b. ESG Expenditures for Rapid Re-Housing

	Dollar Amount of Expenditures in Program Year		
	2017	2018	2019
Expenditures for Rental Assistance	18,021	27,488	22,722
Expenditures for Housing Relocation and Stabilization Services - Financial Assistance	0	0	0
Expenditures for Housing Relocation & Stabilization Services - Services	0	0	0
Expenditures for Homeless Assistance under Emergency Shelter Grants Program	0	0	0
<b>Subtotal Rapid Re-Housing</b>	<b>18,021</b>	<b>27,488</b>	<b>22,722</b>

Table 16 – ESG Expenditures for Rapid Re-Housing

**11c. ESG Expenditures for Emergency Shelter**

	Dollar Amount of Expenditures in Program Year		
	2017	2018	2019
Essential Services	0	0	0
Operations	100,095	105,353	106,079
Renovation	0	0	0
Major Rehab	0	0	0
Conversion	0	0	0
<b>Subtotal</b>	100,095	105,353	106,079

Table 17 – ESG Expenditures for Emergency Shelter

**11d. Other Grant Expenditures**

	Dollar Amount of Expenditures in Program Year		
	2017	2018	2019
Street Outreach	0	0	0
HMIS	0	0	0
Administration	7,378	5,107	2,873

Table 18 - Other Grant Expenditures

**11e. Total ESG Grant Funds**

Total ESG Funds Expended	2017	2018	2019
	143,669	161,466	149,310

Table 19 - Total ESG Funds Expended

<b>11f. Match Source</b>			
	<b>2017</b>	<b>2018</b>	<b>2019</b>
Other Non-ESG HUD Funds	0	0	0
Other Federal Funds	51,317	469,885	498,711
State Government	212,063	212,064	213,887
Local Government	1,642,556	1,188,195	1,629,491
Private Funds	228,216	240,778	321,759
Other	983,274	729,235	533,435
Fees	1,500	0	0
Program Income	0	0	0
<b>Total Match Amount</b>	<b>3,118,926</b>	<b>2,840,157</b>	<b>3,197,283</b>

**Table 20 - Other Funds Expended on Eligible ESG Activities**

**11g. Total**

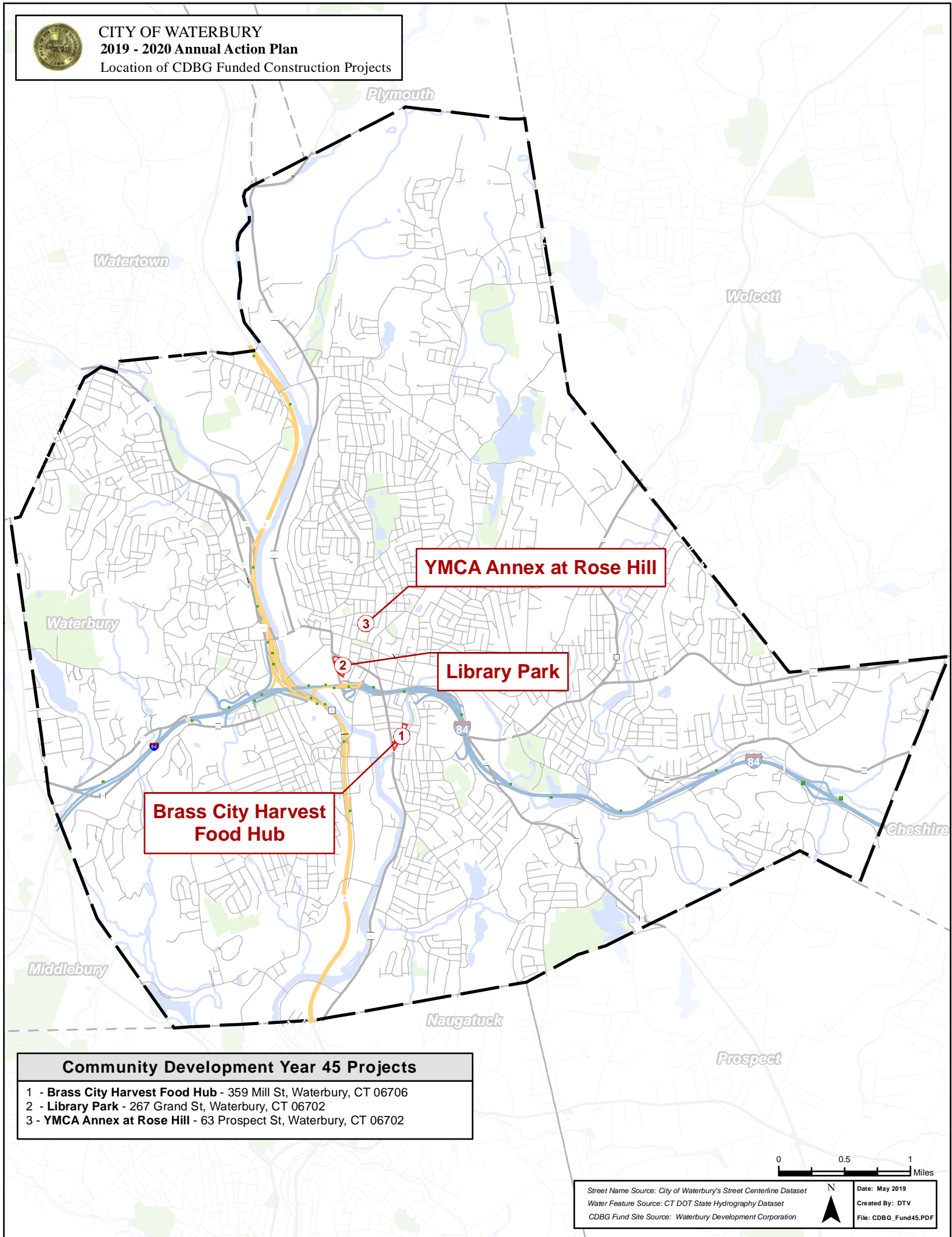
<b>Total Amount of Funds Expended on ESG Activities</b>	<b>2017</b>	<b>2018</b>	<b>2019</b>
	3,262,595	3,001,623	3,346,593

**Table 21 - Total Amount of Funds Expended on ESG Activities**

**Map**



**CITY OF WATERBURY**  
**2019 - 2020 Annual Action Plan**  
Location of CDBG Funded Construction Projects





# **Section 3**



## Section 3 Summary Report

Economic Opportunities for Low- and Very Low-Income Persons

**U.S. Department of Housing and Urban Development**

Office of Fair Housing and Equal Opportunity

OMB Approval No. 2529-0043  
(exp. 11/30/2018)

Disbursement Agency
City Of Waterbury
235 Grand Street, Waterbury, CT 06702
06-6001900

Reporting Entity
City Of Waterbury
235 Grand Street, Waterbury, CT 06702

Dollar Amount	\$2,385,646.48
Contact Person	Larry Devito
Date Report Submitted	11/09/2020

Reporting Period		Program Area Code	Program Area Name
From	To		
10/1/19	9/30/20	CDB1	Community Devel Block Grants

## Part I: Employment and Training

Job Category	Number of New Hires	Number of New Hires that Are Sec. 3 Residents	Aggregate Number of Staff Hours Worked	Total Staff Hours for Section 3 Employees	Number of Section 3 Trainees
Laborer	4	4	0	0	4

Total New Hires	4
Section 3 New Hires	4
Percent Section 3 New Hires	100%
Total Section 3 Trainees	4
The minimum numerical goal for Section 3 new hires is 30%.	

## Part II: Contracts Awarded

Construction Contracts	
Total dollar amount of construction contracts awarded	\$1,105,525.00
Total dollar amount of contracts awarded to Section 3 businesses	\$0.00
Percentage of the total dollar amount that was awarded to Section 3 businesses	0%
Total number of Section 3 businesses receiving construction contracts	0
The minimum numerical goal for Section 3 construction opportunities is 10%.	

Non-Construction Contracts	
Total dollar amount of all non-construction contracts awarded	\$15,025.00
Total dollar amount of non-construction contracts awarded to Section 3 businesses	\$0.00
Percentage of the total dollar amount that was awarded to Section 3 businesses	0%
Total number of Section 3 businesses receiving non-construction contracts	0
The minimum numerical goal for Section 3 non-construction opportunities is 3%.	

## Part III: Summary

Indicate the efforts made to direct the employment and other economic opportunities generated by HUD financial assistance for housing and community development programs, to the greatest extent feasible, toward low- and very low-income persons, particularly those who are recipients of government assistance for housing.

Yes	Attempted to recruit low-income residents through: local advertising media, signs prominently displayed at the project site, contacts with community organizations and public or private agencies operating within the metropolitan area (or nonmetropolitan county) in which the Section 3 covered program or project is located, or similar methods.
Yes	Participated in a HUD program or other program which promotes the training or employment of Section 3 residents.
Yes	Participated in a HUD program or other program which promotes the award of contracts to business concerns which meet the definition of Section 3 business concerns.
Yes	Coordinated with Youthbuild Programs administered in the metropolitan area in which the Section 3 covered project is located.
No	Other; describe below.

In these most uncertain times caused by the COVID-19 pandemic that has seen the ranks of unemployment swell, particularly among low and very low income residents, the city of Waterbury and the Northwest Regional Workforce Investment Board have remained committed to assisting the residents of the city in preparing for entry into meaningful employment . As the skill gap continues to widen and the demand for skilled workers is on the rise ,both the city and the Northwest Regional Workforce Investment Board understand and embrace their roles in preparing individuals for both entry and mid level employment opportunities.

As the 5th largest municipality in Connecticut it is no secret that Waterbury has a significant population of low and very low-income residents. The city of Waterbury in its partnership with the Northwest Regional Workforce Investment Board have developed a variety of methods to recruit residents for training and placement into livable wage, family sustaining employment opportunities . Social media outreach across multiple platforms including Facebook Instagram and Twitter as well as television commercials and radio spots are among the recruitment strategies implemented as part of a citywide outreach. Planned in person recruitment events were suspended as a result of Governor Lamont's *Stay Home-Stay Safe* order that was issued in March of 2020. In person Orientation sessions and recruitments throughout the Housing Authority facilities had proved moderately successful in prior years and had been a planned activity for 2020. As the *Stay Home Stay Safe* order was modified to allow for small inperson gatherings, two outreach events were conducted -one in July and one in October capped at 25 participants per session. Both sessions resulted in positive outcomes for participants who were aggressively seeking employment opportunities.

Utilizing technology, the Waterbury Construction Careers Initiative continued to hold bi-weekly orientation sessions using a virtual platform with registration being promoted through the social media outlets noted above. These bi-weekly sessions are a coordinated effort to register eligible residents into the Section 3 database for referral to employment in Section 3 eligible construction projects. This was marginally successful . On line training platforms were instituted to allow interested residents and eligible participants to secure OSHA 10 construction training and certification.

We are pleased to report that during the Brass City Harvest Regional Food Hub project as well as the Library Park Site Improvements Phase 1, four (4) Section 3 residents were offered and accepted employment on these projects. The two employees hired to work on the Library Park site improvement project continued to be gainfully employed as of this report . The Brass City Harvest Regional Food Hub has opened for business however the status of the two Section 3 residents employed on the project is unclear at this time. The solicitation and registration of Section 3 businesses remains difficult in this unique environment.

As we continue to work with the registered Section 3 participants and others in the community seeking employment, barriers such as lack of childcare and transportation remain significant obstacles . Child care as been hugely impacted by the Pandemic including reduction of slots ,the shuttering of many family based childcare sites and the tenuous status of the education system, where schools are routinely closed for short periods of time as a result of Covid outbreaks. Additionally, the issue of transportation to and from construction sites that are not located on public transit routes also hampers the opportunity to place Section 3 residents into meaningful employment. Public transportation system is not supportive of careers in construction however we work to mitigate this by providing Uber rides using supportive services dollars when we be able to place a resident in a training or employment opportunity.

The Northwest Regional Workforce Investment Board continues to work diligently on behalf of the city of Waterbury and its Section 3 qualified residents to incentivize employers to hire from this labor pool by offering *on the job* training contracts supporting the first 800 hours of employment with a 50% reimbursement rate of wages. The strategy has been successful where Section 3 projects have needed new hires to meet the demands of the labor required to complete the projects. Unfortunately hiring is not mandated under the Section 3 compliance rules however the city of Waterbury has a local ordinance referred to as the Good Jobs Ordinance that requires 30% of the workforce on a publicly funded construction project utilizing city dollars to reflect local residents. The NRWIB has been able to leverage this ordinance with Section 3 funded projects and has been somewhat effective in creating employment opportunities for the Section 3 residents in doing so.

As the nation as a whole and the city of Waterbury in particular begin to recover from the effects of the pandemic, planned but postponed projects will begin to gear up and we will be sure that any and all interest in Section 3 residents will be prepared for all employment opportunities.



## Section 3 Summary Report

Economic Opportunities for Low- and Very Low-Income Persons

**U.S. Department of Housing and Urban Development**

Office of Fair Housing and Equal Opportunity

OMB Approval No. 2529-0043  
(exp. 11/30/2018)

Disbursement Agency
City Of Waterbury
235 Grand Street, Waterbury, CT 06702
06-6001900

Reporting Entity
City Of Waterbury
235 Grand Street, Waterbury, CT 06702

Dollar Amount	\$52,821.23
Contact Person	Larry Devito
Date Report Submitted	11/10/2020

Reporting Period		Program Area Code	Program Area Name
From	To		
10/1/19	9/30/20	HOME	HOME Program

## Part I: Employment and Training

Job Category	Number of New Hires	Number of New Hires that Are Sec. 3 Residents	Aggregate Number of Staff Hours Worked	Total Staff Hours for Section 3 Employees	Number of Section 3 Trainees
The expenditure of these funds did not result in any new hires.					

Total New Hires	0
Section 3 New Hires	0
Percent Section 3 New Hires	N/A
Total Section 3 Trainees	0
The minimum numerical goal for Section 3 new hires is 30%.	

## Part II: Contracts Awarded

Construction Contracts	
Total dollar amount of construction contracts awarded	\$145,450.50
Total dollar amount of contracts awarded to Section 3 businesses	\$0.00
Percentage of the total dollar amount that was awarded to Section 3 businesses	0%
Total number of Section 3 businesses receiving construction contracts	0
The minimum numerical goal for Section 3 construction opportunities is 10%.	

Non-Construction Contracts	
Total dollar amount of all non-construction contracts awarded	\$1,624.00
Total dollar amount of non-construction contracts awarded to Section 3 businesses	\$0.00
Percentage of the total dollar amount that was awarded to Section 3 businesses	0%
Total number of Section 3 businesses receiving non-construction contracts	0
The minimum numerical goal for Section 3 non-construction opportunities is 3%.	

## Part III: Summary



Indicate the efforts made to direct the employment and other economic opportunities generated by HUD financial assistance for housing and community development programs, to the greatest extent feasible, toward low- and very low-income persons, particularly those who are recipients of government assistance for housing.

Yes	Attempted to recruit low-income residents through: local advertising media, signs prominently displayed at the project site, contacts with community organizations and public or private agencies operating within the metropolitan area (or nonmetropolitan county) in which the Section 3 covered program or project is located, or similar methods.
Yes	Participated in a HUD program or other program which promotes the training or employment of Section 3 residents.
Yes	Participated in a HUD program or other program which promotes the award of contracts to business concerns which meet the definition of Section 3 business concerns.
Yes	Coordinated with Youthbuild Programs administered in the metropolitan area in which the Section 3 covered project is located.
No	Other; describe below.

In these most uncertain times caused by the COVID-19 pandemic that has seen the ranks of unemployment swell, particularly among low and very low income residents, the city of Waterbury and the Northwest Regional Workforce Investment Board have remained committed to assisting the residents of the city in preparing for entry into meaningful employment . As the skill gap continues to widen and the demand for skilled workers is on the rise ,both the city and the Northwest Regional Workforce Investment Board understand and embrace their roles in preparing individuals for both entry and mid level employment opportunities.

As the 5th largest municipality in Connecticut it is no secret that Waterbury has a significant population of low and very low-income residents. The city of Waterbury in its partnership with the Northwest Regional Workforce Investment Board have developed a variety of methods to recruit residents for training and placement into livable wage, family sustaining employment opportunities . Social media outreach across multiple platforms including Facebook Instagram and Twitter as well as television commercials and radio spots are among the recruitment strategies implemented as part of a citywide outreach. Planned in person recruitment events were suspended as a result of Governor Lamont's *Stay Home-Stay Safe* order that was issued in March of 2020. In person Orientation sessions and recruitments throughout the Housing Authority facilities had proved moderately successful in prior years and had been a planned activity for 2020. As the *Stay Home Stay Safe* order was modified to allow for small inperson gatherings, two outreach events were conducted -one in July and one in October capped at 25 participants per session. Both sessions resulted in positive outcomes for participants who were aggressively seeking employment opportunities.

Utilizing technology, the Waterbury Construction Careers Initiative continued to hold bi-weekly orientation sessions using a virtual platform with registration being promoted through the social media outlets noted above. These bi-weekly sessions are a coordinated effort to register eligible residents into the Section 3 database for referral to employment in Section 3 eligible construction projects. This was marginally successful . On line training platforms were instituted to allow interested residents and eligible participants to secure OSHA 10 construction training and certification.

As we continue to work with the registered Section 3 participants and others in the community seeking employment, barriers such as lack of childcare and transportation remain significant obstacles . Child care as been hugely impacted by the Pandemic including reduction of slots ,the shuttering of many family based childcare sites and the tenuous status of the education system, where schools are routinely closed for short periods of time as a result of Covid outbreaks. Additionally, the issue of transportation to and from construction sites that are not located on public transit routes also hampers the opportunity to place Section 3 residents into meaningful employment. Public transportation system is not supportive of careers in construction however we work to mitigate this by providing Uber rides using supportive services dollars when we be able to place a resident in a training or employment opportunity.

The Northwest Regional Workforce Investment Board continues to work diligently on behalf of the city of Waterbury and its Section 3 qualified residents to incentivize employers to hire from this labor pool by offering *on the job* training contracts supporting the first 800 hours of employment with a 50% reimbursement rate of wages. The strategy has been successful where Section 3 projects have needed new hires to meet the demands of the labor required to complete the projects. Unfortunately hiring is not mandated under the Section 3 compliance rules however the city of Waterbury has a local ordinance referred to as the Good Jobs Ordinance that requires 30% of the workforce on a publicly funded construction project utilizing city dollars to reflect local residents. The NRWIB has been able to leverage this ordinance with Section 3 funded projects and has been somewhat effective in creating employment opportunities for the Section 3 residents in doing so.

As the nation as a whole and the city of Waterbury in particular begin to recover from the effects of the pandemic, planned but postponed projects will begin to gear up and we will be sure that any and all interest in Section 3 residents will be prepared for all employment opportunities

**IDIS PR01**

U.S. DEPARTMENT OF HOUSING AND URBAN  
DEVELOPMENT  
OFFICE OF COMMUNITY PLANNING AND DEVELOPMENT  
PR01 - HUD Grants and Program Income

DATE: 11/4/2020  
TIME: 11:21:50 AM  
PAGE: 1/12

IDIS

Program	Fund Type	Grantee Name	Grantee State Code	Grant Year	Grant Number	Authorized Amount	Suballocated Amount	Amount Committed to Activities			
CDBG	EN	WATERBURY	CT	1989	B89MC090016	\$2,069,000.00	\$0.00	\$2,069,000.00			
				1990	B90MC090016	\$1,931,000.00	\$0.00	\$1,931,000.00			
				1991	B91MC090016	\$2,158,000.00	\$0.00	\$2,158,000.00			
				1992	B92MC090016	\$2,178,000.00	\$0.00	\$2,178,000.00			
				1993	B93MC090016	\$2,393,000.00	\$0.00	\$2,393,000.00			
				1994	B94MC090016	\$2,621,000.00	\$0.00	\$2,621,000.00			
				1995	B95MC090016	\$2,879,000.00	\$0.00	\$2,879,000.00			
				1996	B96MC090016	\$2,846,000.00	\$0.00	\$2,846,000.00			
				1997	B97MC090016	\$2,855,000.00	\$0.00	\$2,855,000.00			
				1998	B98MC090016	\$2,698,000.00	\$0.00	\$2,698,000.00			
				1999	B99MC090016	\$2,715,000.00	\$0.00	\$2,715,000.00			
				2000	B00MC090016	\$2,744,000.00	\$0.00	\$2,744,000.00			
				2001	B01MC090016	\$2,869,000.00	\$0.00	\$2,869,000.00			
				2002	B02MC090016	\$2,836,000.00	\$0.00	\$2,836,000.00			
				2003	B03MC090016	\$2,752,000.00	\$0.00	\$2,752,000.00			
				2004	B04MC090016	\$2,713,000.00	\$0.00	\$2,713,000.00			
				2005	B05MC090016	\$2,563,185.00	\$0.00	\$2,563,185.00			
				2006	B06MC090016	\$2,306,582.00	\$0.00	\$2,306,582.00			
				2007	B07MC090016	\$2,315,008.00	\$0.00	\$2,315,008.00			
				2008	B08MC090016	\$2,241,978.00	\$0.00	\$2,241,978.00			
				2009	B09MC090016	\$2,282,284.00	\$0.00	\$2,282,284.00			
				2010	B10MC090016	\$2,481,638.00	\$0.00	\$2,481,638.00			
				2011	B11MC090016	\$2,079,265.00	\$0.00	\$2,079,265.00			
				2012	B12MC090016	\$1,878,054.00	\$0.00	\$1,878,054.00			
				2013	B13MC090016	\$1,996,547.00	\$0.00	\$1,996,547.00			
				2014	B14MC090016	\$1,913,444.00	\$0.00	\$1,913,444.00			
				2015	B15MC090016	\$1,888,634.00	\$0.00	\$1,519,412.95			
				2016	B16MC090016	\$1,917,162.00	\$0.00	\$1,917,162.00			
				2017	B17MC090016	\$1,953,407.00	\$0.00	\$1,803,601.62			
				2018	B18MC090016	\$2,146,218.00	\$0.00	\$1,017,251.21			
				2019	B19MC090016	\$2,126,160.00	\$0.00	\$1,534,225.83			
				2020	B20MC090016	\$2,239,298.00	\$0.00	\$0.00			
				WATERBURY Subtotal:						\$75,585,864.00	\$0.00
		EN Subtotal:						\$75,585,864.00	\$0.00	\$71,106,638.61	
PI	WATERBURY	CT	1996	B96MC090016	\$0.00	\$0.00	\$0.00				
			1997	B97MC090016	\$521,645.65	\$0.00	\$521,645.65				

U.S. DEPARTMENT OF HOUSING AND URBAN  
DEVELOPMENT  
OFFICE OF COMMUNITY PLANNING AND DEVELOPMENT  
PR01 - HUD Grants and Program Income

DATE: 11/4/2020  
TIME: 11:21:50 AM  
PAGE: 2/12

IDIS

Program	Fund Type	Grantee Name	Grantee State Code	Grant Year	Grant Number	Net Drawn Amount	FY YTD Net Draw Amount	Available to Commit				
CDBG	EN	WATERBURY	CT	1989	B89MC090016	\$2,069,000.00	\$0.00	\$0.00				
				1990	B90MC090016	\$1,931,000.00	\$0.00	\$0.00				
				1991	B91MC090016	\$2,158,000.00	\$0.00	\$0.00				
				1992	B92MC090016	\$2,178,000.00	\$0.00	\$0.00				
				1993	B93MC090016	\$2,393,000.00	\$0.00	\$0.00				
				1994	B94MC090016	\$2,621,000.00	\$0.00	\$0.00				
				1995	B95MC090016	\$2,879,000.00	\$0.00	\$0.00				
				1996	B96MC090016	\$2,846,000.00	\$0.00	\$0.00				
				1997	B97MC090016	\$2,855,000.00	\$0.00	\$0.00				
				1998	B98MC090016	\$2,698,000.00	\$0.00	\$0.00				
				1999	B99MC090016	\$2,715,000.00	\$0.00	\$0.00				
				2000	B00MC090016	\$2,744,000.00	\$0.00	\$0.00				
				2001	B01MC090016	\$2,869,000.00	\$0.00	\$0.00				
				2002	B02MC090016	\$2,836,000.00	\$0.00	\$0.00				
				2003	B03MC090016	\$2,752,000.00	\$0.00	\$0.00				
				2004	B04MC090016	\$2,713,000.00	\$0.00	\$0.00				
				2005	B05MC090016	\$2,563,185.00	\$0.00	\$0.00				
				2006	B06MC090016	\$2,306,582.00	\$0.00	\$0.00				
				2007	B07MC090016	\$2,315,008.00	\$0.00	\$0.00				
				2008	B08MC090016	\$2,241,978.00	\$0.00	\$0.00				
				2009	B09MC090016	\$2,282,284.00	\$0.00	\$0.00				
				2010	B10MC090016	\$2,481,638.00	\$0.00	\$0.00				
				2011	B11MC090016	\$2,079,265.00	\$0.00	\$0.00				
				2012	B12MC090016	\$1,878,054.00	\$0.00	\$0.00				
				2013	B13MC090016	\$1,996,547.00	\$0.00	\$0.00				
				2014	B14MC090016	\$1,913,444.00	\$0.00	\$0.00				
				2015	B15MC090016	\$1,461,207.73	\$42,184.19	\$369,221.05				
				2016	B16MC090016	\$1,917,162.00	\$0.00	\$0.00				
				2017	B17MC090016	\$1,803,601.62	\$0.00	\$149,805.38				
				2018	B18MC090016	\$1,008,892.01	\$42,281.74	\$1,128,966.79				
				2019	B19MC090016	\$1,534,011.83	\$391,029.66	\$591,934.17				
				2020	B20MC090016	\$0.00	\$0.00	\$2,239,298.00				
				WATERBURY Subtotal:						\$71,039,860.19	\$475,495.59	\$4,479,225.39
				EN Subtotal:						\$71,039,860.19	\$475,495.59	\$4,479,225.39
PI	WATERBURY	CT	1996	B96MC090016	\$0.00	\$0.00	\$0.00					
			1997	B97MC090016	\$521,645.65	\$0.00	\$0.00					

U.S. DEPARTMENT OF HOUSING AND URBAN  
DEVELOPMENT  
OFFICE OF COMMUNITY PLANNING AND DEVELOPMENT  
PR01 - HUD Grants and Program Income

DATE: 11/4/2020  
TIME: 11:21:50 AM  
PAGE: 3/12

IDIS

Program	Fund Type	Grantee Name	Grantee State Code	Grant Year	Grant Number	Available to Draw	Recapture Amount
CDBG	EN	WATERBURY	CT	1989	B89MC090016	\$0.00	\$0.00
				1990	B90MC090016	\$0.00	\$0.00
				1991	B91MC090016	\$0.00	\$0.00
				1992	B92MC090016	\$0.00	\$0.00
				1993	B93MC090016	\$0.00	\$0.00
				1994	B94MC090016	\$0.00	\$0.00
				1995	B95MC090016	\$0.00	\$0.00
				1996	B96MC090016	\$0.00	\$0.00
				1997	B97MC090016	\$0.00	\$0.00
				1998	B98MC090016	\$0.00	\$0.00
				1999	B99MC090016	\$0.00	\$0.00
				2000	B00MC090016	\$0.00	\$0.00
				2001	B01MC090016	\$0.00	\$0.00
				2002	B02MC090016	\$0.00	\$0.00
				2003	B03MC090016	\$0.00	\$0.00
				2004	B04MC090016	\$0.00	\$0.00
				2005	B05MC090016	\$0.00	\$0.00
				2006	B06MC090016	\$0.00	\$0.00
				2007	B07MC090016	\$0.00	\$0.00
				2008	B08MC090016	\$0.00	\$0.00
				2009	B09MC090016	\$0.00	\$0.00
				2010	B10MC090016	\$0.00	\$0.00
				2011	B11MC090016	\$0.00	\$0.00
				2012	B12MC090016	\$0.00	\$0.00
				2013	B13MC090016	\$0.00	\$0.00
				2014	B14MC090016	\$0.00	\$0.00
				2015	B15MC090016	\$427,426.27	\$0.00
				2016	B16MC090016	\$0.00	\$0.00
				2017	B17MC090016	\$149,805.38	\$0.00
				2018	B18MC090016	\$1,137,325.99	\$0.00
				2019	B19MC090016	\$592,148.17	\$0.00
				2020	B20MC090016	\$2,239,298.00	\$0.00
				<b>WATERBURY Subtotal:</b>		<b>\$4,546,003.81</b>	<b>\$0.00</b>
		<b>EN Subtotal:</b>				<b>\$4,546,003.81</b>	<b>\$0.00</b>
PI		WATERBURY	CT	1996	B96MC090016	\$0.00	\$0.00
				1997	B97MC090016	\$0.00	\$0.00

U.S. DEPARTMENT OF HOUSING AND URBAN  
DEVELOPMENT  
OFFICE OF COMMUNITY PLANNING AND DEVELOPMENT  
PR01 - HUD Grants and Program Income

DATE: 11/4/2020  
TIME: 11:21:50 AM  
PAGE: 4/12

IDIS

Program	Fund Type	Grantee Name	Grantee State Code	Grant Year	Grant Number	Authorized Amount	Suballocated Amount	Amount Committed to Activities
CDBG	PI	WATERBURY	CT	1998	B98MC090016	\$232,925.68	\$0.00	\$232,925.68
				1999	B99MC090016	\$208,467.85	\$0.00	\$208,467.85
				2000	B00MC090016	\$316,688.58	\$0.00	\$316,688.58
				2001	B01MC090016	\$245,035.35	\$0.00	\$245,035.35
				2002	B02MC090016	\$219,891.53	\$0.00	\$219,891.53
				2003	B03MC090016	\$408,533.34	\$0.00	\$408,533.34
				2004	B04MC090016	\$242,026.88	\$0.00	\$242,026.88
				2005	B05MC090016	\$194,278.33	\$0.00	\$194,278.33
				2006	B06MC090016	\$467,216.23	\$0.00	\$467,216.23
				2007	B07MC090016	\$55,435.96	\$0.00	\$55,435.96
				2008	B08MC090016	\$137,962.79	\$0.00	\$137,962.79
				2009	B09MC090016	\$136,457.18	\$0.00	\$136,457.18
				2010	B10MC090016	\$169,901.94	\$0.00	\$169,901.94
				2011	B11MC090016	\$35,585.32	\$0.00	\$35,585.32
				2012	B12MC090016	\$81,168.33	\$0.00	\$81,168.33
				2013	B13MC090016	\$42,410.97	\$0.00	\$42,410.97
				2014	B14MC090016	\$42,795.82	\$0.00	\$42,795.82
				2015	B15MC090016	\$77,320.39	\$0.00	\$77,320.39
				2016	B16MC090016	\$99,002.18	\$0.00	\$99,002.18
				2017	B17MC090016	\$184,862.19	\$0.00	\$184,862.19
				2018	B18MC090016	\$79,628.86	\$0.00	\$79,628.86
				2019	B19MC090016	\$101,090.74	\$0.00	\$101,090.74
				2020	B20MC090016	\$8,922.81	\$0.00	\$8,922.81
WATERBURY Subtotal:						\$4,309,254.90	\$0.00	\$4,309,254.90
PI Subtotal:						\$4,309,254.90	\$0.00	\$4,309,254.90
ESG	EN	WATERBURY	CT	1990	S90MC090001	\$52,000.00	\$0.00	\$52,000.00
				1991	S91MC090001	\$50,000.00	\$0.00	\$50,000.00
				1992	S92MC090001	\$50,000.00	\$0.00	\$50,000.00
				1993	S93MC090001	\$32,000.00	\$0.00	\$32,000.00
				1994	S94MC090001	\$70,000.00	\$0.00	\$70,000.00
				1995	S95MC090001	\$95,000.00	\$0.00	\$95,000.00
				1996	S96MC090001	\$73,000.00	\$0.00	\$73,000.00
				1997	S97MC090001	\$74,000.00	\$0.00	\$74,000.00
				1998	S98MC090001	\$109,000.00	\$0.00	\$109,000.00
				1999	S99MC090001	\$96,000.00	\$0.00	\$96,000.00
				2000	S00MC090001	\$96,000.00	\$0.00	\$96,000.00

U.S. DEPARTMENT OF HOUSING AND URBAN  
DEVELOPMENT  
OFFICE OF COMMUNITY PLANNING AND DEVELOPMENT  
PR01 - HUD Grants and Program Income

DATE: 11/4/2020  
TIME: 11:21:50 AM  
PAGE: 5/12

IDIS

Program	Fund Type	Grantee Name	Grantee State Code	Grant Year	Grant Number	Net Drawn Amount	FY YTD Net Draw Amount	Available to Commit
CDBG	PI	WATERBURY	CT	1998	B98MC090016	\$232,925.68	\$0.00	\$0.00
				1999	B99MC090016	\$208,467.85	\$0.00	\$0.00
				2000	B00MC090016	\$316,688.58	\$0.00	\$0.00
				2001	B01MC090016	\$245,035.35	\$0.00	\$0.00
				2002	B02MC090016	\$219,891.53	\$0.00	\$0.00
				2003	B03MC090016	\$408,533.34	\$0.00	\$0.00
				2004	B04MC090016	\$242,026.88	\$0.00	\$0.00
				2005	B05MC090016	\$194,278.33	\$0.00	\$0.00
				2006	B06MC090016	\$467,216.23	\$0.00	\$0.00
				2007	B07MC090016	\$55,435.96	\$0.00	\$0.00
				2008	B08MC090016	\$137,962.79	\$0.00	\$0.00
				2009	B09MC090016	\$136,457.18	\$0.00	\$0.00
				2010	B10MC090016	\$169,901.94	\$0.00	\$0.00
				2011	B11MC090016	\$35,585.32	\$0.00	\$0.00
				2012	B12MC090016	\$81,168.33	\$0.00	\$0.00
				2013	B13MC090016	\$42,410.97	\$0.00	\$0.00
				2014	B14MC090016	\$42,795.82	\$0.00	\$0.00
				2015	B15MC090016	\$77,320.39	\$0.00	\$0.00
				2016	B16MC090016	\$99,002.18	\$0.00	\$0.00
				2017	B17MC090016	\$184,862.19	\$0.00	\$0.00
				2018	B18MC090016	\$79,628.86	\$0.00	\$0.00
				2019	B19MC090016	\$101,090.74	\$0.00	\$0.00
				2020	B20MC090016	\$8,922.81	\$8,922.81	\$0.00
				<b>WATERBURY Subt</b>		<b>\$4,309,254.90</b>	<b>\$8,922.81</b>	<b>\$0.00</b>
				<b>PI Subtotal:</b>		<b>\$4,309,254.90</b>	<b>\$8,922.81</b>	<b>\$0.00</b>
ESG	EN	WATERBURY	CT	1990	S90MC090001	\$52,000.00	\$0.00	\$0.00
				1991	S91MC090001	\$50,000.00	\$0.00	\$0.00
				1992	S92MC090001	\$50,000.00	\$0.00	\$0.00
				1993	S93MC090001	\$32,000.00	\$0.00	\$0.00
				1994	S94MC090001	\$70,000.00	\$0.00	\$0.00
				1995	S95MC090001	\$95,000.00	\$0.00	\$0.00
				1996	S96MC090001	\$73,000.00	\$0.00	\$0.00
				1997	S97MC090001	\$74,000.00	\$0.00	\$0.00
				1998	S98MC090001	\$109,000.00	\$0.00	\$0.00
				1999	S99MC090001	\$96,000.00	\$0.00	\$0.00
				2000	S00MC090001	\$96,000.00	\$0.00	\$0.00



U.S. DEPARTMENT OF HOUSING AND URBAN  
DEVELOPMENT  
OFFICE OF COMMUNITY PLANNING AND DEVELOPMENT  
PR01 - HUD Grants and Program Income

DATE: 11/4/2020  
TIME: 11:21:50 AM  
PAGE: 6/12

IDIS

Program	Fund Type	Grantee Name	Grantee State Code	Grant Year	Grant Number	Available to Draw	Recapture Amount
CDBG	PI	WATERBURY	CT	1998	B98MC090016	\$0.00	\$0.00
				1999	B99MC090016	\$0.00	\$0.00
				2000	B00MC090016	\$0.00	\$0.00
				2001	B01MC090016	\$0.00	\$0.00
				2002	B02MC090016	\$0.00	\$0.00
				2003	B03MC090016	\$0.00	\$0.00
				2004	B04MC090016	\$0.00	\$0.00
				2005	B05MC090016	\$0.00	\$0.00
				2006	B06MC090016	\$0.00	\$0.00
				2007	B07MC090016	\$0.00	\$0.00
				2008	B08MC090016	\$0.00	\$0.00
				2009	B09MC090016	\$0.00	\$0.00
				2010	B10MC090016	\$0.00	\$0.00
				2011	B11MC090016	\$0.00	\$0.00
				2012	B12MC090016	\$0.00	\$0.00
				2013	B13MC090016	\$0.00	\$0.00
				2014	B14MC090016	\$0.00	\$0.00
				2015	B15MC090016	\$0.00	\$0.00
				2016	B16MC090016	\$0.00	\$0.00
				2017	B17MC090016	\$0.00	\$0.00
				2018	B18MC090016	\$0.00	\$0.00
				2019	B19MC090016	\$0.00	\$0.00
				2020	B20MC090016	\$0.00	\$0.00
				<b>WATERBURY Subt</b>		<b>\$0.00</b>	<b>\$0.00</b>
		<b>PI Subtotal:</b>				<b>\$0.00</b>	<b>\$0.00</b>
ESG	EN	WATERBURY	CT	1990	S90MC090001	\$0.00	\$0.00
				1991	S91MC090001	\$0.00	\$0.00
				1992	S92MC090001	\$0.00	\$0.00
				1993	S93MC090001	\$0.00	\$0.00
				1994	S94MC090001	\$0.00	\$0.00
				1995	S95MC090001	\$0.00	\$0.00
				1996	S96MC090001	\$0.00	\$0.00
				1997	S97MC090001	\$0.00	\$0.00
				1998	S98MC090001	\$0.00	\$0.00
				1999	S99MC090001	\$0.00	\$0.00
				2000	S00MC090001	\$0.00	\$0.00

U.S. DEPARTMENT OF HOUSING AND URBAN  
DEVELOPMENT  
OFFICE OF COMMUNITY PLANNING AND DEVELOPMENT  
PR01 - HUD Grants and Program Income

DATE: 11/4/2020  
TIME: 11:21:50 AM  
PAGE: 7/12

IDIS

Program	Fund Type	Grantee Name	Grantee State Code	Grant Year	Grant Number	Authorized Amount	Suballocated Amount	Amount Committed to Activities
ESG	EN	WATERBURY	CT	2001	S01MC090001	\$97,000.00	\$0.00	\$97,000.00
				2002	S02MC090001	\$98,000.00	\$0.00	\$98,000.00
				2003	S03MC090001	\$97,000.00	\$0.00	\$97,000.00
				2004	S04MC090001	\$100,667.00	\$0.00	\$100,667.00
				2005	S05MC090001	\$99,223.00	\$0.00	\$99,223.00
				2006	S06MC090001	\$98,596.00	\$0.00	\$98,596.00
				2007	S07MC090001	\$99,481.00	\$0.00	\$99,481.00
				2008	S08MC090001	\$99,746.00	\$0.00	\$99,746.00
				2009	S09MC090001	\$99,820.00	\$0.00	\$99,820.00
				2010	S10MC090001	\$100,023.00	\$0.00	\$100,023.00
				WATERBURY Subtotal:				
HOME	EN	WATERBURY	CT	1992	M92MC090205	\$1,020,000.00	\$913,877.93	\$106,122.07
				1993	M93MC090205	\$673,000.00	\$535,307.71	\$137,692.29
				1994	M94MC090205	\$738,000.00	\$472,057.36	\$265,942.64
				1995	M95MC090205	\$811,000.00	\$595,775.29	\$215,224.71
				1996	M96MC090205	\$807,000.00	\$83,380.14	\$723,619.86
				1997	M97MC090205	\$690,516.00	\$206,600.00	\$483,916.00
				1998	M98MC090205	\$846,000.00	\$84,600.00	\$761,400.00
				1999	M99MC090205	\$908,000.00	\$90,800.00	\$817,200.00
				2000	M00MC090205	\$907,000.00	\$90,700.00	\$816,300.00
				2001	M01MC090205	\$1,010,000.00	\$173,150.00	\$836,850.00
				2002	M02MC090205	\$1,011,000.00	\$252,750.00	\$758,250.00
				2003	M03MC090205	\$1,074,671.00	\$268,667.75	\$806,003.25
				2004	M04MC090205	\$1,197,371.00	\$281,047.44	\$916,323.56
				2005	M05MC090205	\$1,034,001.00	\$925,276.02	\$108,724.98
				2006	M06MC090205	\$971,258.00	\$971,258.00	\$0.00
				2007	M07MC090205	\$972,358.00	\$286,578.18	\$685,779.82
				2008	M08MC090205	\$938,351.00	\$513,886.64	\$424,464.36
				2009	M09MC090205	\$1,048,678.00	\$320,652.52	\$728,025.48
				2010	M10MC090205	\$1,042,698.00	\$315,986.17	\$726,711.83
				2011	M11MC090205	\$920,286.00	\$135,603.76	\$784,682.24
				2012	M12MC090205	\$670,310.00	\$69,370.20	\$600,939.80
				2013	M13MC090205	\$709,824.00	\$70,982.40	\$638,841.60
				2014	M14MC090205	\$657,694.00	\$98,654.10	\$559,039.90
				2015	M15MC090205	\$600,593.00	\$180,177.90	\$420,415.10

U.S. DEPARTMENT OF HOUSING AND URBAN  
DEVELOPMENT  
OFFICE OF COMMUNITY PLANNING AND DEVELOPMENT  
PR01 - HUD Grants and Program Income

DATE: 11/4/2020  
TIME: 11:21:50 AM  
PAGE: 8/12

IDIS

Program	Fund Type	Grantee Name	Grantee State Code	Grant Year	Grant Number	Net Drawn Amount	FY YTD Net Draw Amount	Available to Commit
ESG	EN	WATERBURY	CT	2001	S01MC090001	\$97,000.00	\$0.00	\$0.00
				2002	S02MC090001	\$98,000.00	\$0.00	\$0.00
				2003	S03MC090001	\$97,000.00	\$0.00	\$0.00
				2004	S04MC090001	\$100,667.00	\$0.00	\$0.00
				2005	S05MC090001	\$99,223.00	\$0.00	\$0.00
				2006	S06MC090001	\$98,596.00	\$0.00	\$0.00
				2007	S07MC090001	\$99,481.00	\$0.00	\$0.00
				2008	S08MC090001	\$99,746.00	\$0.00	\$0.00
				2009	S09MC090001	\$99,820.00	\$0.00	\$0.00
				2010	S10MC090001	\$100,023.00	\$0.00	\$0.00
				WATERBURY Subtotal:				
EN Subtotal:					\$1,786,556.00	\$0.00	\$0.00	
HOME	EN	WATERBURY	CT	1992	M92MC090205	\$106,122.07	\$0.00	\$0.00
				1993	M93MC090205	\$137,692.29	\$0.00	\$0.00
				1994	M94MC090205	\$265,942.64	\$0.00	\$0.00
				1995	M95MC090205	\$215,224.71	\$0.00	\$0.00
				1996	M96MC090205	\$723,619.86	\$0.00	\$0.00
				1997	M97MC090205	\$483,916.00	\$0.00	\$0.00
				1998	M98MC090205	\$761,400.00	\$0.00	\$0.00
				1999	M99MC090205	\$817,200.00	\$0.00	\$0.00
				2000	M00MC090205	\$816,300.00	\$0.00	\$0.00
				2001	M01MC090205	\$836,850.00	\$0.00	\$0.00
				2002	M02MC090205	\$758,250.00	\$0.00	\$0.00
				2003	M03MC090205	\$806,003.25	\$0.00	\$0.00
				2004	M04MC090205	\$916,323.56	\$0.00	\$0.00
				2005	M05MC090205	\$108,724.98	\$0.00	\$0.00
				2006	M06MC090205	\$0.00	\$0.00	\$0.00
				2007	M07MC090205	\$685,779.82	\$0.00	\$0.00
				2008	M08MC090205	\$424,464.36	\$0.00	\$0.00
				2009	M09MC090205	\$728,025.48	\$0.00	\$0.00
				2010	M10MC090205	\$726,711.83	\$0.00	\$0.00
				2011	M11MC090205	\$784,682.24	\$0.00	\$0.00
				2012	M12MC090205	\$600,939.80	\$0.00	\$0.00
				2013	M13MC090205	\$638,841.60	\$0.00	\$0.00
				2014	M14MC090205	\$559,039.90	\$0.00	\$0.00
				2015	M15MC090205	\$166,693.21	\$0.00	\$0.00

U.S. DEPARTMENT OF HOUSING AND URBAN  
DEVELOPMENT  
OFFICE OF COMMUNITY PLANNING AND DEVELOPMENT  
PR01 - HUD Grants and Program Income

DATE: 11/4/2020  
TIME: 11:21:50 AM  
PAGE: 9/12

IDIS

Program	Fund Type	Grantee Name	Grantee State Code	Grant Year	Grant Number	Available to Draw	Recapture Amount
ESG	EN	WATERBURY	CT	2001	S01MC090001	\$0.00	\$0.00
				2002	S02MC090001	\$0.00	\$0.00
				2003	S03MC090001	\$0.00	\$0.00
				2004	S04MC090001	\$0.00	\$0.00
				2005	S05MC090001	\$0.00	\$0.00
				2006	S06MC090001	\$0.00	\$0.00
				2007	S07MC090001	\$0.00	\$0.00
				2008	S08MC090001	\$0.00	\$0.00
				2009	S09MC090001	\$0.00	\$0.00
				2010	S10MC090001	\$0.00	\$0.00
				WATERBURY Subtotal:			
EN Subtotal:				\$0.00	\$0.00		
HOME	EN	WATERBURY	CT	1992	M92MC090205	\$0.00	\$0.00
				1993	M93MC090205	\$0.00	\$0.00
				1994	M94MC090205	\$0.00	\$0.00
				1995	M95MC090205	\$0.00	\$0.00
				1996	M96MC090205	\$0.00	\$0.00
				1997	M97MC090205	\$0.00	\$0.00
				1998	M98MC090205	\$0.00	\$0.00
				1999	M99MC090205	\$0.00	\$0.00
				2000	M00MC090205	\$0.00	\$0.00
				2001	M01MC090205	\$0.00	\$0.00
				2002	M02MC090205	\$0.00	\$0.00
				2003	M03MC090205	\$0.00	\$0.00
				2004	M04MC090205	\$0.00	\$0.00
				2005	M05MC090205	\$0.00	\$0.00
				2006	M06MC090205	\$0.00	\$0.00
				2007	M07MC090205	\$0.00	\$0.00
				2008	M08MC090205	\$0.00	\$0.00
				2009	M09MC090205	\$0.00	\$0.00
				2010	M10MC090205	\$0.00	\$0.00
				2011	M11MC090205	\$0.00	\$0.00
				2012	M12MC090205	\$0.00	\$0.00
				2013	M13MC090205	\$0.00	\$0.00
				2014	M14MC090205	\$0.00	\$0.00
				2015	M15MC090205	\$253,721.89	\$0.00

U.S. DEPARTMENT OF HOUSING AND URBAN  
DEVELOPMENT  
OFFICE OF COMMUNITY PLANNING AND DEVELOPMENT  
PR01 - HUD Grants and Program Income

DATE: 11/4/2020  
TIME: 11:21:50 AM  
PAGE: 10/12

IDIS

Program	Fund Type	Grantee Name	Grantee State Code	Grant Year	Grant Number	Authorized Amount	Suballocated Amount	Amount Committed to Activities			
HOME	EN	WATERBURY	CT	2016	M16MC090205	\$637,414.00	\$164,439.15	\$203,779.93			
				2017	M17MC090205	\$617,835.00	\$154,458.25	\$0.00			
				2018	M18MC090205	\$859,735.00	\$214,933.75	\$0.00			
				2019	M19MC090205	\$827,794.00	\$206,948.50	\$0.00			
				2020	M20MC090205	\$899,666.00	\$224,916.50	\$0.00			
	WATERBURY Subtotal:					\$25,102,053.00	\$8,902,835.66	\$13,526,249.42			
	EN Subtotal:					\$25,102,053.00	\$8,902,835.66	\$13,526,249.42			
	PI	WATERBURY	CT	1999	M99MC090205	\$267,197.62	\$0.00	\$267,197.62			
				2000	M00MC090205	\$171,309.38	\$0.00	\$171,309.38			
				2001	M01MC090205	\$31,472.68	\$0.00	\$31,472.68			
				2002	M02MC090205	\$334,462.93	\$0.00	\$334,462.93			
				2003	M03MC090205	\$79,065.90	\$0.00	\$79,065.90			
				2004	M04MC090205	\$68,925.90	\$0.00	\$68,925.90			
				2005	M05MC090205	\$53,225.99	\$0.00	\$53,225.99			
				2006	M06MC090205	\$163,222.60	\$0.00	\$163,222.60			
				2007	M07MC090205	\$16,476.47	\$0.00	\$16,476.47			
				2008	M08MC090205	\$19,933.86	\$0.00	\$19,933.86			
				2009	M09MC090205	\$31,389.72	\$0.00	\$31,389.72			
				2010	M10MC090205	\$37,226.52	\$0.00	\$37,226.52			
				2011	M11MC090205	\$8,906.45	\$0.00	\$8,906.45			
				2012	M12MC090205	\$20,470.65	\$0.00	\$20,470.65			
				2013	M13MC090205	\$40,974.10	\$3,551.53	\$37,422.57			
				2014	M14MC090205	\$13,718.77	\$0.00	\$13,718.77			
				2015	M15MC090205	\$12,353.54	\$0.00	\$12,353.54			
				2017	M17MC090205	\$2,555.00	\$0.00	\$0.00			
				WATERBURY Subtotal:					\$1,372,888.08	\$3,551.53	\$1,366,781.55
	PI Subtotal:					\$1,372,888.08	\$3,551.53	\$1,366,781.55			
	PA	WATERBURY	CT	2013	M13MC090205	\$3,551.53	\$0.00	\$3,551.53			
				WATERBURY Subtotal:					\$3,551.53	\$0.00	\$3,551.53
				PA Subtotal:					\$3,551.53	\$0.00	\$3,551.53
GRANTEE						\$108,160,167.51	\$8,906,387.19	\$92,099,032.01			

U.S. DEPARTMENT OF HOUSING AND URBAN  
DEVELOPMENT  
OFFICE OF COMMUNITY PLANNING AND DEVELOPMENT  
PR01 - HUD Grants and Program Income

DATE: 11/4/2020  
TIME: 11:21:50 AM  
PAGE: 11/12

IDIS

Program	Fund Type	Grantee Name	Grantee State Code	Grant Year	Grant Number	Net Drawn Amount	FY YTD Net Draw Amount	Available to Commit			
HOME	EN	WATERBURY	CT	2016	M16MC090205	\$0.00	\$0.00	\$269,194.92			
				2017	M17MC090205	\$0.00	\$0.00	\$463,376.75			
				2018	M18MC090205	\$0.00	\$0.00	\$644,801.25			
				2019	M19MC090205	\$0.00	\$0.00	\$620,845.50			
				2020	M20MC090205	\$0.00	\$0.00	\$674,749.50			
	WATERBURY Subtotal:					\$13,068,747.60	\$0.00	\$2,672,967.92			
	EN Subtotal:					\$13,068,747.60	\$0.00	\$2,672,967.92			
	PI	WATERBURY	CT	1999	M99MC090205	\$267,197.62	\$0.00	\$0.00			
				2000	M00MC090205	\$171,309.38	\$0.00	\$0.00			
				2001	M01MC090205	\$31,472.68	\$0.00	\$0.00			
				2002	M02MC090205	\$334,462.93	\$0.00	\$0.00			
				2003	M03MC090205	\$79,065.90	\$0.00	\$0.00			
				2004	M04MC090205	\$68,925.90	\$0.00	\$0.00			
				2005	M05MC090205	\$53,225.99	\$0.00	\$0.00			
				2006	M06MC090205	\$163,222.60	\$0.00	\$0.00			
				2007	M07MC090205	\$16,476.47	\$0.00	\$0.00			
				2008	M08MC090205	\$19,933.86	\$0.00	\$0.00			
				2009	M09MC090205	\$31,389.72	\$0.00	\$0.00			
				2010	M10MC090205	\$37,226.52	\$0.00	\$0.00			
				2011	M11MC090205	\$8,906.45	\$0.00	\$0.00			
				2012	M12MC090205	\$20,470.65	\$0.00	\$0.00			
				2013	M13MC090205	\$37,422.57	\$0.00	\$0.00			
				2014	M14MC090205	\$13,718.77	\$0.00	\$0.00			
				2015	M15MC090205	\$12,353.54	\$0.00	\$0.00			
				2017	M17MC090205	\$0.00	\$0.00	\$2,555.00			
				WATERBURY Subtotal:					\$1,366,781.55	\$0.00	\$2,555.00
	PI Subtotal:					\$1,366,781.55	\$0.00	\$2,555.00			
	PA	WATERBURY	CT	2013	M13MC090205	\$3,551.53	\$0.00	\$0.00			
				WATERBURY Subtotal:					\$3,551.53	\$0.00	\$0.00
				PA Subtotal:					\$3,551.53	\$0.00	\$0.00
GRANTEE						\$91,574,751.77	\$484,418.40	\$7,154,748.31			

U.S. DEPARTMENT OF HOUSING AND URBAN  
DEVELOPMENT  
OFFICE OF COMMUNITY PLANNING AND DEVELOPMENT  
PR01 - HUD Grants and Program Income

DATE: 11/4/2020  
TIME: 11:21:50 AM  
PAGE: 12/12

IDIS

Program	Fund Type	Grantee Name	Grantee State Code	Grant Year	Grant Number	Available to Draw	Recapture Amount
HOME	EN	WATERBURY	CT	2016	M16MC090205	\$472,974.85	\$0.00
				2017	M17MC090205	\$463,376.75	\$0.00
				2018	M18MC090205	\$644,801.25	\$0.00
				2019	M19MC090205	\$620,845.50	\$0.00
				2020	M20MC090205	\$674,749.50	\$0.00
				<b>WATERBURY Subt</b>		<b>\$3,130,469.74</b>	<b>\$0.00</b>
		<b>EN Subtotal:</b>				<b>\$3,130,469.74</b>	<b>\$0.00</b>
	PI	WATERBURY	CT	1999	M99MC090205	\$0.00	\$0.00
				2000	M00MC090205	\$0.00	\$0.00
				2001	M01MC090205	\$0.00	\$0.00
				2002	M02MC090205	\$0.00	\$0.00
				2003	M03MC090205	\$0.00	\$0.00
				2004	M04MC090205	\$0.00	\$0.00
				2005	M05MC090205	\$0.00	\$0.00
				2006	M06MC090205	\$0.00	\$0.00
				2007	M07MC090205	\$0.00	\$0.00
				2008	M08MC090205	\$0.00	\$0.00
				2009	M09MC090205	\$0.00	\$0.00
				2010	M10MC090205	\$0.00	\$0.00
				2011	M11MC090205	\$0.00	\$0.00
				2012	M12MC090205	\$0.00	\$0.00
				2013	M13MC090205	\$0.00	\$0.00
				2014	M14MC090205	\$0.00	\$0.00
				2015	M15MC090205	\$0.00	\$0.00
				2017	M17MC090205	\$2,555.00	\$0.00
				<b>WATERBURY Subt</b>		<b>\$2,555.00</b>	<b>\$0.00</b>
		<b>PI Subtotal:</b>				<b>\$2,555.00</b>	<b>\$0.00</b>
	PA	WATERBURY	CT	2013	M13MC090205	\$0.00	\$0.00
				<b>WATERBURY Subt</b>		<b>\$0.00</b>	<b>\$0.00</b>
		<b>PA Subtotal:</b>				<b>\$0.00</b>	<b>\$0.00</b>
<b>GRANTEE</b>						<b>\$7,679,028.55</b>	<b>\$0.00</b>

**IDIS PR02**



U.S. Department of Housing and Urban Development  
Office of Community Planning and Development  
Integrated Disbursement and Information System  
List of Activities By Program Year And Project  
WATERBURY,CT

DATE: 11-04-20  
TIME: 12:12  
PAGE: 1

REPORT FOR CPD PROGRAM: CDBG, HESG, HOME  
PGM YR: 2019  
Formula and Competitive Grants only

Plan Year	IDIS Project	Project	IDIS Activity ID	Activity Name	Activity Status	Program	Funded Amount	Draw Amount	Balance
2019	1	CDBG- Administration	2476	CDBG-Administration	Open	CDBG	\$104,379.65	\$104,379.65	\$0.00
		<b>Project Total</b>					<b>\$104,379.65</b>	<b>\$104,379.65</b>	<b>\$0.00</b>
	2	Brass City Harvest Food Hub Equipment	2477	Brass City Harvest	Open	CDBG	\$16,274.00	\$16,274.00	\$0.00
		<b>Project Total</b>					<b>\$16,274.00</b>	<b>\$16,274.00</b>	<b>\$0.00</b>
	3	Catholic Charities	2478	Catholic Charities	Open	CDBG	\$5,174.00	\$5,174.00	\$0.00
		<b>Project Total</b>					<b>\$5,174.00</b>	<b>\$5,174.00</b>	<b>\$0.00</b>
	4	Center for Human Development	2479	Center for Human Development	Open	CDBG	\$50,000.00	\$50,000.00	\$0.00
		<b>Project Total</b>					<b>\$50,000.00</b>	<b>\$50,000.00</b>	<b>\$0.00</b>
	5	Connecticut Legal Services	2480	Connecticut Legal Services	Open	CDBG	\$10,088.00	\$9,874.00	\$214.00
		<b>Project Total</b>					<b>\$10,088.00</b>	<b>\$9,874.00</b>	<b>\$214.00</b>
	6	Greater Waterbury Interfaith Ministries	2481	Greater Waterbury Interfaith Ministries	Completed	CDBG	\$50,848.00	\$50,848.00	\$0.00
		<b>Project Total</b>					<b>\$50,848.00</b>	<b>\$50,848.00</b>	<b>\$0.00</b>
	7	Hispanic Coalition	2482	Hispanic Coalition	Completed	CDBG	\$11,174.00	\$11,174.00	\$0.00
		<b>Project Total</b>					<b>\$11,174.00</b>	<b>\$11,174.00</b>	<b>\$0.00</b>
	8	Literacy Volunteers of America, Inc.	2483	Literacy Volunteers	Completed	CDBG	\$4,786.00	\$4,786.00	\$0.00
		<b>Project Total</b>					<b>\$4,786.00</b>	<b>\$4,786.00</b>	<b>\$0.00</b>
	9	Manufacturing Alliance Service Corporation (MASC)	2484	Manufacturing Alliance Service Corp. MASC	Completed	CDBG	\$51,350.00	\$51,350.00	\$0.00
		<b>Project Total</b>					<b>\$51,350.00</b>	<b>\$51,350.00</b>	<b>\$0.00</b>
	10	Safe Haven	2485	Safe Haven	Completed	CDBG	\$8,917.00	\$8,917.00	\$0.00
		<b>Project Total</b>					<b>\$8,917.00</b>	<b>\$8,917.00</b>	<b>\$0.00</b>
	11	Salvation Army	2486	Salvation Army	Completed	CDBG	\$9,786.00	\$9,786.00	\$0.00
		<b>Project Total</b>					<b>\$9,786.00</b>	<b>\$9,786.00</b>	<b>\$0.00</b>
	12	Shakesperience Productions, Inc.	2487	Shakesperience Productions	Completed	CDBG	\$8,000.00	\$8,000.00	\$0.00
		<b>Project Total</b>					<b>\$8,000.00</b>	<b>\$8,000.00</b>	<b>\$0.00</b>
	13	Walnut Orange Walsh NRZ (WOW)	2488	Walnut Orange Walsh-WOW Community Center	Open	CDBG	\$8,917.00	\$8,917.00	\$0.00
		<b>Project Total</b>					<b>\$8,917.00</b>	<b>\$8,917.00</b>	<b>\$0.00</b>
	14	Waterbury Senior Shuttle	2489	Waterbury Senior Shuttle	Completed	CDBG	\$74,907.00	\$74,907.00	\$0.00
		<b>Project Total</b>					<b>\$74,907.00</b>	<b>\$74,907.00</b>	<b>\$0.00</b>
	15	Waterbury Youth Service System	2490	Waterbury Youth Services	Open	CDBG	\$8,917.00	\$8,917.00	\$0.00
		<b>Project Total</b>					<b>\$8,917.00</b>	<b>\$8,917.00</b>	<b>\$0.00</b>
	16	Economic Development Brass City Harvest Food Hub Equipment	2491	Economic Development Brass City Harvest Food Hub Equipment	Open	CDBG	\$214,037.26	\$214,037.26	\$0.00
		<b>Project Total</b>					<b>\$214,037.26</b>	<b>\$214,037.26</b>	<b>\$0.00</b>
	17	Park Improvements-Library Park Site Improvements	2492	Park Improvements- Library Park Site Improvements	Open	CDBG	\$351,016.92	\$351,016.92	\$0.00

U.S. Department of Housing and Urban Development  
Office of Community Planning and Development  
Integrated Disbursement and Information System  
List of Activities By Program Year And Project  
WATERBURY,CT

Plan Year	IDIS Project	Project	IDIS Activity ID	Activity Name	Activity Status	Program	Funded Amount	Draw Amount	Balance
2019	17	Project Total					\$351,016.92	\$351,016.92	\$0.00
	18	YMCA-Annex at Rose Hill-Acquisition and Improvements	2493	YMCA Annex at Rose Hill- Acquisition and Improvements	Completed	CDBG	\$545,654.00	\$545,654.00	\$0.00
		Project Total					\$545,654.00	\$545,654.00	\$0.00
	19	ESG19 Waterbury	2494	ESG19 Rapid Rehousing	Open	HESG	\$30,600.00	\$26,213.00	\$4,387.00
			2495	ESG19 Homeless Prevention	Open	HESG	\$28,586.00	\$28,586.00	\$0.00
			2496	ESG19 Shelter	Open	HESG	\$109,267.00	\$109,267.00	\$0.00
			2497	ESG19 Administration	Open	HESG	\$13,658.00	\$3,667.76	\$9,990.24
			Project Total					\$182,111.00	\$167,733.76
	20	HOME-Administration	2498	HOME-Administration (2019)	Open	HOME	\$0.00	\$0.00	\$0.00
		Project Total					\$0.00	\$0.00	\$0.00
	21	HOME-CHDO Set Aside	2499	HOME-CHDO Set Aside (2019)	Open	HOME	\$0.00	\$0.00	\$0.00
		Project Total					\$0.00	\$0.00	\$0.00
	22	HOME-Housing Development	2500	HOME-Housing Development (2019)	Open	HOME	\$0.00	\$0.00	\$0.00
		Project Total					\$0.00	\$0.00	\$0.00
						CDBG	\$1,534,225.83	\$1,534,011.83	\$214.00
		Program Total				HESG	\$182,111.00	\$167,733.76	\$14,377.24
					HOME	\$0.00	\$0.00	\$0.00	
							\$1,716,336.83	\$1,701,745.59	\$14,591.24
		2019 Total				CDBG	\$1,534,225.83	\$1,534,011.83	\$214.00
					HESG	\$182,111.00	\$167,733.76	\$14,377.24	
					HOME	\$0.00	\$0.00	\$0.00	
Program Grand Total							\$1,716,336.83	\$1,701,745.59	\$14,591.24
Grand Total							\$1,716,336.83	\$1,701,745.59	\$14,591.24

**IDIS PR03**



U.S. Department of Housing and Urban Development  
Office of Community Planning and Development  
Integrated Disbursement and Information System  
CDBG Activity Summary Report (GPR) for Program Year 2019  
WATERBURY

Date: 04-Nov-2020  
Time: 12:18  
Page: 1

**PGM Year:** 1994  
**Project:** 0002 - CONVERTED CDBG ACTIVITIES  
**IDIS Activity:** 2 - CDBG COMMITTED FUNDS ADJUSTMENT

**Status:** Open 8/20/1998 12:00:00 AM  
**Location:** ,

**Objective:**  
**Outcome:**  
**Matrix Code:** Acquisition of Real Property (01) **National Objective:**

**Initial Funding Date:** 01/01/1991

**Description:**

**Financing**


	Fund Type	Grant Year	Grant	Funded Amount	Drawn In Program Year	Drawn Thru Program Year
CDBG	EN	Pre-2015		\$14,270,915.00	\$0.00	\$0.00
		1989	B89MC090016		\$0.00	\$2,069,000.00
		1990	B90MC090016		\$0.00	\$1,931,000.00
		1991	B91MC090016		\$0.00	\$2,158,000.00
		1992	B92MC090016		\$0.00	\$2,178,000.00
		1993	B93MC090016		\$0.00	\$2,393,000.00
		1994	B94MC090016		\$0.00	\$2,621,000.00
		1995	B95MC090016		\$0.00	\$920,915.00
<b>Total</b>	<b>Total</b>			<b>\$14,270,915.00</b>	<b>\$0.00</b>	<b>\$14,270,915.00</b>

**Proposed Accomplishments**

**Actual Accomplishments**

*Number assisted:*

	Owner		Renter		Total		Person	
	Total	Hispanic	Total	Hispanic	Total	Hispanic	Total	Hispanic
White:					0	0		
Black/African American:					0	0		
Asian:					0	0		
American Indian/Alaskan Native:					0	0		
Native Hawaiian/Other Pacific Islander:					0	0		
American Indian/Alaskan Native & White:					0	0		
Asian White:					0	0		
Black/African American & White:					0	0		
American Indian/Alaskan Native & Black/African American:					0	0		
Other multi-racial:					0	0		
Asian/Pacific Islander:					0	0		



U.S. Department of Housing and Urban Development  
Office of Community Planning and Development  
Integrated Disbursement and Information System  
CDBG Activity Summary Report (GPR) for Program Year 2019  
WATERBURY

Date: 04-Nov-2020  
Time: 12:18  
Page: 2

Hispanic:						0	0		
<b>Total:</b>						<b>0</b>	<b>0</b>	<b>0</b>	<b>0</b>

Female-headed Households: 0

<i>Income Category:</i>	<b>Owner</b>	<b>Renter</b>	<b>Total</b>	<b>Person</b>
Extremely Low			0	
Low Mod			0	
Moderate			0	
Non Low Moderate			0	
Total	0	0	0	0
Percent Low/Mod				

Annual Accomplishments

No data returned for this view. This might be because the applied filter excludes all data.



U.S. Department of Housing and Urban Development  
Office of Community Planning and Development  
Integrated Disbursement and Information System  
CDBG Activity Summary Report (GPR) for Program Year 2019  
WATERBURY

Date: 04-Nov-2020  
Time: 12:18  
Page: 3

**PGM Year:** 2014

**Project:** 0020 - Park Improvements - Lakewood Park

**IDIS Activity:** 2341 - Park Improvements - Lakewood Park

**Status:** Completed 10/22/2020 12:00:00 AM

**Location:** 129 Lakewood Rd Waterbury, CT 06704-2408

**Objective:** Create suitable living environments

**Outcome:** Availability/accessibility

**Matrix Code:** Parks, Recreational Facilities (03F)

**National Objective:** LMA

**Initial Funding Date:** 07/15/2016

**Description:**

The project will provide for the construction of new double handball court with fencing; abatement and painting of carousel gazebo and purchase/installation of 12 picnic tables.

**Financing**

	Fund Type	Grant Year	Grant	Funded Amount	Drawn In Program Year	Drawn Thru Program Year
CDBG	EN	Pre-2015		\$145,762.54	\$0.00	\$0.00
		2014	B14MC090016		\$27,890.11	\$145,762.54
<b>Total</b>	<b>Total</b>			<b>\$145,762.54</b>	<b>\$27,890.11</b>	<b>\$145,762.54</b>

**Proposed Accomplishments**

Public Facilities : 2,470

Total Population in Service Area: 4,340

Census Tract Percent Low / Mod: 65.21

**Annual Accomplishments**

Years	Accomplishment Narrative	# Benefitting
2014	The Public Works Department decided to design these improvements together with the CD YR 41 allocation so that the larger project could be coordinated and constructed.	
2015	During the program year, the project was bid in late December 2015, bids were opened on January 19, 2016 and awarded by the Board of Aldermen on February 22, 2016. The contract was executed on March 11, 2016 but work was delayed due to weather issues and then due to the health of the contractor. Work began the third week of July and was put on hold until the larger Lakewood Parking lot project got underway and was nearly completed. In mid-September, the wall was in place and the slab was formed and poured by late-October. Due to temperatures changes, court surfacing will need to wait till Spring 2017 to be done. Fence, benches, walks and lawn restoration underway to be installed no later than November 24, 2016. Project will be completed Spring 2017 when surfacing is applied and approved.	
2016	During the past program year, the double handball court project was completed. The project included resurfacing of the wall, landscaping, benches and fencing. The retainage on the project will be released next year following the one-year completion date. There is also a balance in this project which will be used for additional park furniture such as benches and picnic tables. This is expected to be completed in the summer 2018.	
2017	The benches and picnic tables were installed during the program year. The balance of the funds of \$27,890.11 will be added to the CD YR 44 allocation of \$100,000 for the new playscape which will be bid in the Spring and installed in the Summer of 2019.	



U.S. Department of Housing and Urban Development  
Office of Community Planning and Development  
Integrated Disbursement and Information System  
CDBG Activity Summary Report (GPR) for Program Year 2019  
WATERBURY

Date: 04-Nov-2020  
Time: 12:18  
Page: 4

Years	Accomplishment Narrative	# Benefitting
2018	This activity was reopened on September 20, 2019 in order to utilize the balance for the new Lakewood Park Playscape. The balance is \$27,890.11; of that amount \$9,114.91 is owed to CT Sealcoating for the double handball court now that they have finished the punch list items and resolved a delinquent bill on another project. The balance of \$18,775.20 will go towards the new playscape. The playscape had to be rebid during the program year because it came in over budget. It was redesigned and reduced in scope. The Board of Aldermen are expected to approve the contract at their meeting on November 18, 2019. The project will get underway late fall, weather permitting and be completed by summer 2020.	
2019	In the CD YR 45 program year, the contract was approved and the contractor did some site work prior to winter shut down. Progress was delayed slightly due to the pandemic and the contractor began later in the spring. The project was completed in late September as the final seeding and landscaping took place in cooler temperatures. The new playscape complements the prior park improvements and is widely used.	



U.S. Department of Housing and Urban Development  
Office of Community Planning and Development  
Integrated Disbursement and Information System  
CDBG Activity Summary Report (GPR) for Program Year 2019  
WATERBURY

Date: 04-Nov-2020  
Time: 12:18  
Page: 5

**PGM Year:** 2015  
**Project:** 0018 - Park Improvements - Hopeville Park  
**IDIS Activity:** 2372 - Park Improvements - Hopeville Park

**Status:** Open  
**Location:** 184 Piedmont St Waterbury, CT 06706-2153

**Objective:** Create suitable living environments  
**Outcome:** Availability/accessibility  
**Matrix Code:** Parks, Recreational Facilities (03F)

**National Objective:** LMA

**Initial Funding Date:** 07/21/2016

**Description:**

Funds will be used to replace the athletic field, install new benches and bleachers and install a new splash pool in the children's playground.

**Financing**

	Fund Type	Grant Year	Grant	Funded Amount	Drawn In Program Year	Drawn Thru Program Year
CDBG	EN	2015	B15MC090016	\$180,000.00	\$36,947.78	\$121,794.78
<b>Total</b>	<b>Total</b>			<b>\$180,000.00</b>	<b>\$36,947.78</b>	<b>\$121,794.78</b>

**Proposed Accomplishments**

Public Facilities : 1,325

Total Population in Service Area: 9,225

Census Tract Percent Low / Mod: 58.05

**Annual Accomplishments**

Years	Accomplishment Narrative	# Benefitting
2015	These funds were allocated to Hopeville Park in order to install a new splash pad in the children's playground area and to replace the athletic field which is not utilized due to its poor condition. The work to be done includes new surface; benches and bleacher and a new backstop. The splash pad was bid together with the one for the Berkeley Warner Community Center. The work was substantially completed in September 2016 and the balance of the funds will be released once the punch list items are completed and the retainage is released. The remaining balance of approximately \$94,000 is anticipated to be utilized in late spring 2017 for the field improvements.	
2016	During the program year, the balance for the Hopeville Park splash pad was paid on December 1, 2016. The remainder of the funds in this activity are to be used for a variety of improvements to the athletic fields in the park including: restoring the fields, player benches, backstops and new fencing. Design plans are underway and it is expected the work will be bid during the fall 2017.	
2017	The splash pad was completed in 2015-2016. The parks department had originally intended to undertake a variety of improvements to the athletic and playing fields but has now changed their focus and intends to use the balance of the funds \$95,153 towards a new playscape as the existing one is dilapidated and no longer meets the needs of the youth that utilize the park. This need became more apparent as the success and usage of the new splash pad was evident over the summer of 2017. The balance of the funds will be reprogrammed for that purpose.	
2018	A Substantial Amendment to the CD YR 41 Annual Action Plan was completed in June 2018 in order to reprogram the balance of \$95,153 from the athletic field improvements to a new playscape. The engineering department completed the plans and specifications for the new playscape in the fall. The project is expected to go out to bid in November and be awarded by January 2020. A spring 2020 completion date is anticipated.	





U.S. Department of Housing and Urban Development  
Office of Community Planning and Development  
Integrated Disbursement and Information System  
CDBG Activity Summary Report (GPR) for Program Year 2019  
WATERBURY

Date: 04-Nov-2020  
Time: 12:18  
Page: 6

Years	Accomplishment Narrative	# Benefitting
2019	During the CD YR 45 program year, bids were received for the Hopeville Park Playscape but the City decided to utilize the State of Connecticut Department of Administrative Services contract for playground, recreation and park equipment that is also extended to municipalities in order to take advantage of the State's buying power, as a result the City entered into contract with Creative Recreation, LLC of West Hartford for a complete playscape. The playscape is expected to be completed in the fall 2020.	



U.S. Department of Housing and Urban Development  
Office of Community Planning and Development  
Integrated Disbursement and Information System  
CDBG Activity Summary Report (GPR) for Program Year 2019  
WATERBURY

Date: 04-Nov-2020  
Time: 12:18  
Page: 7

<b>PGM Year:</b>	2015		
<b>Project:</b>	0019 - Park Improvements - Lakewood Park		
<b>IDIS Activity:</b>	2373 - Park Improvements - Lakewood Park		
<b>Status:</b>	Completed 10/22/2020 12:00:00 AM	<b>Objective:</b>	Create suitable living environments
<b>Location:</b>	129 Lakewood Rd Waterbury, CT 06704-2408	<b>Outcome:</b>	Availability/accessibility
		<b>Matrix Code:</b>	Parks, Recreational Facilities (03F)
		<b>National Objective:</b>	LMA

**Initial Funding Date:** 07/21/2016

**Description:**

Funds will be used to replace the leaking bath house roof, replace the 30 year-old playscape and reconstruct the deteriorated and blighted parking lot.

**Financing**

	Fund Type	Grant Year	Grant	Funded Amount	Drawn In Program Year	Drawn Thru Program Year
CDBG	EN	Pre-2015		\$25,486.25	\$0.00	\$0.00
		2014	B14MC090016		\$25,486.25	\$25,486.25
		2015	B15MC090016	\$543,867.98	\$21,112.33	\$543,867.98
<b>Total</b>	<b>Total</b>			<b>\$569,354.23</b>	<b>\$46,598.58</b>	<b>\$569,354.23</b>

**Proposed Accomplishments**

Public Facilities : 7,206

Total Population in Service Area: 7,915

Census Tract Percent Low / Mod: 63.93

**Annual Accomplishments**

Years	Accomplishment Narrative	# Benefitting
2015	These funds were allocated in CD YR 41 in order to replace the deteriorated, blighted parking lot; replace the leaking bath house roof and replace the old playscape. During the program year, the parking lot was put out to bid in the spring and awarded on May 23, 2016. Work began on July 18th and was substantially complete by September 30th and the remaining punch list items of striping and new guard rails should be done by November 2016. The lot has 205 parking spaces of which 6 are ADA compliant. The bath house roof was put out to bid in spring and awarded in late May. The contract was delayed due to insurance issues. Work was started in late summer and it appears the painting will be delayed until the spring 2017.	
2016	During this past program year, the Parking Lot Paving project was completed and the final speed bumps and landscaping was installed. The Carousel and Bathhouse Painting and new roof project was also completed in the Spring 2017. There is a balance in this project that will be used for additional park improvements such as park furniture and play equipment.	
2017	The parking lot and bathhouse/carousel projects were completed in last Spring/Summer 2017. The balance of funds in this project of \$57,244.35 will be added to the balance in the CD YR 40 project and combined with the new CD YR 43 (2018-2019) allocation in order to design and install a new playscape for this widely used park. This activity will be completed for now and reopened when the CD YR 44 funds are available and the project has been designed and bid.	



U.S. Department of Housing and Urban Development  
Office of Community Planning and Development  
Integrated Disbursement and Information System  
CDBG Activity Summary Report (GPR) for Program Year 2019  
WATERBURY

Date: 04-Nov-2020  
Time: 12:18  
Page: 8

Years	Accomplishment Narrative	# Benefitting
2018	This activity was reopened on September 20, 2019 in order to utilize the \$57,244.35 balance for the new Lakewood Park Playscape. The Playscape had to be rebid during the program year because it came in over budget. It was redesigned and reduced in scope. The Board of Aldermen are expected to approve the contract at their meeting on November 18, 2019. The project will get underway late fall, weather permitting and be completed by summer 2020.	
2019	In the CD YR 45 program year, the contract was approved and the contractor did some site work prior to winter shut down. Progress was delayed slightly due to the pandemic and the contractor began later in the spring. The project was completed in late September as the final seeding and landscaping took place in cooler temperatures. The new playscape complements the prior park improvements and is widely used.	



U.S. Department of Housing and Urban Development  
Office of Community Planning and Development  
Integrated Disbursement and Information System  
CDBG Activity Summary Report (GPR) for Program Year 2019  
WATERBURY

Date: 04-Nov-2020  
Time: 12:18  
Page: 9

**PGM Year:** 2016  
**Project:** 0019 - Fulton Park - Wading Pool  
**IDIS Activity:** 2394 - Park Improvements - Fulton Park

**Status:** Completed 10/30/2020 12:00:00 AM  
**Location:** 438 Cooke St Waterbury, CT 06710-1748

**Objective:** Create suitable living environments  
**Outcome:** Availability/accessibility  
**Matrix Code:** Parks, Recreational Facilities (03F)

**National Objective:** LMA

**Initial Funding Date:** 09/27/2017

**Description:**

CDBG funds will be used to reconstruct the Fulton Park wading pool, install new perimeter fencing, sidewalks, fountain and landscaping. Cd Year 42 funds of \$352,000.00 were combined with \$31,159.00 reprogrammed from prior years.

**Financing**

	Fund Type	Grant Year	Grant	Funded Amount	Drawn In Program Year	Drawn Thru Program Year
CDBG	EN	Pre-2015		\$8,280.99	\$0.00	\$0.00
		2014	B14MC090016		\$8,280.99	\$8,280.99
		2016	B16MC090016	\$313,893.18	\$0.00	\$313,893.18
<b>Total</b>	<b>Total</b>			<b>\$322,174.17</b>	<b>\$8,280.99</b>	<b>\$322,174.17</b>

**Proposed Accomplishments**

Public Facilities : 1

Total Population in Service Area: 8,350

Census Tract Percent Low / Mod: 75.93

**Annual Accomplishments**

Years	Accomplishment Narrative	# Benefitting
2016	During the program year, the Fulton park Project was designed and put out to bid. The bids were opened in late April 2017 and the low bidder Aqua Turf Irrigation LLC was selected and the contract awarded for \$281,397. Delays were encountered due to insurance and bonding and getting the contract documents. The Notice to Proceed was issued on August 22,2017. A winter shut down is expected and the work is expected to be completed by June 2018. The work includes: a new modern, safe, energy efficient splash pad within the refurbished wading pool area; new sidewalks, lighting, benches, water fountain and trash receptacles.	
2017	During the program year, the new modern, safe, energy efficient splash pad within the refurbished wading pool area; new sidewalks, lighting, benches, water fountain and trash receptacles were all completed. There are a few punch list items to be completed and the Parks Department will do the new landscaping around the splashpad during the Spring 2019. A Purchase Order has been issued for the paving of the new access road which was required in order to run the new utility lines to the project. This work is expected to be completed by the end of 2018 weather depending.	
2018	During the program year, the wading pool project was completed as well as the driveway and sidewalk restoration projects.	
2019	The final punch list items were completed in Spring 2020.	
2020	The final punchlist items were completed in Spring 2020	



U.S. Department of Housing and Urban Development  
Office of Community Planning and Development  
Integrated Disbursement and Information System  
CDBG Activity Summary Report (GPR) for Program Year 2019  
WATERBURY

Date: 04-Nov-2020  
Time: 12:18  
Page: 10

**PGM Year:** 2016  
**Project:** 0022 - Police Activity League - Facility Improvements  
**IDIS Activity:** 2397 - Police Activity League - Facility Improvements

**Status:** Completed 10/30/2020 12:00:00 AM  
**Location:** 64 Division St Waterbury, CT 06704-3611

**Objective:** Create suitable living environments  
**Outcome:** Availability/accessibility  
**Matrix Code:** Parks, Recreational Facilities (03F)

**National Objective:** LMA

**Initial Funding Date:** 11/27/2019

**Description:**

CDBG funds will be used for the installation of an updated HVAC system at the PAL Recreation Center

**Financing**

	Fund Type	Grant Year	Grant	Funded Amount	Drawn In Program Year	Drawn Thru Program Year
CDBG	EN	Pre-2015		\$180,374.70	\$0.00	\$0.00
		2014	B14MC090016		\$180,374.70	\$180,374.70
<b>Total</b>	<b>Total</b>			<b>\$180,374.70</b>	<b>\$180,374.70</b>	<b>\$180,374.70</b>

**Proposed Accomplishments**

Public Facilities : 1

Total Population in Service Area: 108,285

Census Tract Percent Low / Mod: 59.68

**Annual Accomplishments**

Years	Accomplishment Narrative	# Benefitting
2016	During the program year, PAL's consultants assessed that the Center's electrical upgrades, which were approved in the CD YR 43 Plan will need to be done prior to the installation of the new HVAC system. As such, it is estimated that this project will be slightly delayed until that work is done.	
2017	During the program year, PAL secured the design services of Silver Petrucelli Associates to design this project along with the generator and HVAC electrical upgrades projects. They went out to bid in June and bids were opened on July 13, 2018. Only one bid was received for this window replacement project and it was over budget. No bids were received for this project, the HVAC upgrades and PAL was advised to rebid the projects which they intend to do later this fall. Anticipated construction/installation late Spring 2019.	
2018	The two PAL projects were rebid at the end of 2018. The window project came in over budget and the Chief of Police and PAL President asked that those funds be reprogrammed into the HVAC Upgrades project, which also came in over budget. With the reprogramming, sufficient funds would be available to undertake the project. The Substantial Amendment process was completed and approved by HUD on May 21, 2019. The \$30,000 was reallocated to the HVAC Upgrade Project, originally funded in CD YR 42. PAL executed a contract for this work on July 22, 2019 with McKenney Mechanical Contractors and the work is expected to be completed by December 2019.	
2019	Winter weather precluded the final items from being completed outside for the project, which included the base for the system. The final payment was processed in April 2020 and the project was completed.	



U.S. Department of Housing and Urban Development  
Office of Community Planning and Development  
Integrated Disbursement and Information System  
CDBG Activity Summary Report (GPR) for Program Year 2019  
WATERBURY

Date: 04-Nov-2020  
Time: 12:18  
Page: 11

**PGM Year:** 2015  
**Project:** 0020 - Police Activity League of Waterbury - HVAC Upgrade Project  
**IDIS Activity:** 2402 - Police Activity League of Waterbury - Facility Improvements

**Status:** Completed 10/22/2020 12:00:00 AM  
**Location:** 64 Division St Waterbury, CT 06704-3611

**Objective:** Create suitable living environments  
**Outcome:** Availability/accessibility  
**Matrix Code:** Parks, Recreational Facilities (03F)

**National Objective:** LMA

**Initial Funding Date:** 07/22/2019

**Description:**

Originally, the funds were to be used for new perimeter fencing and window replacement at PAL Rec Center.

**Financing**

	Fund Type	Grant Year	Grant	Funded Amount	Drawn In Program Year	Drawn Thru Program Year
CDBG	EN	Pre-2015		\$142.94	\$0.00	\$0.00
		2014	B14MC090016		\$142.94	\$142.94
		2015	B15MC090016	\$29,857.06	\$19,652.36	\$29,857.06
<b>Total</b>	<b>Total</b>			<b>\$30,000.00</b>	<b>\$19,795.30</b>	<b>\$30,000.00</b>

**Proposed Accomplishments**

Public Facilities : 1

Total Population in Service Area: 108,285

Census Tract Percent Low / Mod: 59.68

**Annual Accomplishments**

Years	Accomplishment Narrative	# Benefitting
2017	During the program year, PAL secured the design services of Silver Petrucelli Associates to design this project along with the generator and HVAC electrical upgrades projects. They went out to bid in June and bids were opened on July 13, 2018. Only one bid was received for this window replacement project and it was over budget. PAL was advised to rebid the projects which they intend to do later this fall. Anticipated construction/installation late Spring 2019.	
2018	During the program year, the window project was rebid and the bids far exceeded the allocation. In February 2019, PAL's President, Police Chief Spagnolo requested that the window project be eliminated and the funds reallocated to the HVAC Upgrade Project via a Substantial Amendment. The Substantial Amendment process was completed and approved by Hud on May 21, 2019. The \$30,000 was reallocated to the HVAC Upgrade Project, originally funded in CD YR 42. PAL executed a contract for this work on July 22, 2019 with McKenney Mechanical Contractors and the work is expected to be completed by December 2019.	
2019	During the CD YR 45 program year, the contract with McKenney Mechanical Contractors was completed the total funding for the project was \$189,100 with the funding coming from CD YR 41 and CD YR 42. The project resulted in much needed HVAC improvements to the PAL Recreation Center a widely used community center that serves over 8,000 PAL members and their families.	



U.S. Department of Housing and Urban Development  
Office of Community Planning and Development  
Integrated Disbursement and Information System  
CDBG Activity Summary Report (GPR) for Program Year 2019  
WATERBURY

Date: 04-Nov-2020  
Time: 12:18  
Page: 12

**PGM Year:** 2015  
**Project:** 0022 - Emergency Relocation  
**IDIS Activity:** 2404 - Emergency Relocation

**Status:** Open  
**Location:** 83 Bank St Fl 3 3rd Floor Waterbury, CT 06702-2232

**Objective:** Create suitable living environments  
**Outcome:** Availability/accessibility  
**Matrix Code:** Relocation (08)

**National Objective:** LMH

**Initial Funding Date:** 08/16/2017

**Description:**

Funds relocation of low-moderate income individuals due to unsafe housing conditions, code violations.  
Prior year funds of up to \$30,000 and anticipated program income of up to \$14,000 if realized will also be allocated to this program.

**Financing**

	Fund Type	Grant Year	Grant	Funded Amount	Drawn In Program Year	Drawn Thru Program Year
CDBG	EN	Pre-2015		\$38,769.44	\$0.00	\$0.00
		2014	B14MC090016		\$34,339.44	\$38,769.44
		2015	B15MC090016	\$88,534.09	\$46,349.90	\$46,349.90
	PI			\$431,695.23	\$146,797.62	\$422,772.42
<b>Total</b>	<b>Total</b>			<b>\$558,998.76</b>	<b>\$227,486.96</b>	<b>\$507,891.76</b>

**Proposed Accomplishments**

Households (General) : 200

**Actual Accomplishments**

Number assisted:

	Owner		Renter		Total		Person	
	Total	Hispanic	Total	Hispanic	Total	Hispanic	Total	Hispanic
White:	0	0	22	13	22	13	0	0
Black/African American:	0	0	8	0	8	0	0	0
Asian:	0	0	1	0	1	0	0	0
American Indian/Alaskan Native:	0	0	0	0	0	0	0	0
Native Hawaiian/Other Pacific Islander:	0	0	0	0	0	0	0	0
American Indian/Alaskan Native & White:	0	0	0	0	0	0	0	0
Asian White:	0	0	0	0	0	0	0	0
Black/African American & White:	0	0	1	0	1	0	0	0
American Indian/Alaskan Native & Black/African American:	0	0	0	0	0	0	0	0
Other multi-racial:	0	0	3	0	3	0	0	0
Asian/Pacific Islander:	0	0	0	0	0	0	0	0
Hispanic:	0	0	0	0	0	0	0	0



U.S. Department of Housing and Urban Development  
Office of Community Planning and Development  
Integrated Disbursement and Information System  
CDBG Activity Summary Report (GPR) for Program Year 2019  
WATERBURY

Date: 04-Nov-2020  
Time: 12:18  
Page: 13

<b>Total:</b>	<b>0</b>	<b>0</b>	<b>35</b>	<b>13</b>	<b>35</b>	<b>13</b>	<b>0</b>	<b>0</b>
---------------	----------	----------	-----------	-----------	-----------	-----------	----------	----------

Female-headed Households:	0		6		6			
---------------------------	---	--	---	--	---	--	--	--

*Income Category:*

	Owner	Renter	Total	Person
Extremely Low	0	22	22	0
Low Mod	0	7	7	0
Moderate	0	3	3	0
Non Low Moderate	0	0	0	0
Total	0	32	32	0
Percent Low/Mod		100.0%	100.0%	

**Annual Accomplishments**

Years	Accomplishment Narrative	# Benefitting
2016	Emergency relocation funding was used to assist 11 families, containing 34 persons, of which 17 were adults and 17 were children during this most recent quarter. Of the families, 6 were female headed households. One family returned to their original unit, 6 families went to new units, 1 left with no forwarding address and 3 families remain in the hotel. The violations consisted of 10 of the families displaced due to fire and 1 unit with no utilities. There were 262 room nights. 5 families were assisted with fixed moving costs and 2 families received relocation housing payments.	
2017	CDBG Relocation funds totaling \$124,858 were spent during the period of October 1, 2017 - September 30, 2018. These funds were used to assist thirty families, which consisted of fifty-two adults and forty-one children. Twenty-two of the families were a Female Head of Household; of the thirty families, nine identified as White, thirteen as White/Hispanic and eight identifies as Black. Twenty-two of the families were extremely low income, seven were low income and one was moderate income. These thirty families were displaced for a variety of reasons, which included: seven families due to fire, nineteen families with lack of power/water/heat, one family with a sewage leak, one family for lead contamination, on family for lack of egress and one family was in an illegal apartment. Sixteen of the thirty families returned to their original unit, thirteen went to new units and one family left the hotel with no forwarding address. 1135 bed nights were provided, as well as \$32,800 for Relocation Housing and \$6,050 for Fixed Moving costs. Additionally, there were five families that the homeowner paid for the hotel costs and one family that waived their relocation rights completely.	
2018	CDBG Relocation funds totaling \$105,982 were spent during the period of October 1, 2018 - September 30, 2019. 1172 bed nights were provided for a cost of \$83,212, \$17,200 was spent for Replacement Housing Payments (RHP) and \$5,570 was spent on Fixed Moving Payments. These funds were used to assist twenty-eight families, which consisted of fifty-five adults and twenty six children. Seventeen of the families had a Female Head of Household. Of the twenty-eight families, sixteen identified as White, twelve of which were White Hispanic, seven identified as Black, one identified as Black & White, one identified as Asian and three identified as Multi Racial. Nineteen of the families were extremely-low income, six were low-income and three were moderate-income. The twenty-eight families were displaced for a variety of reasons, which included: eleven families due to fire, ten families due to no heat or power, four families were living in illegal units, one family had a lead contaminated unit and two families had no running water. Five families returned to their original unit, fourteen families went to new units and three families left the hotel with no forwarding address. Six of the families are still in relocation status, four residing in the hotel and two others that never went to hotel. Two families went to the hotel but the homeowner paid for all costs.	





U.S. Department of Housing and Urban Development  
Office of Community Planning and Development  
Integrated Disbursement and Information System  
CDBG Activity Summary Report (GPR) for Program Year 2019  
WATERBURY

Date: 04-Nov-2020  
Time: 12:18  
Page: 14

**PGM Year:** 2017  
**Project:** 0001 - CDBG Administration  
**IDIS Activity:** 2411 - CDBG-Administration

**Status:** Open  
**Location:** ,

**Objective:**  
**Outcome:**  
**Matrix Code:** General Program Administration (21A) **National Objective:**

**Initial Funding Date:** 02/23/2018

**Description:**

This represents the administrative allocation of 20% of CDBG funds for the City of Waterbury's Community Development Program to provide for the compliance, oversight and daily administrations of programs.

**Financing**

	Fund Type	Grant Year	Grant	Funded Amount	Drawn In Program Year	Drawn Thru Program Year
CDBG	EN	2017	B17MC090016	\$390,681.00	\$43,359.44	\$390,681.00
<b>Total</b>	<b>Total</b>			<b>\$390,681.00</b>	<b>\$43,359.44</b>	<b>\$390,681.00</b>

**Proposed Accomplishments**

**Actual Accomplishments**

*Number assisted:*

	<b>Owner</b>		<b>Renter</b>		<b>Total</b>		<b>Person</b>	
	Total	Hispanic	Total	Hispanic	Total	Hispanic	Total	Hispanic
White:					0	0		
Black/African American:					0	0		
Asian:					0	0		
American Indian/Alaskan Native:					0	0		
Native Hawaiian/Other Pacific Islander:					0	0		
American Indian/Alaskan Native & White:					0	0		
Asian White:					0	0		
Black/African American & White:					0	0		
American Indian/Alaskan Native & Black/African American:					0	0		
Other multi-racial:					0	0		
Asian/Pacific Islander:					0	0		
Hispanic:					0	0		
<b>Total:</b>	<b>0</b>	<b>0</b>	<b>0</b>	<b>0</b>	<b>0</b>	<b>0</b>	<b>0</b>	<b>0</b>
Female-headed Households:					0			



U.S. Department of Housing and Urban Development  
Office of Community Planning and Development  
Integrated Disbursement and Information System  
CDBG Activity Summary Report (GPR) for Program Year 2019  
WATERBURY

Date: 04-Nov-2020

Time: 12:18

Page: 15

*Income Category:*

	Owner	Renter	Total	Person
Extremely Low			0	
Low Mod			0	
Moderate			0	
Non Low Moderate			0	
Total	0	0	0	0
Percent Low/Mod				

**Annual Accomplishments**

No data returned for this view. This might be because the applied filter excludes all data.



U.S. Department of Housing and Urban Development  
Office of Community Planning and Development  
Integrated Disbursement and Information System  
CDBG Activity Summary Report (GPR) for Program Year 2019  
WATERBURY

Date: 04-Nov-2020  
Time: 12:18  
Page: 16

**PGM Year:** 2017  
**Project:** 0017 - River Baldwin Rec Center-Improvements to Gym  
**IDIS Activity:** 2427 - River Baldwin Rec Center-Improvements to Gym

**Status:** Completed 10/30/2020 12:00:00 AM  
**Location:** 135 E Liberty St Waterbury, CT 06706-1301

**Objective:** Create suitable living environments  
**Outcome:** Availability/accessibility  
**Matrix Code:** Neighborhood Facilities (03E)

**National Objective:** LMA

**Initial Funding Date:** 01/10/2018

**Description:**

Funds will be used for engineering and construction services to design and install air conditioning in the River Baldwin Recreation Center gymnasium, a widely used recreational facility in the South End.

**Financing**

	Fund Type	Grant Year	Grant	Funded Amount	Drawn In Program Year	Drawn Thru Program Year
CDBG	EN	2014	B14MC090016		\$0.00	\$0.00
		2017	B17MC090016	\$241,536.54	\$14,025.70	\$241,536.54
<b>Total</b>	<b>Total</b>			<b>\$241,536.54</b>	<b>\$14,025.70</b>	<b>\$241,536.54</b>

**Proposed Accomplishments**

Public Facilities : 1

Total Population in Service Area: 108,285

Census Tract Percent Low / Mod: 59.68

**Annual Accomplishments**

Years	Accomplishment Narrative	# Benefitting
2017	During the program year, the Engineering Department secured the services of Silver Petrucelli Associates to design the air conditioning systems for both the River Baldwin and North End Recreation Center Projects. The design fee for the River Baldwin Center was \$17,350. The project was bid in March, bids were opened in April and the lowest bid was over the approved CDBG budget. The City did a Substantial Amendment to the Action Plan which was approved by HUD in July 2018 in order to reallocate the excess funds from the 3 splash pad projects to the 2 recreation centers: River Baldwin and North End Centers. The project was substantially completed in September 2018 with remaining punch list items to be completed by November 2018.	
2018	During the program year, the punch list items were completed. However the engineering consultant determined that an additional unit was needed for the front office area. This is anticipated to be completed by the end of the year.	
2019	During the program year, the City's recreation department completed the project.	



U.S. Department of Housing and Urban Development  
Office of Community Planning and Development  
Integrated Disbursement and Information System  
CDBG Activity Summary Report (GPR) for Program Year 2019  
WATERBURY

Date: 04-Nov-2020  
Time: 12:18  
Page: 17

**PGM Year:** 2017  
**Project:** 0018 - Huntingdon Park -Bathrooms  
**IDIS Activity:** 2428 - Huntingdon Park-Bathrooms

**Status:** Completed 9/3/2020 12:00:00 AM  
**Location:** 99 Jarrett Ave Waterbury, CT 06708-2020

**Objective:** Create suitable living environments  
**Outcome:** Availability/accessibility  
**Matrix Code:** Parks, Recreational Facilities (03F) **National Objective:** LMA

**Initial Funding Date:** 02/23/2018

**Description:**

CDBG funds will be used to demolish the blighted bathroom and replace it with a new public bathroom that is ADA accessible along with a new storage room and relocation of the ball field lighting controls to the new storage room.

Prior year funds of \$9,101 will also be added to this project increasing the total funding to \$292,971.

**Financing**

	Fund Type	Grant Year	Grant	Funded Amount	Drawn In Program Year	Drawn Thru Program Year
CDBG	EN	2017	B17MC090016	\$279,380.58	\$2,400.00	\$279,380.58
<b>Total</b>	<b>Total</b>			<b>\$279,380.58</b>	<b>\$2,400.00</b>	<b>\$279,380.58</b>

**Proposed Accomplishments**

Public Facilities : 1

Total Population in Service Area: 108,285

Census Tract Percent Low / Mod: 59.68

**Annual Accomplishments**

Years	Accomplishment Narrative	# Benefitting
2017	During the program year the design was completed for the Huntingdon Park bathrooms by the Engineering Department. It was decided to bid the electrical work separately so that the new pole, conduit and controls would be in place for the new bathrooms. The bids were opened in April, awarded in May and the contracts were executed in June 2018. Work was substantially completed in September 2018 with a few remaining punch list items to be finished by late fall 2018.	
2018	During the program year, the work was substantially completed. Additional work to complete the landscaping was delayed and is expected to be completed by spring 2020.	
2019	The COVID-19 pandemic resulted in delays getting the final invoice with regard to the walkway constructed from the bathrooms. The final invoice was processed and paid in August 2020 and will be drawn down in September 2020, closing the project.	



U.S. Department of Housing and Urban Development  
Office of Community Planning and Development  
Integrated Disbursement and Information System  
CDBG Activity Summary Report (GPR) for Program Year 2019  
WATERBURY

Date: 04-Nov-2020  
Time: 12:18  
Page: 18

**PGM Year:** 2017  
**Project:** 0022 - Police Activity League-Facility Improvements  
**IDIS Activity:** 2432 - Police Activity League-Facility Improvements

**Status:** Completed 10/29/2019 12:00:00 AM  
**Location:** 64 Division St Waterbury, CT 06704-3611

**Objective:** Create suitable living environments  
**Outcome:** Availability/accessibility  
**Matrix Code:** Parks, Recreational Facilities (03F)

**National Objective:** LMA

**Initial Funding Date:** 02/23/2018

**Description:**

CDBG funds will be used for the design and installation of an emergency generator and upgrading the electrical service at the PAL Recreation Center.

**Financing**

	Fund Type	Grant Year	Grant	Funded Amount	Drawn In Program Year	Drawn Thru Program Year
CDBG	EN	2017	B17MC090016	\$137,618.00	\$0.00	\$137,618.00
<b>Total</b>	<b>Total</b>			<b>\$137,618.00</b>	<b>\$0.00</b>	<b>\$137,618.00</b>

**Proposed Accomplishments**

Public Facilities : 1

Total Population in Service Area: 108,285

Census Tract Percent Low / Mod: 59.68

**Annual Accomplishments**

Years	Accomplishment Narrative	# Benefitting
2017	During the program year, PAL secured the design services of Silver Petrucelli Associates to design the window replacement project along with the generator and HVAC electrical upgrades projects. They went out to bid in June and bids were opened on July 13, 2018. Only one bid was received for the window replacement project and it was over budget. No bids were received for the HVAC upgrades. Three bids were received for the generator and PAL awarded the bid to the lowest bidder, Northeast Generator. Work is expected to get underway by the end of 2018 and be completed by spring 2019. PAL was advised to rebid the two other projects which they intend to do later this fall. Anticipated construction/installation late Spring 2019.	
2018	During the program year, Northeast Generator completed this project. A delay was encountered due to the long lead order time for the generator and the need to coordinate this project with the HVAC upgrades.	



U.S. Department of Housing and Urban Development  
Office of Community Planning and Development  
Integrated Disbursement and Information System  
CDBG Activity Summary Report (GPR) for Program Year 2019  
WATERBURY

Date: 04-Nov-2020  
Time: 12:18  
Page: 19

**PGM Year:** 2018  
**Project:** 0016 - Brass City Harvest  
**IDIS Activity:** 2442 - Brass City Harvest

**Status:** Completed 10/23/2019 12:00:00 AM  
**Location:** 324 Mill St Waterbury, CT 06706-1213

**Objective:** Create suitable living environments  
**Outcome:** Availability/accessibility  
**Matrix Code:** Food Banks (05W)

**National Objective:** LMC

**Initial Funding Date:** 02/25/2019

**Description:**

CDBG funds will be used for the utility and insurance expenses related to year-round food production and distribution and the direct purchase of fresh food on behalf of income-eligible Waterbury senior citizens.  
400 individuals and families are served.

**Financing**

	Fund Type	Grant Year	Grant	Funded Amount	Drawn In Program Year	Drawn Thru Program Year
CDBG	EN	2018	B18MC090016	\$16,488.00	\$0.00	\$16,488.00
<b>Total</b>	<b>Total</b>			<b>\$16,488.00</b>	<b>\$0.00</b>	<b>\$16,488.00</b>

**Proposed Accomplishments**

People (General) : 400

**Actual Accomplishments**

*Number assisted:*

	Owner		Renter		Total		Person	
	Total	Hispanic	Total	Hispanic	Total	Hispanic	Total	Hispanic
White:	0	0	0	0	0	0	14	5
Black/African American:	0	0	0	0	0	0	10	0
Asian:	0	0	0	0	0	0	0	0
American Indian/Alaskan Native:	0	0	0	0	0	0	0	0
Native Hawaiian/Other Pacific Islander:	0	0	0	0	0	0	0	0
American Indian/Alaskan Native & White:	0	0	0	0	0	0	0	0
Asian White:	0	0	0	0	0	0	0	0
Black/African American & White:	0	0	0	0	0	0	0	0
American Indian/Alaskan Native & Black/African American:	0	0	0	0	0	0	0	0
Other multi-racial:	0	0	0	0	0	0	0	0
Asian/Pacific Islander:	0	0	0	0	0	0	0	0
Hispanic:	0	0	0	0	0	0	0	0
<b>Total:</b>	<b>0</b>	<b>0</b>	<b>0</b>	<b>0</b>	<b>0</b>	<b>0</b>	<b>24</b>	<b>5</b>



U.S. Department of Housing and Urban Development  
Office of Community Planning and Development  
Integrated Disbursement and Information System  
CDBG Activity Summary Report (GPR) for Program Year 2019  
WATERBURY

Date: 04-Nov-2020  
Time: 12:18  
Page: 20

Female-headed Households: 0 0 0

*Income Category:*

	<b>Owner</b>	<b>Renter</b>	<b>Total</b>	<b>Person</b>
Extremely Low	0	0	0	23
Low Mod	0	0	0	0
Moderate	0	0	0	1
Non Low Moderate	0	0	0	0
Total	0	0	0	24
Percent Low/Mod				100.0%

**Annual Accomplishments**

<b>Years</b>	<b>Accomplishment Narrative</b>	<b># Benefitting</b>
2018	Brass City Harvest produced a significant harvest and distributed the produce to local soup kitchens and senior centers during this Program Year. The greenhouse continues to serve as a mini food hub that facilitates multiple venues for the food aggregation and distribution, nutrition education and consumer sales. Food grown at all of the facilities is an important source of steady fresh food in the community. Farmers markets are being offered throughout the city and serving many Waterbury residents. Brass City Sustainable provides food to thousands of Waterbury residents throughout the many nutrition and healthy cooking programs and mobile farmers' market locations throughout the city. Activities such as healthy cooking classes, planting classes, and senior gardening took place at the Mill Street greenhouse during the course of the CD 44 Program Year.	



U.S. Department of Housing and Urban Development  
Office of Community Planning and Development  
Integrated Disbursement and Information System  
CDBG Activity Summary Report (GPR) for Program Year 2019  
WATERBURY

Date: 04-Nov-2020  
Time: 12:18  
Page: 21

**PGM Year:** 2018  
**Project:** 0017 - Catholic Charities  
**IDIS Activity:** 2443 - Catholic Charities

**Status:** Completed 12/3/2019 12:00:00 AM  
**Location:** 13 Wolcott St Waterbury, CT 06702-1727

**Objective:** Create suitable living environments  
**Outcome:** Availability/accessibility  
**Matrix Code:** Child Care Services (05L)

**National Objective:** LMC

**Initial Funding Date:** 06/13/2019

**Description:**

CDBG funds will be used to support the salary of the direct service staff providing case management and crisis resolution services as well as the building expenses (i.e. utilities)necessary to providing services.

The program will serve up to 289 unduplicated persons.

**Financing**

	Fund Type	Grant Year	Grant	Funded Amount	Drawn In Program Year	Drawn Thru Program Year
CDBG	EN	2018	B18MC090016	\$5,388.00	\$2,258.00	\$5,388.00
<b>Total</b>	<b>Total</b>			<b>\$5,388.00</b>	<b>\$2,258.00</b>	<b>\$5,388.00</b>

**Proposed Accomplishments**

People (General) : 289

**Actual Accomplishments**

*Number assisted:*

	Owner		Renter		Total		Person	
	Total	Hispanic	Total	Hispanic	Total	Hispanic	Total	Hispanic
White:	0	0	0	0	0	0	162	107
Black/African American:	0	0	0	0	0	0	78	0
Asian:	0	0	0	0	0	0	0	0
American Indian/Alaskan Native:	0	0	0	0	0	0	0	0
Native Hawaiian/Other Pacific Islander:	0	0	0	0	0	0	0	0
American Indian/Alaskan Native & White:	0	0	0	0	0	0	0	0
Asian White:	0	0	0	0	0	0	0	0
Black/African American & White:	0	0	0	0	0	0	0	0
American Indian/Alaskan Native & Black/African American:	0	0	0	0	0	0	0	0
Other multi-racial:	0	0	0	0	0	0	6	0
Asian/Pacific Islander:	0	0	0	0	0	0	0	0
Hispanic:	0	0	0	0	0	0	0	0
<b>Total:</b>	<b>0</b>	<b>0</b>	<b>0</b>	<b>0</b>	<b>0</b>	<b>0</b>	<b>246</b>	<b>107</b>





U.S. Department of Housing and Urban Development  
Office of Community Planning and Development  
Integrated Disbursement and Information System  
CDBG Activity Summary Report (GPR) for Program Year 2019  
WATERBURY

Date: 04-Nov-2020  
Time: 12:18  
Page: 22


Female-headed Households: 0 0 0

*Income Category:*

	<b>Owner</b>	<b>Renter</b>	<b>Total</b>	<b>Person</b>
Extremely Low	0	0	0	230
Low Mod	0	0	0	16
Moderate	0	0	0	0
Non Low Moderate	0	0	0	0
Total	0	0	0	246
Percent Low/Mod				100.0%

**Annual Accomplishments**

<b>Years</b>	<b>Accomplishment Narrative</b>	<b># Benefitting</b>
2018	Catholic Charities Family Center provides a large volume of high quality services to low income Waterbury families. A variety of programs are offered such as: diaper bank, flex funds, case management, SNAP enrollment, financial education and many more. Catholic Charities is now located at their new location at 965 South Main Street, which currently houses their Day Care facility; making the location much more convenient for the families that they serve. Catholic Charities continues to build strong relationships in an effort to make a positive impact in the community. During the 4th quarter of CD 44, the Family Education and Support Coordinator has left his position to pursue another career, his replacement will begin on Nov. 2, 2019.	



U.S. Department of Housing and Urban Development  
Office of Community Planning and Development  
Integrated Disbursement and Information System  
CDBG Activity Summary Report (GPR) for Program Year 2019  
WATERBURY

Date: 04-Nov-2020  
Time: 12:18  
Page: 23

**PGM Year:** 2018  
**Project:** 0018 - Center for Human Development  
**IDIS Activity:** 2444 - Center for Human Development

**Status:** Completed 10/23/2019 12:00:00 AM  
**Location:** 693 E Main St Waterbury, CT 06702-1709

**Objective:** Create suitable living environments  
**Outcome:** Availability/accessibility  
**Matrix Code:** Other Public Services Not Listed in 05A-05Y, 03T (05Z)

**National Objective:** LMC

**Initial Funding Date:** 01/28/2019

**Description:**

This program provides a drop-in center (Hospitality Center) for homeless persons.  
It currently operates weekdays from 7:30am to 3:30pm.  
Funds will be used for the salary of the community coordinator.  
An estimated 600 persons will be served annually.

**Financing**

	Fund Type	Grant Year	Grant	Funded Amount	Drawn In Program Year	Drawn Thru Program Year
CDBG	EN	2018	B18MC090016	\$28,388.00	\$14,194.00	\$28,388.00
<b>Total</b>	<b>Total</b>			<b>\$28,388.00</b>	<b>\$14,194.00</b>	<b>\$28,388.00</b>

**Proposed Accomplishments**

People (General) : 600

**Actual Accomplishments**

*Number assisted:*

	Owner		Renter		Total		Person	
	Total	Hispanic	Total	Hispanic	Total	Hispanic	Total	Hispanic
White:	0	0	0	0	0	0	197	20
Black/African American:	0	0	0	0	0	0	140	3
Asian:	0	0	0	0	0	0	2	1
American Indian/Alaskan Native:	0	0	0	0	0	0	18	5
Native Hawaiian/Other Pacific Islander:	0	0	0	0	0	0	84	55
American Indian/Alaskan Native & White:	0	0	0	0	0	0	0	0
Asian White:	0	0	0	0	0	0	0	0
Black/African American & White:	0	0	0	0	0	0	0	0
American Indian/Alaskan Native & Black/African American:	0	0	0	0	0	0	0	0
Other multi-racial:	0	0	0	0	0	0	50	37
Asian/Pacific Islander:	0	0	0	0	0	0	0	0
Hispanic:	0	0	0	0	0	0	0	0
<b>Total:</b>	<b>0</b>	<b>0</b>	<b>0</b>	<b>0</b>	<b>0</b>	<b>0</b>	<b>491</b>	<b>121</b>



U.S. Department of Housing and Urban Development  
Office of Community Planning and Development  
Integrated Disbursement and Information System  
CDBG Activity Summary Report (GPR) for Program Year 2019  
WATERBURY

Date: 04-Nov-2020  
Time: 12:18  
Page: 24

Female-headed Households: 0 0 0

*Income Category:*

	Owner	Renter	Total	Person
Extremely Low	0	0	0	491
Low Mod	0	0	0	0
Moderate	0	0	0	0
Non Low Moderate	0	0	0	0
Total	0	0	0	491
Percent Low/Mod				100.0%

**Annual Accomplishments**

Years	Accomplishment Narrative	# Benefitting
2018	The Hospitality Center (HC) at Center for Human Development (CHD) provides, an large array of services to local homeless people. Clients are offered the many things that most people would take for granted such as: a hot shower, laundry services, access to phones and computer services as well as many case management services that help them in their day to day lives. The HC has expanded its space to accommodate the ever growing number of homeless seeking services but also to offer training and recovery oriented groups. CHD has acquired a software system that has enabled them to better collect data, which will in turn demonstrate more positive outcomes and provide a greater opportunity for funding and program expansion. CHD continues to develop strong partnerships with local partners like the hospitals, health department, Police and Fire departments and VNA, which have all played a big role in the assistance that the clients are receiving.	



U.S. Department of Housing and Urban Development  
Office of Community Planning and Development  
Integrated Disbursement and Information System  
CDBG Activity Summary Report (GPR) for Program Year 2019  
WATERBURY

Date: 04-Nov-2020  
Time: 12:18  
Page: 25

**PGM Year:** 2018

**Project:** 0019 - Connecticut Legal Services

**IDIS Activity:** 2445 - Connecticut Legal Services

**Status:** Completed 10/23/2019 12:00:00 AM

**Location:** 85 Central Ave Waterbury, CT 06702-1202

**Objective:** Create suitable living environments

**Outcome:** Sustainability

**Matrix Code:** Legal Services (05C)

**National Objective:** LMC

**Initial Funding Date:** 01/28/2019

**Description:**

CDBG funds will be used for the salary and fringe of a local staff attorney who will provide legal representation and counsel to the target population under this project.  
This program serve an estimated 56 persons.

**Financing**

	Fund Type	Grant Year	Grant	Funded Amount	Drawn In Program Year	Drawn Thru Program Year
CDBG	EN	2018	B18MC090016	\$10,088.00	\$2,237.84	\$10,088.00
<b>Total</b>	<b>Total</b>			<b>\$10,088.00</b>	<b>\$2,237.84</b>	<b>\$10,088.00</b>

**Proposed Accomplishments**

People (General) : 56

**Actual Accomplishments**

*Number assisted:*

	<b>Owner</b>		<b>Renter</b>		<b>Total</b>		<b>Person</b>	
	Total	Hispanic	Total	Hispanic	Total	Hispanic	Total	Hispanic
White:	0	0	0	0	0	0	16	13
Black/African American:	0	0	0	0	0	0	5	0
Asian:	0	0	0	0	0	0	0	0
American Indian/Alaskan Native:	0	0	0	0	0	0	0	0
Native Hawaiian/Other Pacific Islander:	0	0	0	0	0	0	0	0
American Indian/Alaskan Native & White:	0	0	0	0	0	0	0	0
Asian White:	0	0	0	0	0	0	0	0
Black/African American & White:	0	0	0	0	0	0	0	0
American Indian/Alaskan Native & Black/African American:	0	0	0	0	0	0	0	0
Other multi-racial:	0	0	0	0	0	0	1	0
Asian/Pacific Islander:	0	0	0	0	0	0	0	0
Hispanic:	0	0	0	0	0	0	0	0
<b>Total:</b>	<b>0</b>	<b>0</b>	<b>0</b>	<b>0</b>	<b>0</b>	<b>0</b>	<b>22</b>	<b>13</b>
Female-headed Households:	0		0		0			



U.S. Department of Housing and Urban Development  
Office of Community Planning and Development  
Integrated Disbursement and Information System  
CDBG Activity Summary Report (GPR) for Program Year 2019  
WATERBURY

Date: 04-Nov-2020  
Time: 12:18  
Page: 26

*Income Category:*

	Owner	Renter	Total	Person
Extremely Low	0	0	0	18
Low Mod	0	0	0	4
Moderate	0	0	0	0
Non Low Moderate	0	0	0	0
Total	0	0	0	22
Percent Low/Mod				100.0%

**Annual Accomplishments**

Years	Accomplishment Narrative	# Benefitting
2018	Connecticut Legal assists Waterbury individuals and families who are at risk of becoming homeless by accessing services and resources available to them, in an effort to prevent homelessness and stabilize their housing. CT Legal provides legal representation and/or advice to households to prevent an eviction and imminent homelessness. CDBG funding allowed CT Legal to provide legal services in 22 cases (affecting up to 74 household members, including 40 children) in an effort to prevent homelessness. CT Legal continues to work on 13 cases that were brought into this program year from last year, 22 cases were finalized and closed and 12 will carry over into the next Program Year. Of the 22 cases that were closed, 100% achieved a positive substantive outcome due to CT Legal's involvement which included: retaining housing in an eviction action, preserving their housing subsidy, obtaining additional time in housing, obtaining protection against illegal discrimination, or some other housing related benefit.	



U.S. Department of Housing and Urban Development  
Office of Community Planning and Development  
Integrated Disbursement and Information System  
CDBG Activity Summary Report (GPR) for Program Year 2019  
WATERBURY

Date: 04-Nov-2020  
Time: 12:18  
Page: 27

**PGM Year:** 2018  
**Project:** 0020 - Greater Waterbury Interfaith Ministries  
**IDIS Activity:** 2446 - Greater Waterbury Interfaith Ministries

**Status:** Completed 10/23/2019 12:00:00 AM  
**Location:** 770 E Main St Waterbury, CT 06702-1742

**Objective:** Create suitable living environments  
**Outcome:** Sustainability  
**Matrix Code:** Food Banks (05W)

**National Objective:** LMC

**Initial Funding Date:** 02/25/2019

**Description:**

CDBG funds will be used for soup kitchen and food pantry food purchases, soup kitchen supplies, direct staff salaries and utilities.  
There will be 3,150 beneficiaries.

**Financing**

	Fund Type	Grant Year	Grant	Funded Amount	Drawn In Program Year	Drawn Thru Program Year
CDBG	EN	2018	B18MC090016	\$51,062.00	\$0.00	\$51,062.00
<b>Total</b>	<b>Total</b>			<b>\$51,062.00</b>	<b>\$0.00</b>	<b>\$51,062.00</b>

**Proposed Accomplishments**

People (General) : 3,150

**Actual Accomplishments**

*Number assisted:*

	<b>Owner</b>		<b>Renter</b>		<b>Total</b>		<b>Person</b>	
	Total	Hispanic	Total	Hispanic	Total	Hispanic	Total	Hispanic
White:	0	0	0	0	0	0	1,598	877
Black/African American:	0	0	0	0	0	0	551	0
Asian:	0	0	0	0	0	0	10	0
American Indian/Alaskan Native:	0	0	0	0	0	0	32	0
Native Hawaiian/Other Pacific Islander:	0	0	0	0	0	0	3	0
American Indian/Alaskan Native & White:	0	0	0	0	0	0	0	0
Asian White:	0	0	0	0	0	0	1	0
Black/African American & White:	0	0	0	0	0	0	0	0
American Indian/Alaskan Native & Black/African American:	0	0	0	0	0	0	0	0
Other multi-racial:	0	0	0	0	0	0	22	0
Asian/Pacific Islander:	0	0	0	0	0	0	0	0
Hispanic:	0	0	0	0	0	0	0	0
<b>Total:</b>	<b>0</b>	<b>0</b>	<b>0</b>	<b>0</b>	<b>0</b>	<b>0</b>	<b>2,217</b>	<b>877</b>
Female-headed Households:	0		0		0			



U.S. Department of Housing and Urban Development  
Office of Community Planning and Development  
Integrated Disbursement and Information System  
CDBG Activity Summary Report (GPR) for Program Year 2019  
WATERBURY

Date: 04-Nov-2020  
Time: 12:18  
Page: 28

*Income Category:*

	Owner	Renter	Total	Person
Extremely Low	0	0	0	2,216
Low Mod	0	0	0	1
Moderate	0	0	0	0
Non Low Moderate	0	0	0	0
Total	0	0	0	2,217
Percent Low/Mod				100.0%

**Annual Accomplishments**

Years	Accomplishment Narrative	# Benefitting
2018	Greater Waterbury Interfaith Ministries (GWIM) offers both a soup kitchen and a food pantry. During this Program Year of CD YR 44, 2217 individuals were served. The soup kitchen is open 7 days a week, providing an average of 448 meals per day. The GWIM food pantry provides a 4 day supply per family member. The food is distributed each Monday, the first 3 Mondays it is distributed on an emergency basis and on the last Monday of each month the food pantry is open to the public. Successes and challenges were easily met with the determination of staff, Board of Directors and funders. this PY GWIM provided 172,907 soup kitchen meals, which was an increase of 2.5% over the prior year; 249,463 meals were provided in the Food Pantry, which is an astounding 44% increase over the previous year.	



U.S. Department of Housing and Urban Development  
Office of Community Planning and Development  
Integrated Disbursement and Information System  
CDBG Activity Summary Report (GPR) for Program Year 2019  
WATERBURY

Date: 04-Nov-2020  
Time: 12:18  
Page: 29

**PGM Year:** 2018  
**Project:** 0021 - Hispanic Coalition  
**IDIS Activity:** 2447 - Hispanic Coalition

**Status:** Completed 10/23/2019 12:00:00 AM  
**Location:** 135 E Liberty St Waterbury, CT 06706-1301

**Objective:** Create suitable living environments  
**Outcome:** Availability/accessibility  
**Matrix Code:** Youth Services (05D)

**National Objective:** LMC

**Initial Funding Date:** 05/17/2019

**Description:**

CDBG funds will be used for the salary of a full-time case manager.  
This program provides case management services to the Hispanic population in the City's south end neighborhood.  
The program serves 450 clients annually, which is a marked increase due to the relocation of hurricane victims from Puerto Rico.

**Financing**

	Fund Type	Grant Year	Grant	Funded Amount	Drawn In Program Year	Drawn Thru Program Year
CDBG	EN	2018	B18MC090016	\$11,388.00	\$0.00	\$11,388.00
<b>Total</b>	<b>Total</b>			<b>\$11,388.00</b>	<b>\$0.00</b>	<b>\$11,388.00</b>

**Proposed Accomplishments**

People (General) : 450

**Actual Accomplishments**

*Number assisted:*

	Owner		Renter		Total		Person	
	Total	Hispanic	Total	Hispanic	Total	Hispanic	Total	Hispanic
White:	0	0	0	0	0	0	944	944
Black/African American:	0	0	0	0	0	0	36	36
Asian:	0	0	0	0	0	0	0	0
American Indian/Alaskan Native:	0	0	0	0	0	0	0	0
Native Hawaiian/Other Pacific Islander:	0	0	0	0	0	0	0	0
American Indian/Alaskan Native & White:	0	0	0	0	0	0	0	0
Asian White:	0	0	0	0	0	0	0	0
Black/African American & White:	0	0	0	0	0	0	44	44
American Indian/Alaskan Native & Black/African American:	0	0	0	0	0	0	0	0
Other multi-racial:	0	0	0	0	0	0	0	0
Asian/Pacific Islander:	0	0	0	0	0	0	0	0
Hispanic:	0	0	0	0	0	0	0	0
<b>Total:</b>	<b>0</b>	<b>0</b>	<b>0</b>	<b>0</b>	<b>0</b>	<b>0</b>	<b>1,024</b>	<b>1,024</b>





U.S. Department of Housing and Urban Development  
Office of Community Planning and Development  
Integrated Disbursement and Information System  
CDBG Activity Summary Report (GPR) for Program Year 2019  
WATERBURY

Date: 04-Nov-2020

Time: 12:18

Page: 30

Female-headed Households:

0 0 0

*Income Category:*

	<b>Owner</b>	<b>Renter</b>	<b>Total</b>	<b>Person</b>
Extremely Low	0	0	0	675
Low Mod	0	0	0	345
Moderate	0	0	0	4
Non Low Moderate	0	0	0	0
Total	0	0	0	1,024
Percent Low/Mod				100.0%

**Annual Accomplishments**

<b>Years</b>	<b>Accomplishment Narrative</b>	<b># Benefitting</b>
2018	Hispanic Coalition (HC) offers a large variety of case management services. HC continues to assist clients with a range of services including, document completion, referrals, translations, phone calls, advocating and various other needs. The Senior Program/Adult Day Center continues to grow and provide seniors with access to socialization and other case management services. This Program Year has been successful in providing the community with the ability to receive assistance from many different services which will benefit them. The agency continues to participate in the different community events in hope to get the word out and make their services known to the community.	



U.S. Department of Housing and Urban Development  
Office of Community Planning and Development  
Integrated Disbursement and Information System  
CDBG Activity Summary Report (GPR) for Program Year 2019  
WATERBURY

Date: 04-Nov-2020  
Time: 12:18  
Page: 31

**PGM Year:** 2018  
**Project:** 0022 - Literacy Volunteers  
**IDIS Activity:** 2448 - Literacy Volunteers

**Status:** Completed 10/23/2019 12:00:00 AM  
**Location:** 267 Grand St Waterbury, CT 06702-1917

**Objective:** Create suitable living environments  
**Outcome:** Sustainability  
**Matrix Code:** Employment Training (05H)

**National Objective:** LMC

**Initial Funding Date:** 06/13/2019

**Description:**  
CDBG funds will be used for salary support to train tutors, register students, provide on-going support to tutors and students and to purchase educational materials.  
The program provides literacy tutoring to adults through the efforts of volunteers.  
The program will serve 200 persons annually.

**Financing**

	Fund Type	Grant Year	Grant	Funded Amount	Drawn In Program Year	Drawn Thru Program Year
CDBG	EN	2018	B18MC090016	\$5,000.00	\$0.00	\$5,000.00
<b>Total</b>	<b>Total</b>			<b>\$5,000.00</b>	<b>\$0.00</b>	<b>\$5,000.00</b>

**Proposed Accomplishments**

People (General) : 200

**Actual Accomplishments**

*Number assisted:*

	Owner		Renter		Total		Person	
	Total	Hispanic	Total	Hispanic	Total	Hispanic	Total	Hispanic
White:	0	0	0	0	0	0	113	82
Black/African American:	0	0	0	0	0	0	7	0
Asian:	0	0	0	0	0	0	5	0
American Indian/Alaskan Native:	0	0	0	0	0	0	0	0
Native Hawaiian/Other Pacific Islander:	0	0	0	0	0	0	0	0
American Indian/Alaskan Native & White:	0	0	0	0	0	0	0	0
Asian White:	0	0	0	0	0	0	0	0
Black/African American & White:	0	0	0	0	0	0	1	0
American Indian/Alaskan Native & Black/African American:	0	0	0	0	0	0	1	1
Other multi-racial:	0	0	0	0	0	0	29	24
Asian/Pacific Islander:	0	0	0	0	0	0	0	0
Hispanic:	0	0	0	0	0	0	0	0
<b>Total:</b>	<b>0</b>	<b>0</b>	<b>0</b>	<b>0</b>	<b>0</b>	<b>0</b>	<b>156</b>	<b>107</b>



U.S. Department of Housing and Urban Development  
Office of Community Planning and Development  
Integrated Disbursement and Information System  
CDBG Activity Summary Report (GPR) for Program Year 2019  
WATERBURY

Date: 04-Nov-2020

Time: 12:18

Page: 32

Female-headed Households:

0 0 0

*Income Category:*

	<b>Owner</b>	<b>Renter</b>	<b>Total</b>	<b>Person</b>
Extremely Low	0	0	0	118
Low Mod	0	0	0	25
Moderate	0	0	0	12
Non Low Moderate	0	0	0	1
Total	0	0	0	156
Percent Low/Mod				99.4%

**Annual Accomplishments**

<b>Years</b>	<b>Accomplishment Narrative</b>	<b># Benefitting</b>
2018	Literacy Volunteers provides reading materials and training to city wide individuals that are unable to read and write. During this program year 156 Adult Learners increased both their literacy skills and also their self confidence in order to become better parents, better employees and better citizens. A job coach was utilized for a few months during this program year, thanks to a grant from a local foundation; students were assisted with job applications and resumes. 13 students passed the U.S. Citizenship Exam, and 1 student obtained employment.	



U.S. Department of Housing and Urban Development  
Office of Community Planning and Development  
Integrated Disbursement and Information System  
CDBG Activity Summary Report (GPR) for Program Year 2019  
WATERBURY

Date: 04-Nov-2020  
Time: 12:18  
Page: 33

**PGM Year:** 2018  
**Project:** 0023 - Manufacturing Alliance Service Corp. MASC  
**IDIS Activity:** 2449 - Manufacturing Alliance Service Corp. MASC

**Status:** Completed 10/23/2019 12:00:00 AM  
**Location:** 173 Interstate Ln Waterbury, CT 06705-2661

**Objective:** Create economic opportunities  
**Outcome:** Sustainability  
**Matrix Code:** Employment Training (05H)

**National Objective:** LMC

**Initial Funding Date:** 01/28/2019

**Description:**

CDBG funds will be used for teachers salaries and expenses for CNC entry level manufacturing program to enroll an additional 13 new students.

**Financing**

	Fund Type	Grant Year	Grant	Funded Amount	Drawn In Program Year	Drawn Thru Program Year
CDBG	EN	2018	B18MC090016	\$51,350.00	\$0.00	\$51,350.00
<b>Total</b>	<b>Total</b>			<b>\$51,350.00</b>	<b>\$0.00</b>	<b>\$51,350.00</b>


**Proposed Accomplishments**

People (General) : 13

**Actual Accomplishments**

*Number assisted:*

	<b>Owner</b>		<b>Renter</b>		<b>Total</b>		<b>Person</b>	
	Total	Hispanic	Total	Hispanic	Total	Hispanic	Total	Hispanic
White:	0	0	0	0	0	0	10	7
Black/African American:	0	0	0	0	0	0	3	0
Asian:	0	0	0	0	0	0	0	0
American Indian/Alaskan Native:	0	0	0	0	0	0	0	0
Native Hawaiian/Other Pacific Islander:	0	0	0	0	0	0	0	0
American Indian/Alaskan Native & White:	0	0	0	0	0	0	0	0
Asian White:	0	0	0	0	0	0	0	0
Black/African American & White:	0	0	0	0	0	0	0	0
American Indian/Alaskan Native & Black/African American:	0	0	0	0	0	0	0	0
Other multi-racial:	0	0	0	0	0	0	0	0
Asian/Pacific Islander:	0	0	0	0	0	0	0	0
Hispanic:	0	0	0	0	0	0	0	0
<b>Total:</b>	<b>0</b>	<b>0</b>	<b>0</b>	<b>0</b>	<b>0</b>	<b>0</b>	<b>13</b>	<b>7</b>
Female-headed Households:	0		0		0			



U.S. Department of Housing and Urban Development  
Office of Community Planning and Development  
Integrated Disbursement and Information System  
CDBG Activity Summary Report (GPR) for Program Year 2019  
WATERBURY

Date: 04-Nov-2020

Time: 12:18

Page: 34

*Income Category:*

	Owner	Renter	Total	Person
Extremely Low	0	0	0	8
Low Mod	0	0	0	5
Moderate	0	0	0	0
Non Low Moderate	0	0	0	0
Total	0	0	0	13
Percent Low/Mod				100.0%

**Annual Accomplishments**

Years	Accomplishment Narrative	# Benefitting
2018	The MASC CNC entry level program is an educational opportunity for students to earn entry level skills in the field of manufacturing. The CDBG provided an opportunity for 13 students to enroll in the CNC Entry Level Manufacturing Program. 6 students began the CNC program on 11/19/18 and completed their training on 2/8/19; another cohort of 7 students began on 2/11/19 and completed training on 4/30/19. Both groups graduated and received Certificates of Completion issued by MASC along with a National Institute for Metalworking Skills Certificate in the areas of job planning, benchwork and layout.	



U.S. Department of Housing and Urban Development  
Office of Community Planning and Development  
Integrated Disbursement and Information System  
CDBG Activity Summary Report (GPR) for Program Year 2019  
WATERBURY

Date: 04-Nov-2020  
Time: 12:18  
Page: 35

**PGM Year:** 2018  
**Project:** 0024 - Safe Haven  
**IDIS Activity:** 2450 - Safe Haven

**Status:** Completed 10/23/2019 12:00:00 AM  
**Location:** 29 Central Ave Waterbury, CT 06702-1221

**Objective:** Create suitable living environments  
**Outcome:** Sustainability  
**Matrix Code:** Services for victims of domestic violence, dating violence, sexual assault or stalking (05G)

**National Objective:** LMC

**Initial Funding Date:** 01/28/2019

**Description:**

CDBG funds will be used to pay for utilities, office supplies and insurance.  
This program provides advocacy and counselling for victims of domestic violence and sexual assault including 24 hour intervention.  
The funds will be used to support program implementation.  
The program will assist 240 people annually.

**Financing**

	Fund Type	Grant Year	Grant	Funded Amount	Drawn In Program Year	Drawn Thru Program Year
CDBG	EN	2018	B18MC090016	\$9,131.00	\$0.00	\$9,131.00
<b>Total</b>	<b>Total</b>			<b>\$9,131.00</b>	<b>\$0.00</b>	<b>\$9,131.00</b>

**Proposed Accomplishments**

People (General) : 240

**Actual Accomplishments**

*Number assisted:*

	Owner		Renter		Total		Person	
	Total	Hispanic	Total	Hispanic	Total	Hispanic	Total	Hispanic
White:	0	0	0	0	0	0	378	97
Black/African American:	0	0	0	0	0	0	134	14
Asian:	0	0	0	0	0	0	5	0
American Indian/Alaskan Native:	0	0	0	0	0	0	4	3
Native Hawaiian/Other Pacific Islander:	0	0	0	0	0	0	2	0
American Indian/Alaskan Native & White:	0	0	0	0	0	0	2	0
Asian White:	0	0	0	0	0	0	2	0
Black/African American & White:	0	0	0	0	0	0	4	1
American Indian/Alaskan Native & Black/African American:	0	0	0	0	0	0	3	1
Other multi-racial:	0	0	0	0	0	0	66	54
Asian/Pacific Islander:	0	0	0	0	0	0	0	0
Hispanic:	0	0	0	0	0	0	0	0
<b>Total:</b>	<b>0</b>	<b>0</b>	<b>0</b>	<b>0</b>	<b>0</b>	<b>0</b>	<b>600</b>	<b>170</b>



U.S. Department of Housing and Urban Development  
Office of Community Planning and Development  
Integrated Disbursement and Information System  
CDBG Activity Summary Report (GPR) for Program Year 2019  
WATERBURY

Date: 04-Nov-2020  
Time: 12:18  
Page: 36

Female-headed Households: 0 0 0

*Income Category:*

	Owner	Renter	Total	Person
Extremely Low	0	0	0	352
Low Mod	0	0	0	167
Moderate	0	0	0	48
Non Low Moderate	0	0	0	33
Total	0	0	0	600
Percent Low/Mod				94.5%

**Annual Accomplishments**

Years	Accomplishment Narrative	# Benefitting
2018	CDBG funds helped Safe Haven serve 600 persons. Safe Haven continues to do community outreach at various locations in the area, the goal is to make people aware of our services and to connect victims directly to an advocate, if needed. 91% of clients felt emotionally supported at the end of an in-person or phone counseling session. 85% of victims who attend a minimum of 3 counseling sessions can identify 3 or more ways to increase their safety. 80% of victims who attend a minimum of 5 counseling sessions can identify at least 3 outside resources for benefits, housing, legal, etc.	



U.S. Department of Housing and Urban Development  
Office of Community Planning and Development  
Integrated Disbursement and Information System  
CDBG Activity Summary Report (GPR) for Program Year 2019  
WATERBURY

Date: 04-Nov-2020  
Time: 12:18  
Page: 37

**PGM Year:** 2018  
**Project:** 0025 - Salvation Army  
**IDIS Activity:** 2451 - Salvation Army

**Status:** Completed 12/3/2019 12:00:00 AM  
**Location:** 74 Central Ave Waterbury, CT 06702-1207

**Objective:** Create suitable living environments  
**Outcome:** Sustainability  
**Matrix Code:** Food Banks (05W)

**National Objective:** LMC

**Initial Funding Date:** 01/28/2019

**Description:**

CDBG funds will be used for a portion of the salary for the Emergency Assistance Case Worker, as well as a smaller portion for the Administrative Assistant who handles all statistics, reporting and applications.  
Funds will also be used to cover food costs.  
The program will assist 1,708 people annually.

**Financing**

	Fund Type	Grant Year	Grant	Funded Amount	Drawn In Program Year	Drawn Thru Program Year
CDBG	EN	2018	B18MC090016	\$10,000.00	\$242.00	\$10,000.00
<b>Total</b>	<b>Total</b>			<b>\$10,000.00</b>	<b>\$242.00</b>	<b>\$10,000.00</b>

**Proposed Accomplishments**

People (General) : 1,708

**Actual Accomplishments**

*Number assisted:*

	Owner		Renter		Total		Person	
	Total	Hispanic	Total	Hispanic	Total	Hispanic	Total	Hispanic
White:	0	0	0	0	0	0	170	73
Black/African American:	0	0	0	0	0	0	202	82
Asian:	0	0	0	0	0	0	3	2
American Indian/Alaskan Native:	0	0	0	0	0	0	2	0
Native Hawaiian/Other Pacific Islander:	0	0	0	0	0	0	0	0
American Indian/Alaskan Native & White:	0	0	0	0	0	0	0	0
Asian White:	0	0	0	0	0	0	0	0
Black/African American & White:	0	0	0	0	0	0	0	0
American Indian/Alaskan Native & Black/African American:	0	0	0	0	0	0	0	0
Other multi-racial:	0	0	0	0	0	0	259	259
Asian/Pacific Islander:	0	0	0	0	0	0	0	0
Hispanic:	0	0	0	0	0	0	0	0
<b>Total:</b>	<b>0</b>	<b>0</b>	<b>0</b>	<b>0</b>	<b>0</b>	<b>0</b>	<b>636</b>	<b>416</b>





U.S. Department of Housing and Urban Development  
Office of Community Planning and Development  
Integrated Disbursement and Information System  
CDBG Activity Summary Report (GPR) for Program Year 2019  
WATERBURY

Date: 04-Nov-2020

Time: 12:18

Page: 38

Female-headed Households:

0 0 0

*Income Category:*

	<b>Owner</b>	<b>Renter</b>	<b>Total</b>	<b>Person</b>
Extremely Low	0	0	0	237
Low Mod	0	0	0	308
Moderate	0	0	0	91
Non Low Moderate	0	0	0	0
Total	0	0	0	636
Percent Low/Mod				100.0%

**Annual Accomplishments**

<b>Years</b>	<b>Accomplishment Narrative</b>	<b># Benefitting</b>
2018	Salvation Army provides a food pantry; the clients are offered a "client choice", meaning that they can take only the foods that will best meet their particular families needs. A variety of healthy foods are offered such as: eggs, dairy, meats and fruit. Salvation Army recruits local schools and businesses for donations to restock the pantry and ensure that all of their clients needs are met. For families that are in transition from cash assistance to the work force the food pantry has helped fill the gap when they most need the food. Local individuals and schools have conducted food drives to help fill the pantry shelves during a time when some households have doubled in size.	



U.S. Department of Housing and Urban Development  
Office of Community Planning and Development  
Integrated Disbursement and Information System  
CDBG Activity Summary Report (GPR) for Program Year 2019  
WATERBURY

Date: 04-Nov-2020  
Time: 12:18  
Page: 39

**PGM Year:** 2018  
**Project:** 0026 - Shakesperience Productions, Inc.  
**IDIS Activity:** 2452 - Shakesperience Productions

**Status:** Completed 10/24/2019 12:00:00 AM  
**Location:** 117 Bank St Waterbury, CT 06702-2205

**Objective:** Create suitable living environments  
**Outcome:** Sustainability  
**Matrix Code:** Youth Services (05D)

**National Objective:** LMC

**Initial Funding Date:** 01/28/2019

**Description:**

CDBG funds will be used to underwrite the salaries and housing of Resident Artists (2) and the Education Manager who trains and supervises the program, as well as the occupancy expenses for the Shakesperience Studio at the times that the program is conducted.

The program will serve 30 youth.

**Financing**

	Fund Type	Grant Year	Grant	Funded Amount	Drawn In Program Year	Drawn Thru Program Year
CDBG	EN	2018	B18MC090016	\$5,388.00	\$0.00	\$5,388.00
<b>Total</b>	<b>Total</b>			<b>\$5,388.00</b>	<b>\$0.00</b>	<b>\$5,388.00</b>

**Proposed Accomplishments**

People (General) : 30

**Actual Accomplishments**

*Number assisted:*

	<b>Owner</b>		<b>Renter</b>		<b>Total</b>		<b>Person</b>	
	Total	Hispanic	Total	Hispanic	Total	Hispanic	Total	Hispanic
White:	0	0	0	0	0	0	6	2
Black/African American:	0	0	0	0	0	0	10	2
Asian:	0	0	0	0	0	0	0	0
American Indian/Alaskan Native:	0	0	0	0	0	0	0	0
Native Hawaiian/Other Pacific Islander:	0	0	0	0	0	0	1	1
American Indian/Alaskan Native & White:	0	0	0	0	0	0	0	0
Asian White:	0	0	0	0	0	0	0	0
Black/African American & White:	0	0	0	0	0	0	0	0
American Indian/Alaskan Native & Black/African American:	0	0	0	0	0	0	0	0
Other multi-racial:	0	0	0	0	0	0	6	6
Asian/Pacific Islander:	0	0	0	0	0	0	0	0
Hispanic:	0	0	0	0	0	0	0	0
<b>Total:</b>	<b>0</b>	<b>0</b>	<b>0</b>	<b>0</b>	<b>0</b>	<b>0</b>	<b>23</b>	<b>11</b>



U.S. Department of Housing and Urban Development  
Office of Community Planning and Development  
Integrated Disbursement and Information System  
CDBG Activity Summary Report (GPR) for Program Year 2019  
WATERBURY

Date: 04-Nov-2020  
Time: 12:18  
Page: 40

Female-headed Households: 0 0 0

*Income Category:*

	<b>Owner</b>	<b>Renter</b>	<b>Total</b>	<b>Person</b>
Extremely Low	0	0	0	12
Low Mod	0	0	0	3
Moderate	0	0	0	5
Non Low Moderate	0	0	0	3
Total	0	0	0	23
Percent Low/Mod				87.0%

**Annual Accomplishments**

<b>Years</b>	<b>Accomplishment Narrative</b>	<b># Benefitting</b>
2018	Shakesperience Productions uses CDBG funding to offer a Saturday Acting Intensives Class to local youth. Enrollment has been more enthusiastic than normal for this program. These classes are designed to help the students be more accepting of others, increase student achievement, vocabulary, and enthusiasm. Shakesperience is currently preparing for their spring performance. A parent has volunteered and been instrumental in organizing our fundraising and event planning. 16 students are currently enrolled in the Autumn classes. Shakesperience classes help students to build relationships that may lead to additional involvement, including future classes, acting auditions, volunteerism or internships.	



U.S. Department of Housing and Urban Development  
Office of Community Planning and Development  
Integrated Disbursement and Information System  
CDBG Activity Summary Report (GPR) for Program Year 2019  
WATERBURY

Date: 04-Nov-2020  
Time: 12:18  
Page: 41

**PGM Year:** 2018  
**Project:** 0028 - Waterbury Senior Shuttle  
**IDIS Activity:** 2454 - Waterbury Senior Shuttle

**Status:** Completed 1/14/2020 12:00:00 AM  
**Location:** 235 Grand St Waterbury, CT 06702-1915

**Objective:** Create suitable living environments  
**Outcome:** Sustainability  
**Matrix Code:** Senior Services (05A)

**National Objective:** LMC

**Initial Funding Date:** 01/28/2019

**Description:**

CDBG funds will be used for on demand response transportation for senior citizens.  
Trips are for medical appointments, grocery shopping and recreation.  
Funds will be used for transportation costs to provide up to 650 rides per month.  
This program provides curb to curb and door to door transportation service with medical appointments as a priority.  
The program serves 400 people annually.  
The City will provide \$25,000 to the program.

**Financing**

	Fund Type	Grant Year	Grant	Funded Amount	Drawn In Program Year	Drawn Thru Program Year
CDBG	EN	2018	B18MC090016	\$100,000.00	\$13,673.95	\$100,000.00
<b>Total</b>	<b>Total</b>			<b>\$100,000.00</b>	<b>\$13,673.95</b>	<b>\$100,000.00</b>

**Proposed Accomplishments**

People (General) : 400

**Actual Accomplishments**

*Number assisted:*

	Owner		Renter		Total		Person	
	Total	Hispanic	Total	Hispanic	Total	Hispanic	Total	Hispanic
White:	0	0	0	0	0	0	325	44
Black/African American:	0	0	0	0	0	0	106	0
Asian:	0	0	0	0	0	0	2	0
American Indian/Alaskan Native:	0	0	0	0	0	0	1	0
Native Hawaiian/Other Pacific Islander:	0	0	0	0	0	0	1	0
American Indian/Alaskan Native & White:	0	0	0	0	0	0	0	0
Asian White:	0	0	0	0	0	0	0	0
Black/African American & White:	0	0	0	0	0	0	0	0
American Indian/Alaskan Native & Black/African American:	0	0	0	0	0	0	0	0
Other multi-racial:	0	0	0	0	0	0	13	0
Asian/Pacific Islander:	0	0	0	0	0	0	0	0



U.S. Department of Housing and Urban Development  
Office of Community Planning and Development  
Integrated Disbursement and Information System  
CDBG Activity Summary Report (GPR) for Program Year 2019  
WATERBURY

Date: 04-Nov-2020

Time: 12:18

Page: 42

Hispanic:	0	0	0	0	0	0	0	0
<b>Total:</b>	<b>0</b>	<b>0</b>	<b>0</b>	<b>0</b>	<b>0</b>	<b>0</b>	<b>448</b>	<b>44</b>

Female-headed Households:	0	0	0	0	0	0	0	0
---------------------------	---	---	---	---	---	---	---	---

*Income Category:*

	Owner	Renter	Total	Person
Extremely Low	0	0	0	325
Low Mod	0	0	0	109
Moderate	0	0	0	14
Non Low Moderate	0	0	0	0
Total	0	0	0	448
Percent Low/Mod				100.0%

**Annual Accomplishments**

Years	Accomplishment Narrative	# Benefitting
2018	The Senior Shuttle has run smoothly during CD YR 44. Enrollment continues to increase and the seniors and their families are very appreciative of the service that is offered to them. 448 seniors have received rides since October 1, 2018. The senior shuttle 8378 rides during this program year, 5936 were medical rides, 825 were used for grocery stores and also 1617 were recreational rides; additionally, 1626 rides were booked and cancelled or no shows.	



U.S. Department of Housing and Urban Development  
Office of Community Planning and Development  
Integrated Disbursement and Information System  
CDBG Activity Summary Report (GPR) for Program Year 2019  
WATERBURY

Date: 04-Nov-2020  
Time: 12:18  
Page: 43

**PGM Year:** 2018  
**Project:** 0029 - Waterbury Youth Service System  
**IDIS Activity:** 2455 - Waterbury Youth Services  
**Status:** Completed 12/3/2019 12:00:00 AM  
**Location:** 83 Prospect St Waterbury, CT 06702-1326

**Objective:** Create suitable living environments  
**Outcome:** Availability/accessibility  
**Matrix Code:** Youth Services (05D)

**National Objective:** LMC

**Initial Funding Date:** 02/25/2019

**Description:**

CDBG funds will be used to increase the capacity of case management services, including truancy prevention and counselling, by increasing the hours for a case manager and partnering with the Waterbury Department of Education to provide an out of school suspension program for middle school youth. The program will serve 315 youth.

**Financing**

	Fund Type	Grant Year	Grant	Funded Amount	Drawn In Program Year	Drawn Thru Program Year
CDBG	EN	2018	B18MC090016	\$9,131.00	\$4,687.00	\$9,131.00
<b>Total</b>	<b>Total</b>			<b>\$9,131.00</b>	<b>\$4,687.00</b>	<b>\$9,131.00</b>

**Proposed Accomplishments**

People (General) : 315

**Actual Accomplishments**

*Number assisted:*

	Owner		Renter		Total		Person	
	Total	Hispanic	Total	Hispanic	Total	Hispanic	Total	Hispanic
White:	0	0	0	0	0	0	130	106
Black/African American:	0	0	0	0	0	0	57	4
Asian:	0	0	0	0	0	0	0	0
American Indian/Alaskan Native:	0	0	0	0	0	0	1	0
Native Hawaiian/Other Pacific Islander:	0	0	0	0	0	0	0	0
American Indian/Alaskan Native & White:	0	0	0	0	0	0	0	0
Asian White:	0	0	0	0	0	0	0	0
Black/African American & White:	0	0	0	0	0	0	0	0
American Indian/Alaskan Native & Black/African American:	0	0	0	0	0	0	0	0
Other multi-racial:	0	0	0	0	0	0	43	17
Asian/Pacific Islander:	0	0	0	0	0	0	0	0
Hispanic:	0	0	0	0	0	0	0	0
<b>Total:</b>	<b>0</b>	<b>0</b>	<b>0</b>	<b>0</b>	<b>0</b>	<b>0</b>	<b>231</b>	<b>127</b>



U.S. Department of Housing and Urban Development  
Office of Community Planning and Development  
Integrated Disbursement and Information System  
CDBG Activity Summary Report (GPR) for Program Year 2019  
WATERBURY

Date: 04-Nov-2020

Time: 12:18

Page: 44

Female-headed Households:


0 0 0

*Income Category:*

	<b>Owner</b>	<b>Renter</b>	<b>Total</b>	<b>Person</b>
Extremely Low	0	0	0	216
Low Mod	0	0	0	9
Moderate	0	0	0	4
Non Low Moderate	0	0	0	2
Total	0	0	0	231
Percent Low/Mod				99.1%

**Annual Accomplishments**

<b>Years</b>	<b>Accomplishment Narrative</b>	<b># Benefitting</b>
2018	Waterbury Youth Services (WYS) has continued to receive referrals. Since the beginning of the Program Year, WYS has received, processed and close 231 truancy referral cases. WYS looks forward to working with the schools to improve school attendance through educating youth and parents/guardians on the school attendance policies, the importance of attending school daily, counselling and referrals to necessary resources. WYS is working to engage the youth and families through letters, phone calls and home visits.	



U.S. Department of Housing and Urban Development  
Office of Community Planning and Development  
Integrated Disbursement and Information System  
CDBG Activity Summary Report (GPR) for Program Year 2019  
WATERBURY

Date: 04-Nov-2020  
Time: 12:18  
Page: 45

**PGM Year:** 2018  
**Project:** 0032 - Park Improvements- Lakewood Park Playscape  
**IDIS Activity:** 2458 - Park Improvements Lakewood Park Playscape

**Status:** Open  
**Location:** 129 Lakewood Rd Waterbury, CT 06704-2408

**Objective:** Create suitable living environments  
**Outcome:** Availability/accessibility  
**Matrix Code:** Parks, Recreational Facilities (03F)

**National Objective:** LMA

**Initial Funding Date:** 09/20/2019

**Description:**

CDBG funds will be used to construct a new playscape at Lakewood Park.

**Financing**

	Fund Type	Grant Year	Grant	Funded Amount	Drawn In Program Year	Drawn Thru Program Year
CDBG	EN	2018	B18MC090016	\$100,000.00	\$91,640.80	\$91,640.80
<b>Total</b>	<b>Total</b>			<b>\$100,000.00</b>	<b>\$91,640.80</b>	<b>\$91,640.80</b>

**Proposed Accomplishments**

Public Facilities : 1

Total Population in Service Area: 108,285

Census Tract Percent Low / Mod: 59.68

**Annual Accomplishments**

Years	Accomplishment Narrative	# Benefitting
2018	The playscape had to be rebid during the program year because it came in over budget. It was redesigned and reduced in scope. The Board of Aldermen are expected to approve the contract at their meeting on November 18, 2019. The project will get underway late fall, weather permitting and be completed by summer 2020.	
2019	The playscape was finalized in late fall 2020 but the final requisition has not yet been paid.	





U.S. Department of Housing and Urban Development  
Office of Community Planning and Development  
Integrated Disbursement and Information System  
CDBG Activity Summary Report (GPR) for Program Year 2019  
WATERBURY

Date: 04-Nov-2020  
Time: 12:18  
Page: 46

**PGM Year:** 2018  
**Project:** 0033 - Park Improvements-Library Park Site Improvements  
**IDIS Activity:** 2459 - Park Improvements- Library Park Site Improvements

**Status:** Completed 10/30/2020 12:00:00 AM  
**Location:** 267 Grand St Waterbury, CT 06702-1917

**Objective:** Create suitable living environments  
**Outcome:** Sustainability  
**Matrix Code:** Parks, Recreational Facilities (03F)

**National Objective:** LMA

**Initial Funding Date:** 07/29/2020

**Description:**

CDBG funds will be used for electrical, sewer, water and gas upgrades to Library Park as part of the multi-year park improvements project. Prior year funds of \$63,786 will be added to this project increasing the total to \$264,000. Anticipated program income of \$14,000 if realized will be added to this project.

**Financing**


	Fund Type	Grant Year	Grant	Funded Amount	Drawn In Program Year	Drawn Thru Program Year
CDBG	EN	Pre-2015		\$108,692.01	\$0.00	\$0.00
		2014	B14MC090016		\$108,692.01	\$108,692.01
		2015	B15MC090016	\$16,266.99	\$16,266.99	\$16,266.99
		2018	B18MC090016	\$139,041.00	\$96,759.26	\$96,759.26
<b>Total</b>	<b>Total</b>			<b>\$264,000.00</b>	<b>\$221,718.26</b>	<b>\$221,718.26</b>

**Proposed Accomplishments**

Public Facilities : 1  
Total Population in Service Area: 108,285  
Census Tract Percent Low / Mod: 59.68

**Annual Accomplishments**

Years	Accomplishment Narrative	# Benefitting
2018	During the program year, the 2019 Library Master Plan was completed by NV5. The Waterbury Development Corporation (WDC) was designated the project manager for the project on behalf of the City. WDC put together a Request for Proposal (RFP) for architectural and engineering services for the proposed Library park Renovation Project-Phase 1 Improvements and proposals were due on October 15, 2019.	
2019	In December 2019, the City executed a contract with Milone and MacBroom for \$122,250 to prepare schematic designs, construction documents, and bid phase assistance and construction administration. The RFP for construction services for the project was completed and issued by the City in early spring 2020 and proposals were due on April 22, 2020. Three proposals were received and a 9 member selection committee selected B & W Paving Inc. for the project for a contract price of \$2.1million to be paid from 3 years of CDBG funds and Webster Bank foundation funds. The project is expected to be completed by the end of the year.	



U.S. Department of Housing and Urban Development  
Office of Community Planning and Development  
Integrated Disbursement and Information System  
CDBG Activity Summary Report (GPR) for Program Year 2019  
WATERBURY

Date: 04-Nov-2020  
Time: 12:18  
Page: 47

**PGM Year:** 2018  
**Project:** 0034 - Park Improvements-Chase Park-Air Conditioning Gym  
**IDIS Activity:** 2460 - Park Improvements-Chase Park Air Conditioning Gym

**Status:** Open  
**Location:** 150 Sunnyside Ave Waterbury, CT 06708-3425

**Objective:** Create suitable living environments  
**Outcome:** Availability/accessibility  
**Matrix Code:** Parks, Recreational Facilities (03F)

**National Objective:** LMA

**Initial Funding Date:** 09/12/2019

**Description:**

CDBG funds will be used to install air conditioning in the gymnasium of the Chase Park House, the community center for activities within Chase Park.

**Financing**

	Fund Type	Grant Year	Grant	Funded Amount	Drawn In Program Year	Drawn Thru Program Year
CDBG	EN	2018	B18MC090016	\$2,654.25	\$339.25	\$2,654.25
<b>Total</b>	<b>Total</b>			<b>\$2,654.25</b>	<b>\$339.25</b>	<b>\$2,654.25</b>

**Proposed Accomplishments**

Public Facilities : 1

Total Population in Service Area: 108,285

Census Tract Percent Low / Mod: 59.68

**Annual Accomplishments**

Years	Accomplishment Narrative	# Benefitting
2018	During the program year, the Engineering Department procured the consulting services of Silver Petrucelli and Associates to prepare the schematic design, contract documents, and construction administration for the Chase Park Air Conditioning Gym project. They have completed the schematic design and it is expected that the project will be out to bid by the end of the year so that work can begin in the spring and be completed before summer 2020.	
2019	Based upon the schematic design and the work estimated for the air conditioning project, the City determined that it did not have sufficient CDBG funds allocated for the full scope. As such, the City anticipates requesting additional CDBG funds in the upcoming CD YR 47 program.	



U.S. Department of Housing and Urban Development  
Office of Community Planning and Development  
Integrated Disbursement and Information System  
CDBG Activity Summary Report (GPR) for Program Year 2019  
WATERBURY

Date: 04-Nov-2020  
Time: 12:18  
Page: 48

**PGM Year:** 2018  
**Project:** 0035 - Park Improvement-Washington Park-Splash Pad Project  
**IDIS Activity:** 2461 - Park Improvements-Washington Park Splash Pad Project

**Status:** Completed 10/30/2020 12:00:00 AM  
**Location:** 283 Sylvan Ave Waterbury, CT 06706-1645

**Objective:** Create suitable living environments  
**Outcome:** Availability/accessibility  
**Matrix Code:** Parks, Recreational Facilities (03F)

**National Objective:** LMA

**Initial Funding Date:** 03/18/2020

**Description:**

CDBG funds will be used for the reconstruction of a deteriorated splash pad and new benches.

**Financing**

	Fund Type	Grant Year	Grant	Funded Amount	Drawn In Program Year	Drawn Thru Program Year
CDBG	EN	2018	B18MC090016	\$79,358.82	\$79,358.82	\$79,358.82
<b>Total</b>	<b>Total</b>			<b>\$79,358.82</b>	<b>\$79,358.82</b>	<b>\$79,358.82</b>

**Proposed Accomplishments**


Public Facilities : 1

Total Population in Service Area: 108,285

Census Tract Percent Low / Mod: 59.68

**Annual Accomplishments**

Years	Accomplishment Narrative	# Benefitting
2018	During the program year, the Engineering Department completed the plans and specifications for the Town Plot Park splash pad and the Washington Park splash pad and put them out to bid in May 2019. The bids came in slightly over the budget. City funds were used to fund the gap. The contract was awarded by the Board of Aldermen at their meeting on September 9, 2019. The contract was signed and weather permitting, the work will get underway shortly with a completion by June 2020.	
2019	During the program year the Washington Park splash pad was completed in time for the summer	



U.S. Department of Housing and Urban Development  
Office of Community Planning and Development  
Integrated Disbursement and Information System  
CDBG Activity Summary Report (GPR) for Program Year 2019  
WATERBURY

Date: 04-Nov-2020  
Time: 12:18  
Page: 49

**PGM Year:** 2018  
**Project:** 0036 - Park Improvements-Town Plot Park- Splash Pad Project  
**IDIS Activity:** 2462 - Park Improvements-Town Plot Splash Pad Project

**Status:** Completed 10/30/2020 12:00:00 AM  
**Location:** 37 Rosemount Ave Waterbury, CT 06708-3615

**Objective:** Create suitable living environments  
**Outcome:** Availability/accessibility  
**Matrix Code:** Parks, Recreational Facilities (03F)

**National Objective:** LMA

**Initial Funding Date:** 03/18/2020

**Description:**

CDBG funds will be used for the reconstruction of a deteriorated splash pad and new benches.

**Financing**

	Fund Type	Grant Year	Grant	Funded Amount	Drawn In Program Year	Drawn Thru Program Year
CDBG	EN	2018	B18MC090016	\$62,320.00	\$62,320.00	\$62,320.00
<b>Total</b>	<b>Total</b>			<b>\$62,320.00</b>	<b>\$62,320.00</b>	<b>\$62,320.00</b>

**Proposed Accomplishments**

Public Facilities : 1

Total Population in Service Area: 108,285

Census Tract Percent Low / Mod: 59.68

**Annual Accomplishments**

Years	Accomplishment Narrative	# Benefitting
2018	During the program year, the Engineering Department completed the plans and specifications for the Town Plot Park splash pad and the Washington Park splash pad and put them out to bid in May 2019. The bids came in slightly over the budget. City funds were used to fund the gap. The contract was awarded by the Board of Aldermen at their meeting on September 9, 2019. The contract was signed and weather permitting, the work will get underway shortly with a completion by June 2020.	
2019	During the program year the Town Plot Park splash pad was completed in time for the summer	



U.S. Department of Housing and Urban Development  
Office of Community Planning and Development  
Integrated Disbursement and Information System  
CDBG Activity Summary Report (GPR) for Program Year 2019  
WATERBURY

Date: 04-Nov-2020  
Time: 12:18  
Page: 50

**PGM Year:** 2018  
**Project:** 0038 - Waterbury Youth Services-Facility Improvements-Security Cameras Building and Parking Lot  
**IDIS Activity:** 2464 - Waterbury Youth Services-Facility Improvements Security Cameras Building and Parking Lot

**Status:** Completed 10/30/2020 12:00:00 AM  
**Location:** 83 Prospect St Waterbury, CT 06702-1326

**Objective:** Create suitable living environments  
**Outcome:** Availability/accessibility  
**Matrix Code:** Youth Centers (03D)  
**National Objective:** LMC

**Initial Funding Date:** 06/13/2019

**Description:**

CDBG funds will be used to install security cameras, monitors and upgrades to the fire alarm system in the building to complement the previous safety improvements. The proposed improvements to the parking lot to ensure client and staff safety were unable to move forward due to the obstructions which the trees posed and the impracticality of trying to extend a system around them. In addition the staff determined that the condition of the parking lot required more improvements to it to make it safe.

**Financing**

	Fund Type	Grant Year	Grant	Funded Amount	Drawn In Program Year	Drawn Thru Program Year
CDBG	EN	2018	B18MC090016	\$11,944.14	\$6,034.14	\$11,944.14
<b>Total</b>	<b>Total</b>			<b>\$11,944.14</b>	<b>\$6,034.14</b>	<b>\$11,944.14</b>

**Proposed Accomplishments**

Public Facilities : 2

**Actual Accomplishments**

*Number assisted:*

	Owner		Renter		Total		Person	
	Total	Hispanic	Total	Hispanic	Total	Hispanic	Total	Hispanic
White:	0	0	0	0	0	0	28	18
Black/African American:	0	0	0	0	0	0	23	12
Asian:	0	0	0	0	0	0	1	0
American Indian/Alaskan Native:	0	0	0	0	0	0	0	0
Native Hawaiian/Other Pacific Islander:	0	0	0	0	0	0	0	0
American Indian/Alaskan Native & White:	0	0	0	0	0	0	0	0
Asian White:	0	0	0	0	0	0	0	0
Black/African American & White:	0	0	0	0	0	0	0	0
American Indian/Alaskan Native & Black/African American:	0	0	0	0	0	0	0	0
Other multi-racial:	0	0	0	0	0	0	47	28
Asian/Pacific Islander:	0	0	0	0	0	0	0	0
Hispanic:	0	0	0	0	0	0	0	0
<b>Total:</b>	<b>0</b>	<b>0</b>	<b>0</b>	<b>0</b>	<b>0</b>	<b>0</b>	<b>99</b>	<b>58</b>



U.S. Department of Housing and Urban Development  
Office of Community Planning and Development  
Integrated Disbursement and Information System  
CDBG Activity Summary Report (GPR) for Program Year 2019  
WATERBURY

Date: 04-Nov-2020  
Time: 12:18  
Page: 51

Female-headed Households: 0 0 0

*Income Category:*

	Owner	Renter	Total	Person
Extremely Low	0	0	0	73
Low Mod	0	0	0	13
Moderate	0	0	0	11
Non Low Moderate	0	0	0	2
Total	0	0	0	99
Percent Low/Mod				98.0%

**Annual Accomplishments**

Years	Accomplishment Narrative	# Benefitting
2018	During the program year Youth Services changed their focus from the parking lot to the added building security and safety in order to better serve their 53 staff members and the more than 1000 youth and families that use their facility. The first project was the addition of 26 ceiling mount speakers to rooms and offices so that emergency announcements can be heard throughout. This project was completed in May 2019 by Alarm Masters. The second project is the replacement of their outdated fire alarm system. They prepared the specifications for the project in August 2019. It was bid in late September and bids were returned in October 23, 2019. It was over budget and they are reducing the scope in order to rebid.	
2019	The fire alarm bid was reduced in scope so that it would involve a new fire control panel and annunciator. Plans and specs were prepared and in early January 2020. Proposals were due on January 21, 2020. Two proposals were received; they were reviewed by the engineer and a selection committee was put together in order to interview both firms. A conference call interview was held on February 7, 2020 and the selection committee voted unanimously to award the project to Security Specialists. The Purchasing Director was notified of this on March 4, 2020. Work was expected to be completed by summer 2020, but was delayed due to the pandemic and the building's closure. Work was completed in August 2020 and the final payment issued.	



U.S. Department of Housing and Urban Development  
Office of Community Planning and Development  
Integrated Disbursement and Information System  
CDBG Activity Summary Report (GPR) for Program Year 2019  
WATERBURY

Date: 04-Nov-2020  
Time: 12:18  
Page: 52

**PGM Year:** 2015  
**Project:** 0028 - Brass City Harvest Phase 1 Regional Food Hub Project  
**IDIS Activity:** 2473 - Brass City Harvest Phase 1 Regional Food Hub Project

**Status:** Completed 6/1/2020 12:00:00 AM  
**Location:** 359 Mill St Waterbury, CT 06706-1449

**Objective:** Create economic opportunities  
**Outcome:** Sustainability  
**Matrix Code:** CI Building Acquisition, Construction, Rehabilitation (17C)  
**National Objective:** LMJ

**Initial Funding Date:** 07/22/2019

**Description:**

The funds will be used for construction costs for Phase 1 of the Brass City Harvest Regional Food Hub, a 6,000 square foot food washing, sterilization and packaging plant to help Connecticut farmers process their food in accordance with new FDA food safety standards.

**Financing**

	Fund Type	Grant Year	Grant	Funded Amount	Drawn In Program Year	Drawn Thru Program Year
CDBG	EN	2015	B15MC090016	\$78,507.83	\$0.00	\$78,507.83
<b>Total</b>	<b>Total</b>			<b>\$78,507.83</b>	<b>\$0.00</b>	<b>\$78,507.83</b>

**Proposed Accomplishments**

Jobs : 24

**Actual Accomplishments**

*Number assisted:*

	Owner		Renter		Total		Person	
	Total	Hispanic	Total	Hispanic	Total	Hispanic	Total	Hispanic
White:	0	0	0	0	0	0	9	0
Black/African American:	0	0	0	0	0	0	2	0
Asian:	0	0	0	0	0	0	0	0
American Indian/Alaskan Native:	0	0	0	0	0	0	0	0
Native Hawaiian/Other Pacific Islander:	0	0	0	0	0	0	0	0
American Indian/Alaskan Native & White:	0	0	0	0	0	0	0	0
Asian White:	0	0	0	0	0	0	0	0
Black/African American & White:	0	0	0	0	0	0	0	0
American Indian/Alaskan Native & Black/African American:	0	0	0	0	0	0	0	0
Other multi-racial:	0	0	0	0	0	0	0	0
Asian/Pacific Islander:	0	0	0	0	0	0	0	0
Hispanic:	0	0	0	0	0	0	0	0
<b>Total:</b>	<b>0</b>	<b>0</b>	<b>0</b>	<b>0</b>	<b>0</b>	<b>0</b>	<b>11</b>	<b>0</b>
Female-headed Households:	0		0		0			



U.S. Department of Housing and Urban Development  
Office of Community Planning and Development  
Integrated Disbursement and Information System  
CDBG Activity Summary Report (GPR) for Program Year 2019  
WATERBURY

Date: 04-Nov-2020

Time: 12:18

Page: 53

*Income Category:*

	Owner	Renter	Total	Person
Extremely Low	0	0	0	0
Low Mod	0	0	0	7
Moderate	0	0	0	4
Non Low Moderate	0	0	0	0
Total	0	0	0	11
Percent Low/Mod				100.0%

**Annual Accomplishments**

Years	Accomplishment Narrative	# Benefitting
2018	A Substantial Amendment was processed in early 2019 in order to reallocate funds from BCH equipment to construction costs for Phase 1 of the Food Hub project. This was necessary to cover the construction gap for the new 6,000 square foot state of the art facility to wash, sanitize and package local farm produce to meet new USDA standards. When completed and underway, a total of 24 new jobs will be created for low and moderate income residents. Construction is expected to be completed by December 1, 2019, with the first employees to be hired within the first quarter of 2020.	
2019	The Brass City Harvest Regional Food Hub was substantially completed in February 2020 and a full Certificate of Occupancy was issued on May 22, 2020. All major equipment has been delivered and installed for the first phase of operations.	





U.S. Department of Housing and Urban Development  
Office of Community Planning and Development  
Integrated Disbursement and Information System  
CDBG Activity Summary Report (GPR) for Program Year 2019  
WATERBURY

Date: 04-Nov-2020  
Time: 12:18  
Page: 54

**PGM Year:** 2016  
**Project:** 0017 - Brass City Harvest Phase 1 Regional Food Hub  
**IDIS Activity:** 2474 - Brass City Harvest Phase 1 Regional Food Hub

**Status:** Completed 6/1/2020 12:00:00 AM  
**Location:** 359 Mill St Waterbury, CT 06706-1449

**Objective:** Create economic opportunities  
**Outcome:** Sustainability  
**Matrix Code:** CI Building Acquisition, Construction, Rehabilitation (17C)  
**National Objective:** LMJ

**Initial Funding Date:** 07/22/2019

**Description:**

The funds will be used for construction costs for Phase 1 of the Brass City Harvest Regional Food Hub, a 6,000 square foot food washing, sterilization and packaging plant to help Connecticut farmers process their food in accordance with new FDA food safety standards.

**Financing**

	Fund Type	Grant Year	Grant	Funded Amount	Drawn In Program Year	Drawn Thru Program Year
CDBG	EN	2016	B16MC090016	\$420,879.83	\$0.00	\$420,879.83
	PI			\$14,120.17	\$0.00	\$14,120.17
<b>Total</b>	<b>Total</b>			<b>\$435,000.00</b>	<b>\$0.00</b>	<b>\$435,000.00</b>

**Proposed Accomplishments**

Jobs : 24

**Actual Accomplishments**

*Number assisted:*

	Owner		Renter		Total		Person	
	Total	Hispanic	Total	Hispanic	Total	Hispanic	Total	Hispanic
White:	0	0	0	0	0	0	9	0
Black/African American:	0	0	0	0	0	0	2	0
Asian:	0	0	0	0	0	0	0	0
American Indian/Alaskan Native:	0	0	0	0	0	0	0	0
Native Hawaiian/Other Pacific Islander:	0	0	0	0	0	0	0	0
American Indian/Alaskan Native & White:	0	0	0	0	0	0	0	0
Asian White:	0	0	0	0	0	0	0	0
Black/African American & White:	0	0	0	0	0	0	0	0
American Indian/Alaskan Native & Black/African American:	0	0	0	0	0	0	0	0
Other multi-racial:	0	0	0	0	0	0	0	0
Asian/Pacific Islander:	0	0	0	0	0	0	0	0
Hispanic:	0	0	0	0	0	0	0	0
<b>Total:</b>	<b>0</b>	<b>0</b>	<b>0</b>	<b>0</b>	<b>0</b>	<b>0</b>	<b>11</b>	<b>0</b>



U.S. Department of Housing and Urban Development  
Office of Community Planning and Development  
Integrated Disbursement and Information System  
CDBG Activity Summary Report (GPR) for Program Year 2019  
WATERBURY

Date: 04-Nov-2020  
Time: 12:18  
Page: 55

Female-headed Households: 0 0 0

*Income Category:*

	Owner	Renter	Total	Person
Extremely Low	0	0	0	0
Low Mod	0	0	0	7
Moderate	0	0	0	4
Non Low Moderate	0	0	0	0
Total	0	0	0	11
Percent Low/Mod				100.0%

**Annual Accomplishments**

Years	Accomplishment Narrative	# Benefitting
2018	A Substantial Amendment was processed in early 2019 in order to reallocate funds from BCH equipment to construction costs for Phase 1 of the Food Hub project. This was necessary to cover the construction gap for the new 6,000 square foot state of the art facility to wash, sanitize and package local farm produce to meet new USDA standards. When completed and underway, a total of 24 new jobs will be created for low and moderate income residents. Construction is expected to be completed by December 1, 2019, with the first employees to be hired within the first quarter of 2020.	
2019	The Brass City Harvest Regional Food Hub was substantially completed in February 2020 and a full Certificate of Occupancy was issued on May 22, 2020. All major equipment has been delivered and installed for the first phase of operations.	



U.S. Department of Housing and Urban Development  
Office of Community Planning and Development  
Integrated Disbursement and Information System  
CDBG Activity Summary Report (GPR) for Program Year 2019  
WATERBURY

Date: 04-Nov-2020  
Time: 12:18  
Page: 56

**PGM Year:** 2018  
**Project:** 0044 - Brass City Harvest Phase 1 Regional Food Hub Project  
**IDIS Activity:** 2475 - Brass City Harvest Phase 1 Regional Food Hub

**Status:** Completed 6/1/2020 12:00:00 AM  
**Location:** 359 Mill St Waterbury, CT 06706-1449

**Objective:** Create economic opportunities  
**Outcome:** Sustainability  
**Matrix Code:** CI Building Acquisition, Construction, Rehabilitation (17C)  
**National Objective:** LMJ

**Initial Funding Date:** 07/26/2019

**Description:**

The funds will be used for construction costs for Phase 1 of the Brass City Harvest Regional Food Hub, a 6,000 square foot food washing, sterilization and packaging plant to help Connecticut farmers process their food in accordance with new FDA food safety standards.

**Financing**

	Fund Type	Grant Year	Grant	Funded Amount	Drawn In Program Year	Drawn Thru Program Year
CDBG	EN	2014	B14MC090016		\$0.00	\$0.00
		2018	B18MC090016	\$300,000.00	\$283,598.31	\$300,000.00
<b>Total</b>	<b>Total</b>			<b>\$300,000.00</b>	<b>\$283,598.31</b>	<b>\$300,000.00</b>


**Proposed Accomplishments**

Jobs : 24

**Actual Accomplishments**

*Number assisted:*

	Owner		Renter		Total		Person	
	Total	Hispanic	Total	Hispanic	Total	Hispanic	Total	Hispanic
White:	0	0	0	0	0	0	9	0
Black/African American:	0	0	0	0	0	0	2	0
Asian:	0	0	0	0	0	0	0	0
American Indian/Alaskan Native:	0	0	0	0	0	0	0	0
Native Hawaiian/Other Pacific Islander:	0	0	0	0	0	0	0	0
American Indian/Alaskan Native & White:	0	0	0	0	0	0	0	0
Asian White:	0	0	0	0	0	0	0	0
Black/African American & White:	0	0	0	0	0	0	0	0
American Indian/Alaskan Native & Black/African American:	0	0	0	0	0	0	0	0
Other multi-racial:	0	0	0	0	0	0	0	0
Asian/Pacific Islander:	0	0	0	0	0	0	0	0
Hispanic:	0	0	0	0	0	0	0	0
<b>Total:</b>	<b>0</b>	<b>0</b>	<b>0</b>	<b>0</b>	<b>0</b>	<b>0</b>	<b>11</b>	<b>0</b>



U.S. Department of Housing and Urban Development  
Office of Community Planning and Development  
Integrated Disbursement and Information System  
CDBG Activity Summary Report (GPR) for Program Year 2019  
WATERBURY

Date: 04-Nov-2020

Time: 12:18

Page: 57

Female-headed Households:

0 0 0

*Income Category:*

	<b>Owner</b>	<b>Renter</b>	<b>Total</b>	<b>Person</b>
Extremely Low	0	0	0	0
Low Mod	0	0	0	7
Moderate	0	0	0	4
Non Low Moderate	0	0	0	0
Total	0	0	0	11
Percent Low/Mod				100.0%

**Annual Accomplishments**

<b>Years</b>	<b>Accomplishment Narrative</b>	<b># Benefitting</b>
2018	During the program year, a Substantial Amendment was processed in early 2019 in order to reallocate funds from the cancelled YMCA Annex at Rose Hill project to construction costs for Phase 1 of the Food Hub project. The Brass City Harvest Food Hub project was created in the CD YR 44 program as part of the Substantial Amendment. This was necessary to cover the construction gap for the new 6,000 square foot state of the art facility to wash, sanitize and package local farm produce to meet new USDA standards. When completed and underway, a total of 24 new jobs will be created for low and moderate income residents. Construction is expected to be completed by December 1, 2019, with the first employees to be hired within the first quarter of 2020.	
2019	The Brass City Harvest Regional Food Hub was substantially completed in February 2020 and a full Certificate of Occupancy was issued on May 22, 2020. All major equipment has been delivered and installed for the first phase of operations.	



U.S. Department of Housing and Urban Development  
Office of Community Planning and Development  
Integrated Disbursement and Information System  
CDBG Activity Summary Report (GPR) for Program Year 2019  
WATERBURY

Date: 04-Nov-2020  
Time: 12:18  
Page: 58

**PGM Year:** 2019  
**Project:** 0001 - CDBG- Administration  
**IDIS Activity:** 2476 - CDBG-Administration

**Status:** Open  
**Location:** ,

**Objective:**  
**Outcome:**  
**Matrix Code:** General Program Administration (21A) **National Objective:**

**Initial Funding Date:** 03/18/2020

**Description:**

This represents the administration allocation of 20% of CDBG funds for the City of Waterbury's Community Development Program to provide oversight and daily administration of the program.

**Financing**

	Fund Type	Grant Year	Grant	Funded Amount	Drawn In Program Year	Drawn Thru Program Year
CDBG	EN	2019	B19MC090016	\$104,379.65	\$93,867.30	\$93,867.30
<b>Total</b>	<b>Total</b>			<b>\$104,379.65</b>	<b>\$93,867.30</b>	<b>\$93,867.30</b>

**Proposed Accomplishments**

**Actual Accomplishments**

*Number assisted:*

	<b>Owner</b>		<b>Renter</b>		<b>Total</b>		<b>Person</b>	
	Total	Hispanic	Total	Hispanic	Total	Hispanic	Total	Hispanic
White:					0	0		
Black/African American:					0	0		
Asian:					0	0		
American Indian/Alaskan Native:					0	0		
Native Hawaiian/Other Pacific Islander:					0	0		
American Indian/Alaskan Native & White:					0	0		
Asian White:					0	0		
Black/African American & White:					0	0		
American Indian/Alaskan Native & Black/African American:					0	0		
Other multi-racial:					0	0		
Asian/Pacific Islander:					0	0		
Hispanic:					0	0		
<b>Total:</b>	<b>0</b>	<b>0</b>	<b>0</b>	<b>0</b>	<b>0</b>	<b>0</b>	<b>0</b>	<b>0</b>
Female-headed Households:					0			



U.S. Department of Housing and Urban Development  
Office of Community Planning and Development  
Integrated Disbursement and Information System  
CDBG Activity Summary Report (GPR) for Program Year 2019  
WATERBURY

Date: 04-Nov-2020

Time: 12:18

Page: 59

*Income Category:*

	Owner	Renter	Total	Person
Extremely Low			0	
Low Mod			0	
Moderate			0	
Non Low Moderate			0	
Total	0	0	0	0
Percent Low/Mod				

**Annual Accomplishments**

No data returned for this view. This might be because the applied filter excludes all data.



U.S. Department of Housing and Urban Development  
Office of Community Planning and Development  
Integrated Disbursement and Information System  
CDBG Activity Summary Report (GPR) for Program Year 2019  
WATERBURY

Date: 04-Nov-2020  
Time: 12:18  
Page: 60

**PGM Year:** 2019  
**Project:** 0002 - Brass City Harvest Food Hub Equipment  
**IDIS Activity:** 2477 - Brass City Harvest

**Status:** Open  
**Location:** 324 Mill St Waterbury, CT 06706-1213

**Objective:** Create suitable living environments  
**Outcome:** Availability/accessibility  
**Matrix Code:** Food Banks (05W)

**National Objective:** LMC

**Initial Funding Date:** 03/18/2020

**Description:**

CDBG funds will be used for the utility and insurance expenses related to year-round food production and distribution and the direct purchase of fresh food on behalf of income-eligible Waterbury senior citizens.  
400 individuals and families are served.

**Financing**

	Fund Type	Grant Year	Grant	Funded Amount	Drawn In Program Year	Drawn Thru Program Year
CDBG	EN	2019	B19MC090016	\$16,274.00	\$14,157.36	\$14,157.36
<b>Total</b>	<b>Total</b>			<b>\$16,274.00</b>	<b>\$14,157.36</b>	<b>\$14,157.36</b>


**Proposed Accomplishments**

People (General) : 400

**Actual Accomplishments**

*Number assisted:*

	<b>Owner</b>		<b>Renter</b>		<b>Total</b>		<b>Person</b>	
	Total	Hispanic	Total	Hispanic	Total	Hispanic	Total	Hispanic
White:	0	0	0	0	0	0	78	45
Black/African American:	0	0	0	0	0	0	33	0
Asian:	0	0	0	0	0	0	0	0
American Indian/Alaskan Native:	0	0	0	0	0	0	0	0
Native Hawaiian/Other Pacific Islander:	0	0	0	0	0	0	0	0
American Indian/Alaskan Native & White:	0	0	0	0	0	0	0	0
Asian White:	0	0	0	0	0	0	0	0
Black/African American & White:	0	0	0	0	0	0	0	0
American Indian/Alaskan Native & Black/African American:	0	0	0	0	0	0	0	0
Other multi-racial:	0	0	0	0	0	0	0	0
Asian/Pacific Islander:	0	0	0	0	0	0	0	0
Hispanic:	0	0	0	0	0	0	0	0
<b>Total:</b>	<b>0</b>	<b>0</b>	<b>0</b>	<b>0</b>	<b>0</b>	<b>0</b>	<b>111</b>	<b>45</b>



U.S. Department of Housing and Urban Development  
Office of Community Planning and Development  
Integrated Disbursement and Information System  
CDBG Activity Summary Report (GPR) for Program Year 2019  
WATERBURY

Date: 04-Nov-2020  
Time: 12:18  
Page: 61

Female-headed Households: 0 0 0

*Income Category:*

	<b>Owner</b>	<b>Renter</b>	<b>Total</b>	<b>Person</b>
Extremely Low	0	0	0	91
Low Mod	0	0	0	20
Moderate	0	0	0	0
Non Low Moderate	0	0	0	0
Total	0	0	0	111
Percent Low/Mod				100.0%

**Annual Accomplishments**

<b>Years</b>	<b>Accomplishment Narrative</b>	<b># Benefitting</b>
2019	The economic fallout of the Covid-19 continues to stifle some of the Brass City Harvest(BCH) programs such as nutrition and healthy cooking classes, which have now moved to a virtual class, trying to connect to as many seniors as possible. Approximately 15,000 pounds of food goes into the community each week through grocery delivery of pre-ordered items, Farmer's Market on the Green and sales on site at the Brass City Regional Food Hub. The Food Hub has also been a South End distribution site for the USDA's Farmers to Food Box Program, which has been very successful. BCH provided weekly fresh food groceries and other staples such as bread, milk and farm fresh eggs to approximately 111 seniors. BCH also provided delivery services to low income WIC households under the Farmers Market Nutrition Program.	





U.S. Department of Housing and Urban Development  
Office of Community Planning and Development  
Integrated Disbursement and Information System  
CDBG Activity Summary Report (GPR) for Program Year 2019  
WATERBURY

Date: 04-Nov-2020  
Time: 12:18  
Page: 62

**PGM Year:** 2019  
**Project:** 0003 - Catholic Charities  
**IDIS Activity:** 2478 - Catholic Charities

**Status:** Open  
**Location:** 965 S Main St Waterbury, CT 06706-1434

**Objective:** Create suitable living environments  
**Outcome:** Availability/accessibility  
**Matrix Code:** Child Care Services (05L)

**National Objective:** LMC

**Initial Funding Date:** 03/24/2020

**Description:**

CDBG funds will be used to support the salary of the direct service staff providing case management and crisis resolution services as well as the building expenses (i.e. utilities)necessary to providing services.

**Financing**

	Fund Type	Grant Year	Grant	Funded Amount	Drawn In Program Year	Drawn Thru Program Year
CDBG	EN	2019	B19MC090016	\$5,174.00	\$3,905.00	\$3,905.00
<b>Total</b>	<b>Total</b>			<b>\$5,174.00</b>	<b>\$3,905.00</b>	<b>\$3,905.00</b>

**Proposed Accomplishments**

People (General) : 300

**Actual Accomplishments**

*Number assisted:*

	<b>Owner</b>		<b>Renter</b>		<b>Total</b>		<b>Person</b>	
	Total	Hispanic	Total	Hispanic	Total	Hispanic	Total	Hispanic
White:	0	0	0	0	0	0	557	375
Black/African American:	0	0	0	0	0	0	63	11
Asian:	0	0	0	0	0	0	0	0
American Indian/Alaskan Native:	0	0	0	0	0	0	0	0
Native Hawaiian/Other Pacific Islander:	0	0	0	0	0	0	0	0
American Indian/Alaskan Native & White:	0	0	0	0	0	0	0	0
Asian White:	0	0	0	0	0	0	0	0
Black/African American & White:	0	0	0	0	0	0	0	0
American Indian/Alaskan Native & Black/African American:	0	0	0	0	0	0	0	0
Other multi-racial:	0	0	0	0	0	0	7	0
Asian/Pacific Islander:	0	0	0	0	0	0	0	0
Hispanic:	0	0	0	0	0	0	0	0
<b>Total:</b>	<b>0</b>	<b>0</b>	<b>0</b>	<b>0</b>	<b>0</b>	<b>0</b>	<b>627</b>	<b>386</b>
Female-headed Households:	0		0		0			



U.S. Department of Housing and Urban Development  
Office of Community Planning and Development  
Integrated Disbursement and Information System  
CDBG Activity Summary Report (GPR) for Program Year 2019  
WATERBURY

Date: 04-Nov-2020

Time: 12:18


Page: 63

*Income Category:*

	<b>Owner</b>	<b>Renter</b>	<b>Total</b>	<b>Person</b>
Extremely Low	0	0	0	597
Low Mod	0	0	0	30
Moderate	0	0	0	0
Non Low Moderate	0	0	0	0
Total	0	0	0	627
Percent Low/Mod				100.0%

**Annual Accomplishments**

<b>Years</b>	<b>Accomplishment Narrative</b>	<b># Benefitting</b>
2019	Catholic Charities staff has been working remotely serving clients through phone calls and virtual appointments. A monthly parent support group began via Zoom. There was an increase in households needing financial assistance due to lack of employment or reduced working hours, staff helped clients with applications for SNAP, HUSKY, WIC and cash assistance. Catholic Charities continues to build strong partnerships in the community to maintain a strong support system of support for local families.	



U.S. Department of Housing and Urban Development  
Office of Community Planning and Development  
Integrated Disbursement and Information System  
CDBG Activity Summary Report (GPR) for Program Year 2019  
WATERBURY

Date: 04-Nov-2020  
Time: 12:18  
Page: 64

**PGM Year:** 2019

**Project:** 0004 - Center for Human Development

**IDIS Activity:** 2479 - Center for Human Development

**Status:** Open

**Location:** 693 E Main St Waterbury, CT 06702-1709

**Objective:** Provide decent affordable housing

**Outcome:** Affordability

**Matrix Code:** Other Public Services Not Listed in  
05A-05Y, 03T (05Z)

**National Objective:** LMC

**Initial Funding Date:** 03/24/2020

**Description:**

This program provides a drop-in center (Hospitality Center) for homeless persons.  
It currently operates from 7:30am to 3:30pm.

Funds will be used for the salary of the community coordinator and to expand current programming into late evenings and weekends.  
The Center also serves as the City's warming center during the cold weather protocol times.

**Financing**

	Fund Type	Grant Year	Grant	Funded Amount	Drawn In Program Year	Drawn Thru Program Year
CDBG	EN	2019	B19MC090016	\$50,000.00	\$37,500.00	\$37,500.00
<b>Total</b>	<b>Total</b>			<b>\$50,000.00</b>	<b>\$37,500.00</b>	<b>\$37,500.00</b>


**Proposed Accomplishments**

People (General) : 700

**Actual Accomplishments**

*Number assisted:*

	Owner		Renter		Total		Person	
	Total	Hispanic	Total	Hispanic	Total	Hispanic	Total	Hispanic
White:	0	0	0	0	0	0	154	14
Black/African American:	0	0	0	0	0	0	73	6
Asian:	0	0	0	0	0	0	4	0
American Indian/Alaskan Native:	0	0	0	0	0	0	10	1
Native Hawaiian/Other Pacific Islander:	0	0	0	0	0	0	89	51
American Indian/Alaskan Native & White:	0	0	0	0	0	0	0	0
Asian White:	0	0	0	0	0	0	0	0
Black/African American & White:	0	0	0	0	0	0	0	0
American Indian/Alaskan Native & Black/African American:	0	0	0	0	0	0	0	0
Other multi-racial:	0	0	0	0	0	0	33	24
Asian/Pacific Islander:	0	0	0	0	0	0	0	0
Hispanic:	0	0	0	0	0	0	0	0
<b>Total:</b>	<b>0</b>	<b>0</b>	<b>0</b>	<b>0</b>	<b>0</b>	<b>0</b>	<b>363</b>	<b>96</b>



U.S. Department of Housing and Urban Development  
Office of Community Planning and Development  
Integrated Disbursement and Information System  
CDBG Activity Summary Report (GPR) for Program Year 2019  
WATERBURY

Date: 04-Nov-2020

Time: 12:18

Page: 65

Female-headed Households:

0 0 0

*Income Category:*

	Owner	Renter	Total	Person
Extremely Low	0	0	0	363
Low Mod	0	0	0	0
Moderate	0	0	0	0
Non Low Moderate	0	0	0	0
Total	0	0	0	363
Percent Low/Mod				100.0%

**Annual Accomplishments**

Years	Accomplishment Narrative	# Benefitting
2019	Center for Human Development (CHD) continues to serve a very needy population. The Hospitality Center was reopened under a tent that allowed for social distancing and continued to provide services with different expectations not only from staff but also clients. Basic services such as showers, laundry, clothing, access to internet, housing and employment still continue. CHD continues to foster and develop strong partnerships and collaborations through existing programs and services with in kind services provided by hospitals, health department, visiting nurses; all of which play a big role in the assistance that the clients are receiving.	



U.S. Department of Housing and Urban Development  
Office of Community Planning and Development  
Integrated Disbursement and Information System  
CDBG Activity Summary Report (GPR) for Program Year 2019  
WATERBURY

Date: 04-Nov-2020  
Time: 12:18  
Page: 66

**PGM Year:** 2019  
**Project:** 0005 - Connecticut Legal Services  
**IDIS Activity:** 2480 - Connecticut Legal Services

**Status:** Open  
**Location:** 85 Central Ave Waterbury, CT 06702-1202

**Objective:** Create suitable living environments  
**Outcome:** Sustainability  
**Matrix Code:** Legal Services (05C)

**National Objective:** LMC

**Initial Funding Date:** 03/18/2020

**Description:**

CDBG funds will be used for the salary and fringe of a local staff attorney who will provide legal representation and counsel to the target population under this project.  
The program will serve an estimated 56 persons.

**Financing**

	Fund Type	Grant Year	Grant	Funded Amount	Drawn In Program Year	Drawn Thru Program Year
CDBG	EN	2019	B19MC090016	\$10,088.00	\$7,405.50	\$7,405.50
<b>Total</b>	<b>Total</b>			<b>\$10,088.00</b>	<b>\$7,405.50</b>	<b>\$7,405.50</b>

**Proposed Accomplishments**

People (General) : 56

**Actual Accomplishments**

*Number assisted:*

	<b>Owner</b>		<b>Renter</b>		<b>Total</b>		<b>Person</b>	
	Total	Hispanic	Total	Hispanic	Total	Hispanic	Total	Hispanic
White:	0	0	0	0	0	0	9	8
Black/African American:	0	0	0	0	0	0	5	0
Asian:	0	0	0	0	0	0	0	0
American Indian/Alaskan Native:	0	0	0	0	0	0	0	0
Native Hawaiian/Other Pacific Islander:	0	0	0	0	0	0	0	0
American Indian/Alaskan Native & White:	0	0	0	0	0	0	0	0
Asian White:	0	0	0	0	0	0	0	0
Black/African American & White:	0	0	0	0	0	0	0	0
American Indian/Alaskan Native & Black/African American:	0	0	0	0	0	0	0	0
Other multi-racial:	0	0	0	0	0	0	2	0
Asian/Pacific Islander:	0	0	0	0	0	0	0	0
Hispanic:	0	0	0	0	0	0	0	0
<b>Total:</b>	<b>0</b>	<b>0</b>	<b>0</b>	<b>0</b>	<b>0</b>	<b>0</b>	<b>16</b>	<b>8</b>
Female-headed Households:	0		0		0			



U.S. Department of Housing and Urban Development  
Office of Community Planning and Development  
Integrated Disbursement and Information System  
CDBG Activity Summary Report (GPR) for Program Year 2019  
WATERBURY


Date: 04-Nov-2020  
Time: 12:18  
Page: 67

*Income Category:*

	Owner	Renter	Total	Person
Extremely Low	0	0	0	16
Low Mod	0	0	0	0
Moderate	0	0	0	0
Non Low Moderate	0	0	0	0
Total	0	0	0	16
Percent Low/Mod				100.0%

**Annual Accomplishments**

Years	Accomplishment Narrative	# Benefitting
2019	Connecticut Legal Services assists Waterbury individuals and families who are at a risk of becoming homeless to access the services and resources available to them in order to prevent homelessness and stabilize their housing. During this CD YR 45 CT Legal provided direct legal representation and/or advice in 16 cases affecting 34 household members (including 16 children) within the target community. CT Legal continues to work on 10 CDBG funded cases carried over from the previous program year and closed 18 cases. 8 active cases will carry into the next program year. CT Legal continues to provide outreach at the Waterbury Hospitality Center, Greater Waterbury Interfaith Ministries Soup Kitchen/ Food Pantry and Waterbury Senior Center.	



U.S. Department of Housing and Urban Development  
Office of Community Planning and Development  
Integrated Disbursement and Information System  
CDBG Activity Summary Report (GPR) for Program Year 2019  
WATERBURY

Date: 04-Nov-2020  
Time: 12:18  
Page: 68

**PGM Year:** 2019  
**Project:** 0006 - Greater Waterbury Interfaith Ministries  
**IDIS Activity:** 2481 - Greater Waterbury Interfaith Ministries

**Status:** Completed 10/28/2020 12:00:00 AM  
**Location:** 770 E Main St Waterbury, CT 06702-1742

**Objective:** Provide decent affordable housing  
**Outcome:** Affordability  
**Matrix Code:** Food Banks (05W)

**National Objective:** LMC

**Initial Funding Date:** 03/18/2020

**Description:**

CDBG funding will be used for soup kitchen and food pantry food purchases, soup kitchen supplies, direct staff salaries and utilities. There will be an estimated 3,150 beneficiaries.

**Financing**

	Fund Type	Grant Year	Grant	Funded Amount	Drawn In Program Year	Drawn Thru Program Year
CDBG	EN	2019	B19MC090016	\$50,848.00	\$50,848.00	\$50,848.00
<b>Total</b>	<b>Total</b>			<b>\$50,848.00</b>	<b>\$50,848.00</b>	<b>\$50,848.00</b>


**Proposed Accomplishments**

People (General) : 3,150

**Actual Accomplishments**

*Number assisted:*

	<b>Owner</b>		<b>Renter</b>		<b>Total</b>		<b>Person</b>	
	Total	Hispanic	Total	Hispanic	Total	Hispanic	Total	Hispanic
White:	0	0	0	0	0	0	1,658	874
Black/African American:	0	0	0	0	0	0	533	0
Asian:	0	0	0	0	0	0	15	0
American Indian/Alaskan Native:	0	0	0	0	0	0	29	0
Native Hawaiian/Other Pacific Islander:	0	0	0	0	0	0	0	0
American Indian/Alaskan Native & White:	0	0	0	0	0	0	0	0
Asian White:	0	0	0	0	0	0	0	0
Black/African American & White:	0	0	0	0	0	0	0	0
American Indian/Alaskan Native & Black/African American:	0	0	0	0	0	0	1	0
Other multi-racial:	0	0	0	0	0	0	21	0
Asian/Pacific Islander:	0	0	0	0	0	0	0	0
Hispanic:	0	0	0	0	0	0	0	0
<b>Total:</b>	<b>0</b>	<b>0</b>	<b>0</b>	<b>0</b>	<b>0</b>	<b>0</b>	<b>2,257</b>	<b>874</b>
Female-headed Households:	0		0		0			



U.S. Department of Housing and Urban Development  
Office of Community Planning and Development  
Integrated Disbursement and Information System  
CDBG Activity Summary Report (GPR) for Program Year 2019  
WATERBURY

Date: 04-Nov-2020  
Time: 12:18  
Page: 69

*Income Category:*

	Owner	Renter	Total	Person
Extremely Low	0	0	0	2,257
Low Mod	0	0	0	0
Moderate	0	0	0	0
Non Low Moderate	0	0	0	0
Total	0	0	0	2,257
Percent Low/Mod				100.0%

**Annual Accomplishments**

Years	Accomplishment Narrative	# Benefitting
2019	Greater Waterbury Interfaith Ministries (GWIM) emergency Food Pantry and Soup Kitchen served 2257 unduplicated clients during CD YR 45. The Soup Kitchen operates seven days a week offering a daily balanced meal, providing an average of 494 meals per day. The GWIM Food Pantry provides a four day supply of food per family member and is distributed each Monday from 7:30am-1:30pm; for the first three Mondays food is distributed to clients on an emergency basis and on the last Monday of each month, they are open to the public. The numbers for both the Food Pantry and the Soup Kitchen remain steady each month. GWIM succeeded their goals for both programs by providing 180,483 meals through the Soup Kitchen and 198,936 meals through the Emergency Food Pantry.	





U.S. Department of Housing and Urban Development  
Office of Community Planning and Development  
Integrated Disbursement and Information System  
CDBG Activity Summary Report (GPR) for Program Year 2019  
WATERBURY

Date: 04-Nov-2020  
Time: 12:18  
Page: 70

**PGM Year:** 2019  
**Project:** 0007 - Hispanic Coalition  
**IDIS Activity:** 2482 - Hispanic Coalition

**Status:** Completed 10/28/2020 12:00:00 AM  
**Location:** 135 E Liberty St Waterbury, CT 06706-1301

**Objective:** Create suitable living environments  
**Outcome:** Availability/accessibility  
**Matrix Code:** Senior Services (05A)

**National Objective:** LMC

**Initial Funding Date:** 03/24/2020

**Description:**

CDBG funds will be used for the salary of a full-time Case Manager.  
The program provides case management services to the Hispanic population in the City's South End neighborhood.

**Financing**

	Fund Type	Grant Year	Grant	Funded Amount	Drawn In Program Year	Drawn Thru Program Year
CDBG	EN	2019	B19MC090016	\$11,174.00	\$11,174.00	\$11,174.00
<b>Total</b>	<b>Total</b>			<b>\$11,174.00</b>	<b>\$11,174.00</b>	<b>\$11,174.00</b>

**Proposed Accomplishments**

People (General) : 1,000

**Actual Accomplishments**

*Number assisted:*

	<b>Owner</b>		<b>Renter</b>		<b>Total</b>		<b>Person</b>	
	Total	Hispanic	Total	Hispanic	Total	Hispanic	Total	Hispanic
White:	0	0	0	0	0	0	6,555	6,555
Black/African American:	0	0	0	0	0	0	72	72
Asian:	0	0	0	0	0	0	0	0
American Indian/Alaskan Native:	0	0	0	0	0	0	0	0
Native Hawaiian/Other Pacific Islander:	0	0	0	0	0	0	0	0
American Indian/Alaskan Native & White:	0	0	0	0	0	0	0	0
Asian White:	0	0	0	0	0	0	0	0
Black/African American & White:	0	0	0	0	0	0	0	0
American Indian/Alaskan Native & Black/African American:	0	0	0	0	0	0	0	0
Other multi-racial:	0	0	0	0	0	0	22	22
Asian/Pacific Islander:	0	0	0	0	0	0	0	0
Hispanic:	0	0	0	0	0	0	0	0
<b>Total:</b>	<b>0</b>	<b>0</b>	<b>0</b>	<b>0</b>	<b>0</b>	<b>0</b>	<b>6,649</b>	<b>6,649</b>
Female-headed Households:	0		0		0			



U.S. Department of Housing and Urban Development  
Office of Community Planning and Development  
Integrated Disbursement and Information System  
CDBG Activity Summary Report (GPR) for Program Year 2019  
WATERBURY


Date: 04-Nov-2020  
Time: 12:18  
Page: 71

*Income Category:*

	Owner	Renter	Total	Person
Extremely Low	0	0	0	838
Low Mod	0	0	0	5,809
Moderate	0	0	0	2
Non Low Moderate	0	0	0	0
Total	0	0	0	6,649
Percent Low/Mod				100.0%

**Annual Accomplishments**

Years	Accomplishment Narrative	# Benefitting
2019	During CD YR 45, Hispanic Coalition (HC) has handled the COVID-19 situation using phone calls as often as possible, rather than in person Case Management services. Changes have been made and clients are being served via phone call and emails when possible. During each call the individuals needs are addressed and it is determined whether any additional services are required. Case Management services included document completion, referrals, translation, phone calls, advocating, job and apartment search, covering some apartment deposits as well as funeral expenses. The Senior Program remains closed due to COVID. HC partners with CIRI (Connecticut Institute for Refugees and Immigrants) to provide clients with the ability to obtain necessary services through their internal referral system for immigration assistance; this service is offered twice a week to clients. A total of 6649 clients were assisted during this program year.	



U.S. Department of Housing and Urban Development  
Office of Community Planning and Development  
Integrated Disbursement and Information System  
CDBG Activity Summary Report (GPR) for Program Year 2019  
WATERBURY

Date: 04-Nov-2020  
Time: 12:18  
Page: 72

**PGM Year:** 2019  
**Project:** 0008 - Literacy Volunteers of America, Inc.  
**IDIS Activity:** 2483 - Literacy Volunteers

**Status:** Completed 10/28/2020 12:00:00 AM  
**Location:** 267 Grand St Waterbury, CT 06702-1917

**Objective:** Create suitable living environments  
**Outcome:** Sustainability  
**Matrix Code:** Employment Training (05H)

**National Objective:** LMC

**Initial Funding Date:** 12/23/2019

**Description:**

CDBG funds will be used for salary support to train tutors, register students, provide on-going support to tutors and students and to purchase educational materials.  
The program provides literacy tutoring through the efforts of volunteers.  
The program will serve 200 persons annually.

**Financing**

	Fund Type	Grant Year	Grant	Funded Amount	Drawn In Program Year	Drawn Thru Program Year
CDBG	EN	2014	B14MC090016		\$0.00	\$0.00
		2019	B19MC090016	\$4,786.00	\$4,786.00	\$4,786.00
<b>Total</b>	<b>Total</b>			<b>\$4,786.00</b>	<b>\$4,786.00</b>	<b>\$4,786.00</b>

**Proposed Accomplishments**

People (General) : 200

**Actual Accomplishments**

Number assisted:

	Owner		Renter		Total		Person	
	Total	Hispanic	Total	Hispanic	Total	Hispanic	Total	Hispanic
White:	0	0	0	0	0	0	81	57
Black/African American:	0	0	0	0	0	0	13	4
Asian:	0	0	0	0	0	0	9	0
American Indian/Alaskan Native:	0	0	0	0	0	0	0	0
Native Hawaiian/Other Pacific Islander:	0	0	0	0	0	0	0	0
American Indian/Alaskan Native & White:	0	0	0	0	0	0	0	0
Asian White:	0	0	0	0	0	0	0	0
Black/African American & White:	0	0	0	0	0	0	2	2
American Indian/Alaskan Native & Black/African American:	0	0	0	0	0	0	1	0
Other multi-racial:	0	0	0	0	0	0	59	51
Asian/Pacific Islander:	0	0	0	0	0	0	0	0
Hispanic:	0	0	0	0	0	0	0	0
<b>Total:</b>	<b>0</b>	<b>0</b>	<b>0</b>	<b>0</b>	<b>0</b>	<b>0</b>	<b>165</b>	<b>114</b>



U.S. Department of Housing and Urban Development  
Office of Community Planning and Development  
Integrated Disbursement and Information System  
CDBG Activity Summary Report (GPR) for Program Year 2019  
WATERBURY

Date: 04-Nov-2020

Time: 12:18

Page: 73

Female-headed Households:


0 0 0

*Income Category:*

	Owner	Renter	Total	Person
Extremely Low	0	0	0	125
Low Mod	0	0	0	30
Moderate	0	0	0	8
Non Low Moderate	0	0	0	2
Total	0	0	0	165
Percent Low/Mod				98.8%

**Annual Accomplishments**

Years	Accomplishment Narrative	# Benefitting
2019	Literacy Volunteers had 165 adult learners that have increased access to educational and economic opportunities. During the second half of CD YR 45 Literacy Volunteers (LV), no new tutor trainings were conducted as the Literacy space is still closed to the public due to COVID -19. Literacy awaits the approval of the Library Director and following safety guidelines of the State of CT to reopen the building for public access, at which time LV will reach out to all students to match them with a level of learning that they and the staff are comfortable with. At the close of CD YR 45, only 2 of the staff have returned to LV, but with hopes that despite the staff reduction they will be able to serve as many adult learners as possible going forward. Classes will now be offered in person and/or virtually depending on the comfort level of the student and tutor. LV will be providing PPE to all tutors and students and will provide additional training for distance learning as necessary.	



U.S. Department of Housing and Urban Development  
Office of Community Planning and Development  
Integrated Disbursement and Information System  
CDBG Activity Summary Report (GPR) for Program Year 2019  
WATERBURY

Date: 04-Nov-2020  
Time: 12:18  
Page: 74

**PGM Year:** 2019  
**Project:** 0009 - Manufacturing Alliance Service Corporation (MASC)  
**IDIS Activity:** 2484 - Manufacturing Alliance Service Corp. MASC

**Status:** Completed 10/28/2020 12:00:00 AM  
**Location:** 173 Interstate Ln Waterbury, CT 06705-2661

**Objective:** Create economic opportunities  
**Outcome:** Sustainability  
**Matrix Code:** Employment Training (05H)

**National Objective:** LMC

**Initial Funding Date:** 03/24/2020

**Description:**

CDBG funds will be used to pay the tuition for 13 additional students to attend the manufacturing program.  
Tuition covers teacher salaries, equipment and materials.

**Financing**

	Fund Type	Grant Year	Grant	Funded Amount	Drawn In Program Year	Drawn Thru Program Year
CDBG	EN	2019	B19MC090016	\$51,350.00	\$51,350.00	\$51,350.00
<b>Total</b>	<b>Total</b>			<b>\$51,350.00</b>	<b>\$51,350.00</b>	<b>\$51,350.00</b>

**Proposed Accomplishments**

People (General) : 13

**Actual Accomplishments**

*Number assisted:*

	<b>Owner</b>		<b>Renter</b>		<b>Total</b>		<b>Person</b>	
	Total	Hispanic	Total	Hispanic	Total	Hispanic	Total	Hispanic
White:	0	0	0	0	0	0	7	5
Black/African American:	0	0	0	0	0	0	3	0
Asian:	0	0	0	0	0	0	0	0
American Indian/Alaskan Native:	0	0	0	0	0	0	0	0
Native Hawaiian/Other Pacific Islander:	0	0	0	0	0	0	0	0
American Indian/Alaskan Native & White:	0	0	0	0	0	0	0	0
Asian White:	0	0	0	0	0	0	0	0
Black/African American & White:	0	0	0	0	0	0	1	0
American Indian/Alaskan Native & Black/African American:	0	0	0	0	0	0	0	0
Other multi-racial:	0	0	0	0	0	0	2	0
Asian/Pacific Islander:	0	0	0	0	0	0	0	0
Hispanic:	0	0	0	0	0	0	0	0
<b>Total:</b>	<b>0</b>	<b>0</b>	<b>0</b>	<b>0</b>	<b>0</b>	<b>0</b>	<b>13</b>	<b>5</b>
Female-headed Households:	0		0		0			



U.S. Department of Housing and Urban Development  
Office of Community Planning and Development  
Integrated Disbursement and Information System  
CDBG Activity Summary Report (GPR) for Program Year 2019  
WATERBURY


Date: 04-Nov-2020  
Time: 12:18  
Page: 75

*Income Category:*

	Owner	Renter	Total	Person
Extremely Low	0	0	0	11
Low Mod	0	0	0	2
Moderate	0	0	0	0
Non Low Moderate	0	0	0	0
Total	0	0	0	13
Percent Low/Mod				100.0%

**Annual Accomplishments**

Years	Accomplishment Narrative	# Benefitting
2019	The Manufacturing Alliance Service Corporation (MASC) CNC Entry Level Program is an educational opportunity for students to earn entry level skills in the field of manufacturing. Successful students will complete 60 hours in blueprint reading, 60 hours Math Theory and 120 hours of hands on training in the MASC tool room and also on CNC milling lathes. Students are tested and receive a NIMS Certification. The State of CT has allowed Technical Schools to reopen based on compliance with the State and CDC guidelines due to COVID 19. MASC has adapted by working with U-SME to implement a virtual on line class offering. 50% of the students are doing on line and the other 50% are learning on site, which helps to adhere to social distancing guidelines. Students entering the building are screened daily for temperature and the proper utilization of masks. 13 students were enrolled in the program, only 12 graduated as 1 student passed away.	



U.S. Department of Housing and Urban Development  
Office of Community Planning and Development  
Integrated Disbursement and Information System  
CDBG Activity Summary Report (GPR) for Program Year 2019  
WATERBURY

Date: 04-Nov-2020  
Time: 12:18  
Page: 76

**PGM Year:** 2019  
**Project:** 0010 - Safe Haven  
**IDIS Activity:** 2485 - Safe Haven

**Status:** Completed 10/28/2020 12:00:00 AM  
**Location:** 29 Central Ave Waterbury, CT 06702-1221

**Objective:** Create suitable living environments  
**Outcome:** Sustainability  
**Matrix Code:** Services for victims of domestic violence, dating violence, sexual assault or stalking (05G)

**National Objective:** LMC

**Initial Funding Date:** 12/23/2019

**Description:**

CDBG funds will be used to pay for utilities, office supplies and insurance.  
This program provides advocacy and counselling for victims of domestic violence and sexual assault including 24-hour intervention.  
The funds will be used to support program implementation.  
The program will assist 300 people annually.

**Financing**

	Fund Type	Grant Year	Grant	Funded Amount	Drawn In Program Year	Drawn Thru Program Year
CDBG	EN	2014	B14MC090016		\$0.00	\$0.00
		2019	B19MC090016	\$8,917.00	\$8,917.00	\$8,917.00
<b>Total</b>	<b>Total</b>			<b>\$8,917.00</b>	<b>\$8,917.00</b>	<b>\$8,917.00</b>

**Proposed Accomplishments**

People (General) : 300

**Actual Accomplishments**

*Number assisted:*

	Owner		Renter		Total		Person	
	Total	Hispanic	Total	Hispanic	Total	Hispanic	Total	Hispanic
White:	0	0	0	0	0	0	310	96
Black/African American:	0	0	0	0	0	0	80	12
Asian:	0	0	0	0	0	0	5	0
American Indian/Alaskan Native:	0	0	0	0	0	0	2	1
Native Hawaiian/Other Pacific Islander:	0	0	0	0	0	0	1	0
American Indian/Alaskan Native & White:	0	0	0	0	0	0	0	0
Asian White:	0	0	0	0	0	0	1	0
Black/African American & White:	0	0	0	0	0	0	2	0
American Indian/Alaskan Native & Black/African American:	0	0	0	0	0	0	8	0
Other multi-racial:	0	0	0	0	0	0	41	37
Asian/Pacific Islander:	0	0	0	0	0	0	0	0
Hispanic:	0	0	0	0	0	0	0	0



U.S. Department of Housing and Urban Development  
Office of Community Planning and Development  
Integrated Disbursement and Information System  
CDBG Activity Summary Report (GPR) for Program Year 2019  
WATERBURY

Date: 04-Nov-2020  
Time: 12:18  
Page: 77

<b>Total:</b>	<b>0</b>	<b>0</b>	<b>0</b>	<b>0</b>	<b>0</b>	<b>0</b>	<b>450</b>	<b>146</b>
---------------	----------	----------	----------	----------	----------	----------	------------	------------

Female-headed Households:	0		0		0			
---------------------------	---	--	---	--	---	--	--	--

*Income Category:*

	Owner	Renter	Total	Person
Extremely Low	0	0	0	241
Low Mod	0	0	0	117
Moderate	0	0	0	48
Non Low Moderate	0	0	0	44
Total	0	0	0	450
Percent Low/Mod				90.2%

**Annual Accomplishments**

Years	Accomplishment Narrative	# Benefitting
2019	Safe Haven (SH) continues to work diligently to create a safe environment for their clients during the COVID pandemic. Staff is still working remotely except for a few visits to the office with social distancing. SH has pivoted quickly during this period to keep services available by offering video or telephone counseling, virtual accompaniment for hospital calls following a sexual assault, providing groups via Zoom, etc. SH continues to do community outreach at various locations in the area, the goal is to make people aware of our services and to connect victims directly to an advocate if needed. Advocates had a weekly session scheduled via Zoom for the clients of the Hospitality Center and also St. Vincent DePaul that were being housed at the Marriott. 92% of clients felt emotionally supported at the end of an in-person or phone counseling session. 88% of victims who attend a minimum of 3 counseling sessions can identify 3 or more ways to increase their safety. 82% of victims who attend a minimum of 5 counseling sessions can identify at least three outside resources for benefits, housing, legal, etc.	





U.S. Department of Housing and Urban Development  
Office of Community Planning and Development  
Integrated Disbursement and Information System  
CDBG Activity Summary Report (GPR) for Program Year 2019  
WATERBURY

Date: 04-Nov-2020  
Time: 12:18  
Page: 78

**PGM Year:** 2019  
**Project:** 0011 - Salvation Army  
**IDIS Activity:** 2486 - Salvation Army

**Status:** Completed 10/28/2020 12:00:00 AM  
**Location:** 74 Central Ave Waterbury, CT 06702-1207

**Objective:** Create suitable living environments  
**Outcome:** Sustainability  
**Matrix Code:** Food Banks (05W)

**National Objective:** LMC

**Initial Funding Date:** 03/18/2020

**Description:**

CDBG funds will be used for a portion of the salary for the Emergency Assistance Case Worker, as well as a smaller portion for the Administrative Assistant who handles all statistics, reporting and applications.  
Funds will also be used to cover food costs.  
The program will assist 1,710 people annually.

**Financing**

	Fund Type	Grant Year	Grant	Funded Amount	Drawn In Program Year	Drawn Thru Program Year
CDBG	EN	2019	B19MC090016	\$9,786.00	\$9,786.00	\$9,786.00
<b>Total</b>	<b>Total</b>			<b>\$9,786.00</b>	<b>\$9,786.00</b>	<b>\$9,786.00</b>

**Proposed Accomplishments**

People (General) : 1,710

**Actual Accomplishments**

*Number assisted:*

	Owner		Renter		Total		Person	
	Total	Hispanic	Total	Hispanic	Total	Hispanic	Total	Hispanic
White:	0	0	0	0	0	0	247	59
Black/African American:	0	0	0	0	0	0	274	65
Asian:	0	0	0	0	0	0	0	0
American Indian/Alaskan Native:	0	0	0	0	0	0	0	0
Native Hawaiian/Other Pacific Islander:	0	0	0	0	0	0	0	0
American Indian/Alaskan Native & White:	0	0	0	0	0	0	0	0
Asian White:	0	0	0	0	0	0	0	0
Black/African American & White:	0	0	0	0	0	0	0	0
American Indian/Alaskan Native & Black/African American:	0	0	0	0	0	0	0	0
Other multi-racial:	0	0	0	0	0	0	420	420
Asian/Pacific Islander:	0	0	0	0	0	0	0	0
Hispanic:	0	0	0	0	0	0	0	0
<b>Total:</b>	<b>0</b>	<b>0</b>	<b>0</b>	<b>0</b>	<b>0</b>	<b>0</b>	<b>941</b>	<b>544</b>



U.S. Department of Housing and Urban Development  
Office of Community Planning and Development  
Integrated Disbursement and Information System  
CDBG Activity Summary Report (GPR) for Program Year 2019  
WATERBURY

Date: 04-Nov-2020  
Time: 12:18  
Page: 79


Female-headed Households: 0 0 0

*Income Category:*

	<b>Owner</b>	<b>Renter</b>	<b>Total</b>	<b>Person</b>
Extremely Low	0	0	0	424
Low Mod	0	0	0	455
Moderate	0	0	0	62
Non Low Moderate	0	0	0	0
Total	0	0	0	941
Percent Low/Mod				100.0%

**Annual Accomplishments**

<b>Years</b>	<b>Accomplishment Narrative</b>	<b># Benefitting</b>
2019	Salvation Army Food Pantry is currently open 3 days a week, Monday, Wednesday and Friday 9am - 12pm, there has been a large increase in families seeking food assistance due to COVID. Salvation Army also provides information about other local food sources that are available in the community. Financial and food donations from the local community have helped to fill the gap during these difficult times. Salvation Army continues to work with the Food Resources Committee to ensure that we are meeting all the requirements of the food bank. The Food pantry is seeing more need for food as families double up and more people need to be fed. Case Mangers meet with each head of household to complete the necessary intake paperwork; appropriate referrals are given to clients to provide any help they may need.	



U.S. Department of Housing and Urban Development  
Office of Community Planning and Development  
Integrated Disbursement and Information System  
CDBG Activity Summary Report (GPR) for Program Year 2019  
WATERBURY

Date: 04-Nov-2020  
Time: 12:18  
Page: 80

**PGM Year:** 2019  
**Project:** 0012 - Shakesperience Productions, Inc.  
**IDIS Activity:** 2487 - Shakesperience Productions

**Status:** Completed 10/28/2020 12:00:00 AM  
**Location:** 117 Bank St Waterbury, CT 06702-2205

**Objective:** Create suitable living environments  
**Outcome:** Sustainability  
**Matrix Code:** Youth Services (05D)

**National Objective:** LMC

**Initial Funding Date:** 12/23/2019

**Description:**

CDBG funds will be used to underwrite the salaries and housing of resident artists (2) and the education manager who trains and supervises the program, as well as the occupancy expenses for the Shakesperience Studio at the times that the program is conducted.

The program will serve 30 youth.

**Financing**

	Fund Type	Grant Year	Grant	Funded Amount	Drawn In Program Year	Drawn Thru Program Year
CDBG	EN	2014	B14MC090016		\$0.00	\$0.00
		2019	B19MC090016	\$8,000.00	\$8,000.00	\$8,000.00
<b>Total</b>	<b>Total</b>			<b>\$8,000.00</b>	<b>\$8,000.00</b>	<b>\$8,000.00</b>


**Proposed Accomplishments**

People (General) : 30

**Actual Accomplishments**

*Number assisted:*

	Owner		Renter		Total		Person	
	Total	Hispanic	Total	Hispanic	Total	Hispanic	Total	Hispanic
White:	0	0	0	0	0	0	14	5
Black/African American:	0	0	0	0	0	0	1	1
Asian:	0	0	0	0	0	0	0	0
American Indian/Alaskan Native:	0	0	0	0	0	0	0	0
Native Hawaiian/Other Pacific Islander:	0	0	0	0	0	0	0	0
American Indian/Alaskan Native & White:	0	0	0	0	0	0	0	0
Asian White:	0	0	0	0	0	0	0	0
Black/African American & White:	0	0	0	0	0	0	0	0
American Indian/Alaskan Native & Black/African American:	0	0	0	0	0	0	0	0
Other multi-racial:	0	0	0	0	0	0	0	0
Asian/Pacific Islander:	0	0	0	0	0	0	0	0
Hispanic:	0	0	0	0	0	0	0	0
<b>Total:</b>	<b>0</b>	<b>0</b>	<b>0</b>	<b>0</b>	<b>0</b>	<b>0</b>	<b>15</b>	<b>6</b>



U.S. Department of Housing and Urban Development  
Office of Community Planning and Development  
Integrated Disbursement and Information System  
CDBG Activity Summary Report (GPR) for Program Year 2019  
WATERBURY

Date: 04-Nov-2020

Time: 12:18

Page: 81

Female-headed Households:

0 0 0

*Income Category:*

	<b>Owner</b>	<b>Renter</b>	<b>Total</b>	<b>Person</b>
Extremely Low	0	0	0	8
Low Mod	0	0	0	0
Moderate	0	0	0	2
Non Low Moderate	0	0	0	5
Total	0	0	0	15
Percent Low/Mod				66.7%

**Annual Accomplishments**

<b>Years</b>	<b>Accomplishment Narrative</b>	<b># Benefitting</b>
2019	Shakesperience utilizes CDBG funding for scholarships for 30 students to enroll in acting intensives classes. 15 students have been enrolled. Due to the COVID-19 Pandemic Shakesperience is utilizing remote learning for the Acting Intensives classes. Getting new students to sign up has been challenging due to the schools being closed, once schools reopen more students will hear about the program.	



U.S. Department of Housing and Urban Development  
Office of Community Planning and Development  
Integrated Disbursement and Information System  
CDBG Activity Summary Report (GPR) for Program Year 2019  
WATERBURY

Date: 04-Nov-2020  
Time: 12:18  
Page: 82

**PGM Year:** 2019  
**Project:** 0013 - Walnut Orange Walsh NRZ (WOW)  
**IDIS Activity:** 2488 - Walnut Orange Walsh-WOW Community Center

**Status:** Open  
**Location:** 308 Walnut St Waterbury, CT 06704-3725

**Objective:** Create suitable living environments  
**Outcome:** Availability/accessibility  
**Matrix Code:** Youth Services (05D)

**National Objective:** LMC

**Initial Funding Date:** 03/24/2020

**Description:**

CDBG funds will be used for utilities and insurance.  
This program serves neighborhood youth with afterschool activities and education in its learning center.  
IT also provides information on social programs and housing issues to the general neighborhood population.  
The program will serve 35 youth annually.

**Financing**

	Fund Type	Grant Year	Grant	Funded Amount	Drawn In Program Year	Drawn Thru Program Year
CDBG	EN	2019	B19MC090016	\$8,917.00	\$0.00	\$0.00
<b>Total</b>	<b>Total</b>			<b>\$8,917.00</b>	<b>\$0.00</b>	<b>\$0.00</b>

**Proposed Accomplishments**

People (General) : 35

**Actual Accomplishments**

*Number assisted:*

	Owner		Renter		Total		Person	
	Total	Hispanic	Total	Hispanic	Total	Hispanic	Total	Hispanic
White:	0	0	0	0	0	0	3	0
Black/African American:	0	0	0	0	0	0	6	0
Asian:	0	0	0	0	0	0	0	0
American Indian/Alaskan Native:	0	0	0	0	0	0	0	0
Native Hawaiian/Other Pacific Islander:	0	0	0	0	0	0	0	0
American Indian/Alaskan Native & White:	0	0	0	0	0	0	0	0
Asian White:	0	0	0	0	0	0	0	0
Black/African American & White:	0	0	0	0	0	0	0	0
American Indian/Alaskan Native & Black/African American:	0	0	0	0	0	0	0	0
Other multi-racial:	0	0	0	0	0	0	16	0
Asian/Pacific Islander:	0	0	0	0	0	0	0	0
Hispanic:	0	0	0	0	0	0	0	0
<b>Total:</b>	<b>0</b>	<b>0</b>	<b>0</b>	<b>0</b>	<b>0</b>	<b>0</b>	<b>25</b>	<b>0</b>



U.S. Department of Housing and Urban Development  
Office of Community Planning and Development  
Integrated Disbursement and Information System  
CDBG Activity Summary Report (GPR) for Program Year 2019  
WATERBURY

Date: 04-Nov-2020

Time: 12:18

Page: 83

Female-headed Households:

0 0 0

*Income Category:*

	<b>Owner</b>	<b>Renter</b>	<b>Total</b>	<b>Person</b>
Extremely Low	0	0	0	25
Low Mod	0	0	0	0
Moderate	0	0	0	0
Non Low Moderate	0	0	0	0
Total	0	0	0	25
Percent Low/Mod				100.0%

**Annual Accomplishments**

<b>Years</b>	<b>Accomplishment Narrative</b>	<b># Benefitting</b>
2019	Walnut Orange Walsh (WOW)served 25 children during this fist quarter of CD YR 45. Help with homework is a daily part of the many activities offered at WOW, the children also learned about bullying, family tree activities, the first Thanksgiving as well as a family Christmas dinner offered to the whole neighborhood.	



U.S. Department of Housing and Urban Development  
Office of Community Planning and Development  
Integrated Disbursement and Information System  
CDBG Activity Summary Report (GPR) for Program Year 2019  
WATERBURY

Date: 04-Nov-2020  
Time: 12:18  
Page: 84

**PGM Year:** 2019  
**Project:** 0014 - Waterbury Senior Shuttle  
**IDIS Activity:** 2489 - Waterbury Senior Shuttle

**Status:** Completed 10/28/2020 12:00:00 AM  
**Location:** 235 Grand St Room C-29 Waterbury, CT 06702-1915

**Objective:** Create suitable living environments  
**Outcome:** Sustainability  
**Matrix Code:** Senior Services (05A)

**National Objective:** LMC

**Initial Funding Date:** 12/23/2019

**Description:**

CDBG funds will be used for on demand response transportation for senior citizens.  
Trips are for medical appointments, grocery shopping and recreation.  
Funds will be used for transportation costs to provide up to 650 rides per month.  
This program provides curb to curb and door to door transportation service with medical appointments as a priority.  
The program serves 400 people annually.  
The City will provide \$50,093 to the program.

**Financing**

	Fund Type	Grant Year	Grant	Funded Amount	Drawn In Program Year	Drawn Thru Program Year
CDBG	EN	2019	B19MC090016	\$74,907.00	\$74,907.00	\$74,907.00
<b>Total</b>	<b>Total</b>			<b>\$74,907.00</b>	<b>\$74,907.00</b>	<b>\$74,907.00</b>


**Proposed Accomplishments**

People (General) : 400

**Actual Accomplishments**

*Number assisted:*

	Owner		Renter		Total		Person	
	Total	Hispanic	Total	Hispanic	Total	Hispanic	Total	Hispanic
White:	0	0	0	0	0	0	213	30
Black/African American:	0	0	0	0	0	0	70	1
Asian:	0	0	0	0	0	0	5	0
American Indian/Alaskan Native:	0	0	0	0	0	0	0	0
Native Hawaiian/Other Pacific Islander:	0	0	0	0	0	0	2	0
American Indian/Alaskan Native & White:	0	0	0	0	0	0	0	0
Asian White:	0	0	0	0	0	0	0	0
Black/African American & White:	0	0	0	0	0	0	0	0
American Indian/Alaskan Native & Black/African American:	0	0	0	0	0	0	0	0
Other multi-racial:	0	0	0	0	0	0	6	1
Asian/Pacific Islander:	0	0	0	0	0	0	0	0



U.S. Department of Housing and Urban Development  
Office of Community Planning and Development  
Integrated Disbursement and Information System  
CDBG Activity Summary Report (GPR) for Program Year 2019  
WATERBURY

Date: 04-Nov-2020

Time: 12:18

Page: 85

Hispanic:	0	0	0	0	0	0	0	0
<b>Total:</b>	<b>0</b>	<b>0</b>	<b>0</b>	<b>0</b>	<b>0</b>	<b>0</b>	<b>296</b>	<b>32</b>

Female-headed Households:	0	0	0	0	0	0	0	0
---------------------------	---	---	---	---	---	---	---	---

*Income Category:*

	<b>Owner</b>	<b>Renter</b>	<b>Total</b>	<b>Person</b>
Extremely Low	0	0	0	225
Low Mod	0	0	0	61
Moderate	0	0	0	10
Non Low Moderate	0	0	0	0
Total	0	0	0	296
Percent Low/Mod				100.0%

**Annual Accomplishments**

<b>Years</b>	<b>Accomplishment Narrative</b>	<b># Benefitting</b>
2019	The Waterbury Senior Shuttle offers a transportation program for Waterbury seniors. During this first three quarters of CD YR 45, 296 unduplicated seniors have utilized the program. Enrollment continues to increase daily. COVID-19 seems to have slowed the ridership down a bit as seniors choose to shelter in place, but the program is still fully operational.	





U.S. Department of Housing and Urban Development  
Office of Community Planning and Development  
Integrated Disbursement and Information System  
CDBG Activity Summary Report (GPR) for Program Year 2019  
WATERBURY

Date: 04-Nov-2020  
Time: 12:18  
Page: 86

**PGM Year:** 2019  
**Project:** 0015 - Waterbury Youth Service System  
**IDIS Activity:** 2490 - Waterbury Youth Services

**Status:** Open  
**Location:** 83 Prospect St Waterbury, CT 06702-1326

**Objective:** Create suitable living environments  
**Outcome:** Availability/accessibility  
**Matrix Code:** Youth Services (05D)

**National Objective:** LMC

**Initial Funding Date:** 03/18/2020

**Description:**

CDBG funds will be used to increase the capacity of case management services, including truancy prevention and counselling, by increasing the hours for a case manager and partnering with the Waterbury Department of Education to provide an out of school suspension program for middle school youth.

**Financing**

	Fund Type	Grant Year	Grant	Funded Amount	Drawn In Program Year	Drawn Thru Program Year
CDBG	EN	2019	B19MC090016	\$8,917.00	\$6,687.75	\$6,687.75
<b>Total</b>	<b>Total</b>			<b>\$8,917.00</b>	<b>\$6,687.75</b>	<b>\$6,687.75</b>

**Proposed Accomplishments**

People (General) : 333

**Actual Accomplishments**

*Number assisted:*

	<b>Owner</b>		<b>Renter</b>		<b>Total</b>		<b>Person</b>	
	Total	Hispanic	Total	Hispanic	Total	Hispanic	Total	Hispanic
White:	0	0	0	0	0	0	28	18
Black/African American:	0	0	0	0	0	0	23	12
Asian:	0	0	0	0	0	0	1	0
American Indian/Alaskan Native:	0	0	0	0	0	0	0	0
Native Hawaiian/Other Pacific Islander:	0	0	0	0	0	0	0	0
American Indian/Alaskan Native & White:	0	0	0	0	0	0	0	0
Asian White:	0	0	0	0	0	0	0	0
Black/African American & White:	0	0	0	0	0	0	0	0
American Indian/Alaskan Native & Black/African American:	0	0	0	0	0	0	0	0
Other multi-racial:	0	0	0	0	0	0	47	28
Asian/Pacific Islander:	0	0	0	0	0	0	0	0
Hispanic:	0	0	0	0	0	0	0	0
<b>Total:</b>	<b>0</b>	<b>0</b>	<b>0</b>	<b>0</b>	<b>0</b>	<b>0</b>	<b>99</b>	<b>58</b>
Female-headed Households:	0		0		0			



U.S. Department of Housing and Urban Development  
Office of Community Planning and Development  
Integrated Disbursement and Information System  
CDBG Activity Summary Report (GPR) for Program Year 2019  
WATERBURY

Date: 04-Nov-2020  
Time: 12:18  
Page: 87

*Income Category:*

	Owner	Renter	Total	Person
Extremely Low	0	0	0	73
Low Mod	0	0	0	13
Moderate	0	0	0	11
Non Low Moderate	0	0	0	2
Total	0	0	0	99
Percent Low/Mod				98.0%

**Annual Accomplishments**

Years	Accomplishment Narrative	# Benefitting
2019	Waterbury Youth Services (WYS) Truancy Prevention Program has received and processed a total of 221 referrals. 98 were served pre COVID and 123 were served post COVID. The families that accepted services were fully engaged. Mid March brought COVID-19 and with that are many changes within the truancy and education areas. WYS is adapting to remote services with students and their families and all face to face communication have changed to phone calls and emails. WYS continues to work with the schools and families to promote regular school attendance by providing the youth as well as their parents/guardians with education about the school's attendance policy, the importance of daily school attendance and access to counseling as well as referrals to internal and external resources for additional support.	



U.S. Department of Housing and Urban Development  
Office of Community Planning and Development  
Integrated Disbursement and Information System  
CDBG Activity Summary Report (GPR) for Program Year 2019  
WATERBURY

Date: 04-Nov-2020  
Time: 12:18  
Page: 88

**PGM Year:** 2019  
**Project:** 0016 - Economic Development Brass City Harvest Food Hub Equipment  
**IDIS Activity:** 2491 - Economic Development Brass City Harvest Food Hub Equipment

**Status:** Open  
**Location:** 359 Mill St Waterbury, CT 06706-1449

**Objective:** Create economic opportunities

**Outcome:** Sustainability

**Matrix Code:** CI Building Acquisition, Construction, Rehabilitation (17C)

**National Objective:** LMJ

**Initial Funding Date:** 12/23/2019

**Description:**

CDBG funds will be used to purchase interior equipment to facilitate food processing and manufacturing as part of the operation of the Food Hub which is scheduled to be completed by late fall 2019.

**Financing**

	Fund Type	Grant Year	Grant	Funded Amount	Drawn In Program Year	Drawn Thru Program Year
CDBG	EN	2014	B14MC090016		\$0.00	\$0.00
		2019	B19MC090016	\$214,037.26	\$214,037.26	\$214,037.26
<b>Total</b>	<b>Total</b>			<b>\$214,037.26</b>	<b>\$214,037.26</b>	<b>\$214,037.26</b>

**Proposed Accomplishments**

Jobs : 24

**Actual Accomplishments**

*Number assisted:*

	<b>Owner</b>		<b>Renter</b>		<b>Total</b>		<b>Person</b>	
	Total	Hispanic	Total	Hispanic	Total	Hispanic	Total	Hispanic
White:	0	0	0	0	0	0	9	0
Black/African American:	0	0	0	0	0	0	2	0
Asian:	0	0	0	0	0	0	0	0
American Indian/Alaskan Native:	0	0	0	0	0	0	0	0
Native Hawaiian/Other Pacific Islander:	0	0	0	0	0	0	0	0
American Indian/Alaskan Native & White:	0	0	0	0	0	0	0	0
Asian White:	0	0	0	0	0	0	0	0
Black/African American & White:	0	0	0	0	0	0	0	0
American Indian/Alaskan Native & Black/African American:	0	0	0	0	0	0	0	0
Other multi-racial:	0	0	0	0	0	0	0	0
Asian/Pacific Islander:	0	0	0	0	0	0	0	0
Hispanic:	0	0	0	0	0	0	0	0
<b>Total:</b>	<b>0</b>	<b>0</b>	<b>0</b>	<b>0</b>	<b>0</b>	<b>0</b>	<b>11</b>	<b>0</b>



U.S. Department of Housing and Urban Development  
Office of Community Planning and Development  
Integrated Disbursement and Information System  
CDBG Activity Summary Report (GPR) for Program Year 2019  
WATERBURY

Date: 04-Nov-2020

Time: 12:18

Page: 89

Female-headed Households:

0 0 0

*Income Category:*

	<b>Owner</b>	<b>Renter</b>	<b>Total</b>	<b>Person</b>
Extremely Low	0	0	0	0
Low Mod	0	0	0	7
Moderate	0	0	0	4
Non Low Moderate	0	0	0	0
Total	0	0	0	11
Percent Low/Mod				100.0%

**Annual Accomplishments**

<b>Years</b>	<b>Accomplishment Narrative</b>	<b># Benefitting</b>
2019		



U.S. Department of Housing and Urban Development  
Office of Community Planning and Development  
Integrated Disbursement and Information System  
CDBG Activity Summary Report (GPR) for Program Year 2019  
WATERBURY

Date: 04-Nov-2020  
Time: 12:18  
Page: 90

**PGM Year:** 2019  
**Project:** 0018 - YMCA-Annex at Rose Hill-Acquisition and Improvements  
**IDIS Activity:** 2493 - YMCA Annex at Rose Hill- Acquisition and Improvements

**Status:** Completed 3/20/2020 12:00:00 AM  
**Location:** 63 Prospect St Waterbury, CT 06702-1322

**Objective:** Create suitable living environments  
**Outcome:** Availability/accessibility  
**Matrix Code:** Acquisition of Real Property (01)

**National Objective:** LMC

**Initial Funding Date:** 03/18/2020

**Description:**

CDBG funds will be used to help acquire the Rose Hill property at 63 Prospect Street by purchase and/or lease for the purpose of expanding their School Aged Programs and School Readiness Programs and to create more childcare and administrative space.

**Financing**

	Fund Type	Grant Year	Grant	Funded Amount	Drawn In Program Year	Drawn Thru Program Year
CDBG	EN	2019	B19MC090016	\$545,654.00	\$545,654.00	\$545,654.00
<b>Total</b>	<b>Total</b>			<b>\$545,654.00</b>	<b>\$545,654.00</b>	<b>\$545,654.00</b>

**Proposed Accomplishments**

Public Facilities : 2

**Actual Accomplishments**

*Number assisted:*

	<b>Owner</b>		<b>Renter</b>		<b>Total</b>		<b>Person</b>	
	Total	Hispanic	Total	Hispanic	Total	Hispanic	Total	Hispanic
White:	0	0	0	0	0	0	250	175
Black/African American:	0	0	0	0	0	0	150	0
Asian:	0	0	0	0	0	0	0	0
American Indian/Alaskan Native:	0	0	0	0	0	0	0	0
Native Hawaiian/Other Pacific Islander:	0	0	0	0	0	0	0	0
American Indian/Alaskan Native & White:	0	0	0	0	0	0	0	0
Asian White:	0	0	0	0	0	0	0	0
Black/African American & White:	0	0	0	0	0	0	0	0
American Indian/Alaskan Native & Black/African American:	0	0	0	0	0	0	0	0
Other multi-racial:	0	0	0	0	0	0	0	0
Asian/Pacific Islander:	0	0	0	0	0	0	0	0
Hispanic:	0	0	0	0	0	0	0	0
<b>Total:</b>	<b>0</b>	<b>0</b>	<b>0</b>	<b>0</b>	<b>0</b>	<b>0</b>	<b>400</b>	<b>175</b>
Female-headed Households:	0		0		0			



U.S. Department of Housing and Urban Development  
Office of Community Planning and Development  
Integrated Disbursement and Information System  
CDBG Activity Summary Report (GPR) for Program Year 2019  
WATERBURY


Date: 04-Nov-2020  
Time: 12:18  
Page: 91

*Income Category:*

	Owner	Renter	Total	Person
Extremely Low	0	0	0	125
Low Mod	0	0	0	100
Moderate	0	0	0	150
Non Low Moderate	0	0	0	25
Total	0	0	0	400
Percent Low/Mod				93.8%

**Annual Accomplishments**

Years	Accomplishment Narrative	# Benefitting
2020	The acquisition of the Rose Hill Property was completed on March 5, 2020. The CDBG funds of \$545,654 paid for a portion of the acquisition costs and were combined with: OPM Nonprofit Grant of \$792,000; YMCA Funds of \$90,000 and YMCA Financing of \$372,346 for a total acquisition cost of \$1,800,000 for the 2.73 acre parcel with Main House; Office-Dormitory and School-Gymnasium facility. The property will allow the YMCA to meet and exceed several of the goals laid out by the YMCA 2015-2020 Strategic Plan, including expanding and increasing program offerings. They will increase their School Readiness Program from 80 children to 150 children; relocate their administrative and child care staff to the new location and re-purpose the Main House into multi-purpose space for child development, special events and professional development space and conference space. It will also serve as a hub for other community non-profits in a shared work environment.	



U.S. Department of Housing and Urban Development  
Office of Community Planning and Development  
Integrated Disbursement and Information System  
CDBG Activity Summary Report (GPR) for Program Year 2019  
WATERBURY

Date: 04-Nov-2020

Time: 12:18

Page: 92

---

<b>Total Funded Amount:</b>	<b>\$20,136,591.47</b>
<b>Total Drawn Thru Program Year:</b>	<b>\$4,864,563.74</b>
<b>Total Drawn In Program Year:</b>	<b>\$2,532,444.10</b>

**IDIS PR05**



REPORT FOR

PROGRAM : CDBG, HESG, HOME  
PGM YR : 2019  
PROJECT : ALL  
ACTIVITY : ALL

			AD										
Program Year/ Project			IDIS Act ID	Activity Name	Prior Year	Voucher Number	Line Item	Voucher Status	LOCCS Send Date	Grant Year	Grant Number	Fund Type	Drawn Amount
2019	1	CDBG- Administration	2476	CDBG-Administration									
						6361900	1	Completed	3/19/2020	2019	B19MC090016	EN	\$21,590.81
						6378070	1	Completed	5/18/2020	2019	B19MC090016	EN	\$22,849.11
						6389084	1	Completed	6/25/2020	2019	B19MC090016	EN	\$14,526.86
						6395485	1	Completed	7/17/2020	2019	B19MC090016	EN	\$9,817.74
						6399295	1	Completed	7/29/2020	2019	B19MC090016	EN	\$3.00
						6409214	1	Completed	9/2/2020	2019	B19MC090016	EN	\$9,805.75
						6416938	1	Completed	9/28/2020	2019	B19MC090016	EN	\$15,274.03
						6426694	1	Completed	10/29/2020	2019	B19MC090016	EN	\$10,512.35
											Activity Total		\$104,379.65
2019	2	Brass City Harvest Food Hub Equipment	2477	Brass City Harvest									
						6361925	6	Completed	3/19/2020	2019	B19MC090016	EN	\$9,131.50
						6378075	4	Completed	5/18/2020	2019	B19MC090016	EN	\$5,025.86
						6426721	1	Completed	10/29/2020	2019	B19MC090016	EN	\$2,116.64
											Activity Total		\$16,274.00
2019	3	Catholic Charities	2478	Catholic Charities									
						6416947	4	Completed	9/28/2020	2019	B19MC090016	EN	\$3,905.00
						6426721	2	Completed	10/29/2020	2019	B19MC090016	EN	\$1,269.00
											Activity Total		\$5,174.00

Program Year/ Project			IDIS Act ID	Activity Name	Prior Year	Voucher Number	Line Item	AD Voucher Status	LOCCS Send Date	Grant Year	Grant Number	Fund Type	Drawn Amount
2019	4	Center for Human Development	2479	Center for Human Development		6395490	1	Completed	7/21/2020	2019	B19MC090016	EN	\$37,500.00
						6426721	3	Completed	10/29/2020	2019	B19MC090016	EN	\$12,500.00
											Activity Total		\$50,000.00
2019	5	Connecticut Legal Services	2480	Connecticut Legal Services		6361925	7	Completed	3/19/2020	2019	B19MC090016	EN	\$2,468.50
						6378075	5	Completed	5/18/2020	2019	B19MC090016	EN	\$2,468.50
						6395490	2	Completed	7/21/2020	2019	B19MC090016	EN	\$2,468.50
						6426721	4	Completed	10/29/2020	2019	B19MC090016	EN	\$2,468.50
											Activity Total		\$9,874.00
2019	6	Greater Waterbury Interfaith Ministries	2481	Greater Waterbury Interfaith Ministries		6361925	8	Completed	3/19/2020	2019	B19MC090016	EN	\$22,771.97
						6378075	6	Completed	5/18/2020	2019	B19MC090016	EN	\$11,368.33
						6409221	1	Completed	9/2/2020	2019	B19MC090016	EN	\$16,473.69
						6416947	5	Completed	9/28/2020	2019	B19MC090016	EN	\$234.01
											Activity Total		\$50,848.00
2019	7	Hispanic Coalition	2482	Hispanic Coalition		6409221	2	Completed	9/2/2020	2019	B19MC090016	EN	\$11,174.00
											Activity Total		\$11,174.00
2019	8	Literacy Volunteers of America, Inc.	2483	Literacy Volunteers		6335757	1	Completed	12/26/2019	2014	B14MC090016	EN	\$4,786.00
						6350341	11	Completed	2/13/2020	2014	B14MC090016	EN	-\$4,786.00

U.S. Department of Housing and Urban Development  
Office of Community Planning and Development  
Integrated Disbursement and Information System  
Drawdown Report by Project and Activity  
WATERBURY , CT  
Formula and Competitive Grants only

Program Year/ Project			IDIS Act ID	Activity Name	Prior Year	Voucher Number	Line Item	AD Voucher Status	LOCCS Send Date	Grant Year	Grant Number	Fund Type	Drawn Amount
						6360796	1	Completed	3/16/2020	2019	B19MC090016	EN	\$4,786.00
						Activity Total							\$4,786.00
2019	9	Manufacturing Alliance Service Corporation (MASC)	2484	Manufacturing Alliance Service Corp. MASC									
						6399294	1	Completed	7/29/2020	2019	B19MC090016	EN	\$11,850.00
						6409221	3	Completed	9/2/2020	2019	B19MC090016	EN	\$39,500.00
						Activity Total							\$51,350.00
2019	10	Safe Haven	2485	Safe Haven									
						6335759	1	Completed	12/26/2019	2014	B14MC090016	EN	\$772.78
						6350341	12	Completed	2/13/2020	2014	B14MC090016	EN	-\$772.78
						6360799	1	Completed	3/16/2020	2019	B19MC090016	EN	\$772.78
						6361925	9	Completed	3/19/2020	2019	B19MC090016	EN	\$8,144.22
						Activity Total							\$8,917.00
2019	11	Salvation Army	2486	Salvation Army									
						6361925	10	Completed	3/19/2020	2019	B19MC090016	EN	\$4,658.00
						6378075	7	Completed	5/18/2020	2019	B19MC090016	EN	\$5,026.00
						6395490	3	Completed	7/21/2020	2019	B19MC090016	EN	\$102.00
						Activity Total							\$9,786.00
2019	12	Shakesperience Productions, Inc.	2487	Shakesperience Productions									
						6335756	1	Completed	12/26/2019	2014	B14MC090016	EN	\$2,499.27
						6350341	9	Completed	2/13/2020	2014	B14MC090016	EN	-\$2,499.27
						6360791	1	Completed	3/16/2020	2019	B19MC090016	EN	\$2,499.27
						6361925	11	Completed	3/19/2020	2019	B19MC090016	EN	\$3,834.09



U.S. Department of Housing and Urban Development  
Office of Community Planning and Development  
Integrated Disbursement and Information System  
Drawdown Report by Project and Activity  
WATERBURY , CT  
Formula and Competitive Grants only

				AD										
Program Year/ Project				IDIS Act ID	Activity Name	Prior Year	Voucher Number	Line Item	Voucher Status	LOCCS Send Date	Grant Year	Grant Number	Fund Type	Drawn Amount
							6335748	1	Completed	12/26/2019	2014	B14MC090016	EN	\$33,935.58
							6350341	7	Completed	2/13/2020	2014	B14MC090016	EN	-\$33,935.58
							6360787	1	Completed	3/16/2020	2019	B19MC090016	EN	\$33,935.58
							6361925	4	Completed	3/19/2020	2019	B19MC090016	EN	\$142,399.86
							6378091	2	Completed	5/18/2020	2019	B19MC090016	EN	\$10,855.46
							6389039	5	Completed	6/25/2020	2019	B19MC090016	EN	\$26,846.36
							Activity Total							\$214,037.26
2019	17	Park Improvements-Library Park Site Improvements	2492	Park Improvements- Library Park Site Improvements										
							6426707	2	Completed	10/29/2020	2019	B19MC090016	EN	\$351,016.92
							Activity Total							\$351,016.92
2019	18	YMCA-Annex at Rose Hill-Acquisition and Improvements	2493	YMCA Annex at Rose Hill- Acquisition and Improvements										
							6361925	5	Completed	3/19/2020	2019	B19MC090016	EN	\$545,654.00
							Activity Total							\$545,654.00
2019	19	ESG19 Waterbury	2494	ESG19 Rapid Rehousing										
							6361950	1	Completed	3/19/2020	2019	E19MC090016	EN	\$5,883.00
							6378084	1	Completed	5/18/2020	2019	E19MC090016	EN	\$14,396.00
							6395498	1	Completed	7/17/2020	2019	E19MC090016	EN	\$2,443.00
							6426736	1	Completed	10/29/2020	2019	E19MC090016	EN	\$3,491.00
							Activity Total							\$26,213.00
2019	19	ESG19 Waterbury	2495	ESG19 Homeless Prevention										
							6361950	2	Completed	3/19/2020	2019	E19MC090016	EN	\$8,867.00
							6378084	2	Completed	5/18/2020	2019	E19MC090016	EN	\$4,331.00

U.S. Department of Housing and Urban Development  
Office of Community Planning and Development  
Integrated Disbursement and Information System  
Drawdown Report by Project and Activity  
WATERBURY , CT  
Formula and Competitive Grants only

Program Year/ Project			IDIS Act ID	Activity Name	Prior Year	Voucher Number	Line Item	AD Voucher Status	LOCCS Send Date	Grant Year	Grant Number	Fund Type	Drawn Amount
						6395498	2	Completed	7/17/2020	2019	E19MC090016	EN	\$4,438.00
						6426736	2	Completed	10/29/2020	2019	E19MC090016	EN	\$10,950.00
						Activity Total							\$28,586.00
2019	19	ESG19 Waterbury	2496	ESG19 Shelter									
						6361950	3	Completed	3/19/2020	2019	E19MC090016	EN	\$42,877.10
						6378084	3	Completed	5/18/2020	2019	E19MC090016	EN	\$22,967.65
						6389072	1	Completed	6/25/2020	2019	E19MC090016	EN	\$3,879.08
						6395498	3	Completed	7/17/2020	2019	E19MC090016	EN	\$3,305.00
						6409275	1	Completed	9/2/2020	2019	E19MC090016	EN	\$525.98
						6416957	1	Completed	9/28/2020	2019	E19MC090016	EN	\$32,524.19
						6426736	3	Completed	10/29/2020	2019	E19MC090016	EN	\$3,188.00
						Activity Total							\$109,267.00
2019	19	ESG19 Waterbury	2497	ESG19 Administration									
						6379408	1	Completed	5/26/2020	2019	E19MC090016	AD	\$225.00
						6395495	2	Completed	7/17/2020	2019	E19MC090016	AD	\$661.10
						6409275	2	Completed	9/2/2020	2019	E19MC090016	AD	\$794.76
						6416957	2	Completed	9/28/2020	2019	E19MC090016	AD	\$1,192.14
						6426736	4	Completed	10/29/2020	2019	E19MC090016	AD	\$794.76
						Activity Total							\$3,667.76

**IDIS PR 06**

U.S. DEPARTMENT OF HOUSING AND URBAN  
DEVELOPMENT  
OFFICE OF COMMUNITY PLANNING AND DEVELOPMENT  
PR06 - Summary of Consolidated Plan Projects for Report  
Year

DATE: 11/4/2020  
TIME: 2:55:02 PM  
PAGE: 1/8

IDIS

Plan IDIS Year Project	Project Title and Description		Program	Project Estimate	Committed Amount	Amount Drawn Thru Report Year
2019 1	CDBG- Administration	City Activity - Allocation of 20% of CDBG funds to provide for program administration.	CDBG	\$447,859.00	\$104,379.65	\$93,867.30
2	Brass City Harvest Food Hub Equipment	CDBG funds will be used for the utility and insurance expenses related to year-round food production and distribution and the direct purchase of fresh food on behalf of income-eligible Waterbury senior citizens.	CDBG	\$175,000.00	\$16,274.00	\$14,157.36
3	Catholic Charities	Funds will be used for salaries, building facility, and case management. This project will serve an estimated 150 individuals.	CDBG	\$5,174.00	\$5,174.00	\$3,905.00
4	Center for Human Development	Funds will be used for the coordinators' salary and expansion of programming at a new location. This project will serve 700 individuals.	CDBG	\$50,000.00	\$50,000.00	\$37,500.00
5	Connecticut Legal Services	Funds will be used for salaries for housing related legal services. This project will serve 56 individuals.	CDBG	\$9,874.00	\$10,088.00	\$7,405.50
6	Greater Waterbury Interfaith Ministries	Funds will be used for food, supplies, utilities, and salaries at the soup kitchen and food pantry. This project will serve 3,100 individuals.	CDBG	\$50,848.00	\$50,848.00	\$50,848.00
7	Hispanic Coalition	Funds will be used for salaries for Hispanic community case managers. This project will provide case management to 1,200 individuals.	CDBG	\$11,174.00	\$11,174.00	\$11,174.00
8	Literacy Volunteers of America, Inc.	Funds will be used for salaries and expenses of the literacy program. This project will serve 250 individuals.	CDBG	\$4,786.00	\$4,786.00	\$4,786.00
9	Manufacturing Alliance Service Corporation (MASC)	Funds will be used for teacher salaries and expenses for CNC entry-level manufacturing program. This program will provide job training services to 13 individuals.	CDBG	\$51,350.00	\$51,350.00	\$51,350.00
10	Safe Haven	Funds will be used for utilities and insurance to support services for abused women/children. This project will provide case management services to 10,500 individuals.	CDBG	\$8,917.00	\$8,917.00	\$8,917.00
11	Salvation Army	Funds will be used for emergency food pantry salaries and food. This project will provide services to 1,255 individuals.	CDBG	\$9,786.00	\$9,786.00	\$9,786.00



U.S. DEPARTMENT OF HOUSING AND URBAN  
DEVELOPMENT  
OFFICE OF COMMUNITY PLANNING AND DEVELOPMENT  
PR06 - Summary of Consolidated Plan Projects for Report  
Year

DATE: 11/4/2020  
TIME: 2:55:02 PM  
PAGE: 2/8

IDIS

Plan IDIS Year Project	Project Title and Description		Program	Amount Available to Draw	Amount Drawn in Report Year
2019 1	CDBG- Administration	City Activity - Allocation of 20% of CDBG funds to provide for program administration.	CDBG	\$10,512.35	\$93,867.30
2	Brass City Harvest Food Hub Equipment	CDBG funds will be used for the utility and insurance expenses related to year-round food production and distribution and the direct purchase of fresh food on behalf of income-eligible Waterbury senior citizens.	CDBG	\$2,116.64	\$14,157.36
3	Catholic Charities	Funds will be used for salaries, building facility, and case management. This project will serve an estimated 150 individuals.	CDBG	\$1,269.00	\$3,905.00
4	Center for Human Development	Funds will be used for the coordinators' salary and expansion of programming at a new location. This project will serve 700 individuals.	CDBG	\$12,500.00	\$37,500.00
5	Connecticut Legal Services	Funds will be used for salaries for housing related legal services. This project will serve 56 individuals.	CDBG	\$2,682.50	\$7,405.50
6	Greater Waterbury Interfaith Ministries	Funds will be used for food, supplies, utilities, and salaries at the soup kitchen and food pantry. This project will serve 3,100 individuals.	CDBG	\$0.00	\$50,848.00
7	Hispanic Coalition	Funds will be used for salaries for Hispanic community case managers. This project will provide case management to 1,200 individuals.	CDBG	\$0.00	\$11,174.00
8	Literacy Volunteers of America, Inc.	Funds will be used for salaries and expenses of the literacy program. This project will serve 250 individuals.	CDBG	\$0.00	\$4,786.00
9	Manufacturing Alliance Service Corporation (MASC)	Funds will be used for teacher salaries and expenses for CNC entry-level manufacturing program. This program will provide job training services to 13 individuals.	CDBG	\$0.00	\$51,350.00
10	Safe Haven	Funds will be used for utilities and insurance to support services for abused women/children. This project will provide case management services to 10,500 individuals.	CDBG	\$0.00	\$8,917.00
11	Salvation Army	Funds will be used for emergency food pantry salaries and food. This project will provide services to 1,255 individuals.	CDBG	\$0.00	\$9,786.00

U.S. DEPARTMENT OF HOUSING AND URBAN  
DEVELOPMENT  
OFFICE OF COMMUNITY PLANNING AND DEVELOPMENT  
PR06 - Summary of Consolidated Plan Projects for Report  
Year

DATE: 11/4/2020  
TIME: 2:55:02 PM  
PAGE: 3/8

IDIS

Plan IDIS Year Project	Project Title and Description		Program	Project Estimate	Committed Amount	Amount Drawn Thru Report Year
2019 12	Shakesperience Productions, Inc.	Funds will be used for an acting intensive scholarship program. This project will provide benefit to 30 youth.	CDBG	\$8,000.00	\$8,000.00	\$8,000.00
13	Walnut Orange Walsh NRZ (WOW)	Funds will be used for operating expenses of the community center. This project will provide benefit to 50 youth.	CDBG	\$8,917.00	\$8,917.00	\$0.00
14	Waterbury Senior Shuttle	CDBG funds will be used for on demand response transportation for senior citizens. Trips are for medical appointments, grocery shopping and recreation. Funds will be used for transportation costs to provide up to 650 rides per month. This program provides curb to curb and door to door transportation service with medical appointments as a priority. The program serves 400 people annually. The City will provide \$50,093 to the program.	CDBG	\$74,907.00	\$74,907.00	\$74,907.00
15	Waterbury Youth Service System	CDBG funds will be used to increase the capacity of case management services, including truancy prevention and counseling, by increasing the hours for a case manager and partnering with the Waterbury Department of Education to provide an out of school suspension program for middle school youth. The program will serve 333 youth.	CDBG	\$8,917.00	\$8,917.00	\$6,687.75
16	Economic Development Brass City Harvest Food Hub Equipment	CDBG funds will be used to purchase interior equipment to facilitate food processing and manufacturing as part of the operation of the Food Hub.	CDBG	\$236,154.00	\$214,037.26	\$214,037.26
17	Park Improvements-Library Park Site Improvements	CDBG funds will be used to reconstruct the park promenade, interior pathways, overlook, brick wall, lighting and fixtures and WI-FI as part of the multi-year park improvements.*Program income if realized will be added to this project.	CDBG	\$661,369.00	\$351,016.92	\$0.00

U.S. DEPARTMENT OF HOUSING AND URBAN  
DEVELOPMENT  
OFFICE OF COMMUNITY PLANNING AND DEVELOPMENT  
PR06 - Summary of Consolidated Plan Projects for Report  
Year

DATE: 11/4/2020  
TIME: 2:55:02 PM  
PAGE: 4/8

IDIS

Plan IDIS Year Project	Project Title and Description		Program	Amount Available to Draw	Amount Drawn in Report Year
2019 12	Shakesperience Productions, Inc.	Funds will be used for an acting intensive scholarship program. This project will provide benefit to 30 youth.	CDBG	\$0.00	\$8,000.00
13	Walnut Orange Walsh NRZ (WOW)	Funds will be used for operating expenses of the community center. This project will provide benefit to 50 youth.	CDBG	\$8,917.00	\$0.00
14	Waterbury Senior Shuttle	CDBG funds will be used for on demand response transportation for senior citizens. Trips are for medical appointments, grocery shopping and recreation. Funds will be used for transportation costs to provide up to 650 rides per month. This program provides curb to curb and door to door transportation service with medical appointments as a priority. The program serves 400 people annually. The City will provide \$50,093 to the program.	CDBG	\$0.00	\$74,907.00
15	Waterbury Youth Service System	CDBG funds will be used to increase the capacity of case management services, including truancy prevention and counseling, by increasing the hours for a case manager and partnering with the Waterbury Department of Education to provide an out of school suspension program for middle school youth. The program will serve 333 youth.	CDBG	\$2,229.25	\$6,687.75
16	Economic Development Brass City Harvest Food Hub Equipment	CDBG funds will be used to purchase interior equipment to facilitate food processing and manufacturing as part of the operation of the Food Hub.	CDBG	\$0.00	\$214,037.26
17	Park Improvements-Library Park Site Improvements	CDBG funds will be used to reconstruct the park promenade, interior pathways, overlook, brick wall, lighting and fixtures and WI-FI as part of the multi-year park improvements.*Program income if realized will be added to this project.	CDBG	\$351,016.92	\$0.00

U.S. DEPARTMENT OF HOUSING AND URBAN  
DEVELOPMENT  
OFFICE OF COMMUNITY PLANNING AND DEVELOPMENT  
PR06 - Summary of Consolidated Plan Projects for Report  
Year

DATE: 11/4/2020  
TIME: 2:55:02 PM  
PAGE: 5/8

IDIS

Plan IDIS Year Project	Project Title and Description		Program	Project Estimate	Committed Amount	Amount Drawn Thru Report Year
2019 18	YMCA-Annex at Rose Hill-Acquisition and Improvements	CDBG funds will be used to help acquire the Rose Hill property at 63 Prospect Street by purchase and/or lease for the purpose of expanding their School Aged Programs and School Readiness Programs and to create more childcare and administrative space. **Last year's allocation of \$300,000 was cancelled because the YMCA was not ready to move forward and the City needed the funds in order to cover the construction costs for Phase 1 of the Food Hub Project	CDBG	\$545,654.00	\$545,654.00	\$545,654.00
19	ESG19 Waterbury	With the use of its Emergency Solutions Grant funding the City of Waterbury will provide operational support to three (3) area shelters Safe Haven (\$20,756), Salvation Army (\$12,756) and St. Vincent DePaul (\$75,755). Funds will also be used to provide rapid re-housing activities through the Salvation Army (\$10,650) and St. Vincent DePaul facilities (\$19,950). The Salvation Army will also provide a homelessness prevention program (\$28,586). A portion of the funding will provide administrative support for the ESG program (\$13,658).	HESG	\$182,111.00	\$182,111.00	\$149,310.00
20	HOME-Administration	Funds will be used to cover administrative expenses associated with the HOME program.	HOME	\$82,779.00	\$0.00	\$0.00
21	HOME-CHDO Set Aside	Funds will be utilized to provide pre-development and development assistance to Community Housing Development Organizations (CHDOs). Funds will be allocated as sub-grants on an as-needed basis under a separate on-going application process.	HOME	\$124,169.00	\$0.00	\$0.00

U.S. DEPARTMENT OF HOUSING AND URBAN  
DEVELOPMENT  
OFFICE OF COMMUNITY PLANNING AND DEVELOPMENT  
PR06 - Summary of Consolidated Plan Projects for Report  
Year

DATE: 11/4/2020  
TIME: 2:55:02 PM  
PAGE: 6/8

IDIS

Plan IDIS Year Project	Project Title and Description		Program	Amount Available to Draw	Amount Drawn in Report Year
2019 18	YMCA-Annex at Rose Hill-Acquisition and Improvements	CDBG funds will be used to help acquire the Rose Hill property at 63 Prospect Street by purchase and/or lease for the purpose of expanding their School Aged Programs and School Readiness Programs and to create more childcare and administrative space. **Last year's allocation of \$300,000 was cancelled because the YMCA was not ready to move forward and the City needed the funds in order to cover the construction costs for Phase 1 of the Food Hub Project	CDBG	\$0.00	\$545,654.00
19	ESG19 Waterbury	With the use of its Emergency Solutions Grant funding the City of Waterbury will provide operational support to three (3) area shelters Safe Haven (\$20,756), Salvation Army (\$12,756) and St. Vincent DePaul (\$75,755). Funds will also be used to provide rapid re-housing activities through the Salvation Army (\$10,650) and St. Vincent DePaul facilities (\$19,950). The Salvation Army will also provide a homelessness prevention program (\$28,586). A portion of the funding will provide administrative support for the ESG program (\$13,658).	HESG	\$32,801.00	\$149,310.00
20	HOME-Administration	Funds will be used to cover administrative expenses associated with the HOME program.	HOME	\$0.00	\$0.00
21	HOME-CHDO Set Aside	Funds will be utilized to provide pre-development and development assistance to Community Housing Development Organizations (CHDOs). Funds will be allocated as sub-grants on an as-needed basis under a separate on-going application process.	HOME	\$0.00	\$0.00

U.S. DEPARTMENT OF HOUSING AND URBAN  
DEVELOPMENT  
OFFICE OF COMMUNITY PLANNING AND DEVELOPMENT  
PR06 - Summary of Consolidated Plan Projects for Report  
Year

DATE: 11/4/2020  
TIME: 2:55:02 PM  
PAGE: 7/8

IDIS

Plan IDIS Year Project	Project Title and Description	Program	Project Estimate	Committed Amount	Amount Drawn Thru Report Year	
2019 22	HOME-Housing Development	Funds will be used to provide loans and grants in support of housing development and redevelopment projects. Funds will be allocated as sub-grants in support of rehabilitation or new construction rental or homeownership projects under a separate on-going application process for projects of merit meeting HOME requirements. If realized during the Program Year, any anticipated Program Income (\$2,500) will be added to this account to be utilized to support housing projects.	HOME	\$620,846.00	\$0.00	\$0.00

U.S. DEPARTMENT OF HOUSING AND URBAN  
DEVELOPMENT  
OFFICE OF COMMUNITY PLANNING AND DEVELOPMENT  
PR06 - Summary of Consolidated Plan Projects for Report  
Year

DATE: 11/4/2020  
TIME: 2:55:02 PM  
PAGE: 8/8

IDIS

Plan IDIS Year Project	Project Title and Description	Program	Amount Available to Draw	Amount Drawn in Report Year	
2019 22	HOME-Housing Development	Funds will be used to provide loans and grants in support of housing development and redevelopment projects. Funds will be allocated as sub-grants in support of rehabilitation or new construction rental or homeownership projects under a separate on-going application process for projects of merit meeting HOME requirements. If realized during the Program Year, any anticipated Program Income (\$2,500) will be added to this account to be utilized to support housing projects.	HOME	\$0.00	\$0.00

**IDIS PR07**



U.S. DEPARTMENT OF HOUSING AND URBAN  
DEVELOPMENT  
OFFICE OF COMMUNITY PLANNING AND DEVELOPMENT  
PR07 - Drawdown Report by Voucher Number - Vouchers  
Submitted to Loccs

DATE: 11/4/2020  
TIME: 3:07:21 PM  
PAGE: 1/10

IDIS

Voucher Number	Line Item	IDIS Project ID	IDIS Act ID	Voucher Created	Voucher Status	Status Date	LOCCS Send Date	Grant Number
6315184	1	1	2411	10/17/2019	Completed	10/19/2019	10/18/2019	B17MC090016
6315185	1	17	2443	10/17/2019	Completed	10/19/2019	10/18/2019	B18MC090016
	2	18	2444	10/17/2019	Completed	10/19/2019	10/18/2019	B18MC090016
	3	19	2445	10/17/2019	Completed	10/19/2019	10/18/2019	B18MC090016
	4	28	2454	10/17/2019	Completed	10/19/2019	10/18/2019	B18MC090016
6315187	1	20	2402	10/17/2019	Completed	10/19/2019	10/18/2019	B15MC090016
	2	44	2475	10/17/2019	Completed	10/19/2019	10/18/2019	B18MC090016
6315188	1	22	2404	10/17/2019	Completed	10/18/2019	10/18/2019	B18MC090016
6315192	1	41	2470	10/17/2019	Completed	10/19/2019	10/18/2019	M18MC090205
6315193	1	40	2469	10/17/2019	Completed	10/19/2019	10/18/2019	E18MC090016
6327445	1	1	2411	11/26/2019	Completed	11/28/2019	11/27/2019	B17MC090016
6327448	1	17	2443	11/26/2019	Completed	11/28/2019	11/27/2019	B18MC090016
	2	25	2451	11/26/2019	Completed	11/28/2019	11/27/2019	B18MC090016
	3	28	2454	11/26/2019	Completed	11/28/2019	11/27/2019	B18MC090016
	4	29	2455	11/26/2019	Completed	11/28/2019	11/27/2019	B18MC090016
6327452	1	22	2404	11/26/2019	Completed	11/27/2019	11/27/2019	B18MC090016
	2	22	2404	11/26/2019	Completed	11/27/2019	11/27/2019	B19MC090016
6327454	1	41	2470	11/26/2019	Completed	11/28/2019	11/27/2019	M18MC090205
6327470	1	40	2469	11/26/2019	Completed	11/28/2019	11/27/2019	E18MC090016
	2	40	2466	11/26/2019	Completed	11/28/2019	11/27/2019	E18MC090016
	3	40	2467	11/26/2019	Completed	11/28/2019	11/27/2019	E18MC090016
	4	40	2468	11/26/2019	Completed	11/28/2019	11/27/2019	E18MC090016
6327745	1	20	2402	11/27/2019	Completed	11/28/2019	11/27/2019	B15MC090016
6327750	1	22	2397	11/27/2019	Completed	11/28/2019	11/27/2019	B14MC090016
6333657	1	1	1	12/18/2019	Completed	12/18/2019	12/18/2019	M15MC090205
	2	24	2410	12/20/2019	Completed	12/18/2019	12/18/2019	M15MC090205
6333658	1	1	1	12/18/2019	Completed	12/18/2019	12/18/2019	M14MC090205
	2	24	2410	12/20/2019	Completed	12/18/2019	12/18/2019	M14MC090205
6335722	1	1	2411	12/23/2019	Completed	12/27/2019	12/26/2019	B17MC090016
6335723	1	22	2404	12/23/2019	Completed	12/26/2019	12/26/2019	B19MC090016
6335724	1	40	2469	12/23/2019	Completed	12/27/2019	12/26/2019	E18MC090016
6335732	1	22	2397	12/23/2019	Completed	12/27/2019	12/26/2019	B14MC090016
6335740	1	17	2427	12/23/2019	Completed	12/27/2019	12/26/2019	B14MC090016
6335747	1	44	2475	12/23/2019	Completed	12/27/2019	12/26/2019	B14MC090016
6335748	1	16	2491	12/23/2019	Completed	12/27/2019	12/26/2019	B14MC090016
6335756	1	12	2487	12/23/2019	Completed	12/27/2019	12/26/2019	B14MC090016
6335757	1	8	2483	12/23/2019	Completed	12/27/2019	12/26/2019	B14MC090016

U.S. DEPARTMENT OF HOUSING AND URBAN  
DEVELOPMENT  
OFFICE OF COMMUNITY PLANNING AND DEVELOPMENT  
PR07 - Drawdown Report by Voucher Number - Vouchers  
Submitted to Loccs

DATE: 11/4/2020  
TIME: 3:07:21 PM  
PAGE: 2/10

IDIS

CARES Act	Grant Year	Fund Type	Recipient TIN	Payee TIN	Program	PY	Drawn Amount
	2017	EN	066001900	066001900	CDBG		\$10,437.85
	2018	EN	066001900	066001900	CDBG		\$1,322.00
	2018	EN	066001900	066001900	CDBG		\$14,194.00
	2018	EN	066001900	066001900	CDBG		\$2,237.84
	2018	EN	066001900	066001900	CDBG		\$9,733.04
	2015	EN	066001900	066001900	CDBG		\$340.00
	2018	EN	066001900	066001900	CDBG		\$58,712.85
	2018	PI	066001900	066001900	CDBG		\$29,678.00
	2018	AD	066001900	066001900	HOME		\$3,692.30
	2018	AD	066001900	066001900	HESG		\$794.76
	2017	EN	066001900	066001900	CDBG		\$14,275.57
	2018	EN	066001900	066001900	CDBG		\$936.00
	2018	EN	066001900	066001900	CDBG		\$242.00
	2018	EN	066001900	066001900	CDBG		\$3,940.91
	2018	EN	066001900	066001900	CDBG		\$4,687.00
	2018	PI	066001900	066001900	CDBG		\$16,028.88
	2019	PI	066001900	066001900	CDBG		\$9,316.12
	2018	AD	066001900	066001900	HOME		\$5,538.45
	2018	AD	066001900	066001900	HESG		\$1,192.14
	2018	EN	066001900	066001900	HESG		\$1,755.97
	2018	EN	066001900	066001900	HESG		\$4,390.28
	2018	EN	066001900	066001900	HESG		\$158.00
	2015	EN	066001900	066001900	CDBG		\$10,370.00
	2014	EN	066001900	066001900	CDBG		\$91,817.50
	2015	EN	066001900	066001900	HOME		\$0.00
	2015	EN	066001900	066001900	HOME		(\$144,100.00)
	2014	EN	066001900	066001900	HOME		\$0.00
	2014	EN	066001900	066001900	HOME		\$144,100.00
	2017	EN	066001900	066001900	CDBG		\$9,813.93
	2019	PI	066001900	066001900	CDBG		\$15,252.00
	2018	AD	066001900	066001900	HESG		\$794.76
	2014	EN	066001900	066001900	CDBG		\$74,860.00
	2014	EN	066001900	066001900	CDBG		\$14,025.70
	2014	EN	066001900	066001900	CDBG		\$47,201.46
	2014	EN	066001900	066001900	CDBG		\$33,935.58
	2014	EN	066001900	066001900	CDBG		\$2,499.27
	2014	EN	066001900	066001900	CDBG		\$4,786.00

U.S. DEPARTMENT OF HOUSING AND URBAN  
DEVELOPMENT  
OFFICE OF COMMUNITY PLANNING AND DEVELOPMENT  
PR07 - Drawdown Report by Voucher Number - Vouchers  
Submitted to Loccs

DATE: 11/4/2020  
TIME: 3:07:21 PM  
PAGE: 3/10

IDIS

Voucher Number	Line Item	IDIS Project ID	IDIS Act ID	Voucher Created	Voucher Status	Status Date	LOCCS Send Date	Grant Number
6335759	1	10	2485	12/23/2019	Completed	12/27/2019	12/26/2019	B14MC090016
6335761	1	20	2402	12/23/2019	Completed	12/27/2019	12/26/2019	B14MC090016
	2	20	2402	12/23/2019	Completed	12/27/2019	12/26/2019	B15MC090016
6335768	1	14	2489	12/23/2019	Completed	12/27/2019	12/26/2019	B15MC090016
6339143	2	14	2489	3/16/2020	Completed	01/09/2020	1/9/2020	B15MC090016
6350341	3	17	2427	3/16/2020	Completed	02/13/2020	2/13/2020	B14MC090016
	5	44	2475	3/16/2020	Completed	02/13/2020	2/13/2020	B14MC090016
	7	16	2491	3/16/2020	Completed	02/13/2020	2/13/2020	B14MC090016
	9	12	2487	3/16/2020	Completed	02/13/2020	2/13/2020	B14MC090016
	11	8	2483	3/16/2020	Completed	02/13/2020	2/13/2020	B14MC090016
	12	10	2485	3/16/2020	Completed	02/13/2020	2/13/2020	B14MC090016
6360762	1	14	2489	3/16/2020	Completed	03/17/2020	3/16/2020	B19MC090016
6360781	1	17	2427	3/16/2020	Completed	03/17/2020	3/16/2020	B17MC090016
6360785	1	44	2475	3/16/2020	Completed	03/17/2020	3/16/2020	B18MC090016
6360787	1	16	2491	3/16/2020	Completed	03/17/2020	3/16/2020	B19MC090016
6360791	1	12	2487	3/16/2020	Completed	03/17/2020	3/16/2020	B19MC090016
6360796	1	8	2483	3/16/2020	Completed	03/17/2020	3/16/2020	B19MC090016
6360799	1	10	2485	3/16/2020	Completed	03/17/2020	3/16/2020	B19MC090016
6361893	1	1	2411	3/18/2020	Completed	03/20/2020	3/19/2020	B17MC090016
6361900	1	1	2476	3/18/2020	Completed	03/20/2020	3/19/2020	B19MC090016
6361907	1	32	2458	3/18/2020	Completed	03/20/2020	3/19/2020	B18MC090016
6361925	1	35	2461	3/18/2020	Completed	03/20/2020	3/19/2020	B18MC090016
	2	36	2462	3/18/2020	Completed	03/20/2020	3/19/2020	B18MC090016
	3	44	2475	3/18/2020	Completed	03/20/2020	3/19/2020	B18MC090016
	4	16	2491	3/18/2020	Completed	03/20/2020	3/19/2020	B19MC090016
	5	18	2493	3/18/2020	Completed	03/20/2020	3/19/2020	B19MC090016
	6	2	2477	3/18/2020	Completed	03/20/2020	3/19/2020	B19MC090016
	7	5	2480	3/18/2020	Completed	03/20/2020	3/19/2020	B19MC090016
	8	6	2481	3/18/2020	Completed	03/20/2020	3/19/2020	B19MC090016
	9	10	2485	3/18/2020	Completed	03/20/2020	3/19/2020	B19MC090016
	10	11	2486	3/18/2020	Completed	03/20/2020	3/19/2020	B19MC090016
	11	12	2487	3/18/2020	Completed	03/20/2020	3/19/2020	B19MC090016
	12	14	2489	3/18/2020	Completed	03/20/2020	3/19/2020	B19MC090016
	13	15	2490	3/18/2020	Completed	03/20/2020	3/19/2020	B19MC090016
6361927	1	22	2404	3/18/2020	Completed	03/19/2020	3/19/2020	B19MC090016
6361930	1	41	2470	3/18/2020	Completed	03/20/2020	3/19/2020	M18MC090205
6361937	1	40	2469	3/18/2020	Completed	03/20/2020	3/19/2020	E18MC090016

U.S. DEPARTMENT OF HOUSING AND URBAN  
DEVELOPMENT  
OFFICE OF COMMUNITY PLANNING AND DEVELOPMENT  
PR07 - Drawdown Report by Voucher Number - Vouchers  
Submitted to Loccs

DATE: 11/4/2020  
TIME: 3:07:21 PM  
PAGE: 4/10

IDIS

CARES Act	Grant Year	Fund Type	Recipient TIN	Payee TIN	Program	PY	Drawn Amount
	2014	EN	066001900	066001900	CDBG		\$772.78
	2014	EN	066001900	066001900	CDBG		\$142.94
	2015	EN	066001900	066001900	CDBG		\$217.06
	2015	EN	066001900	066001900	CDBG		\$19,385.94
	2015	EN	066001900	066001900	CDBG		(\$19,385.94)
	2014	EN	066001900	066001900	CDBG		(\$14,025.70)
	2014	EN	066001900	066001900	CDBG		(\$47,201.46)
	2014	EN	066001900	066001900	CDBG		(\$33,935.58)
	2014	EN	066001900	066001900	CDBG		(\$2,499.27)
	2014	EN	066001900	066001900	CDBG		(\$4,786.00)
	2014	EN	066001900	066001900	CDBG		(\$772.78)
	2019	EN	066001900	066001900	CDBG		\$19,385.94
	2017	EN	066001900	066001900	CDBG		\$14,025.70
	2018	EN	066001900	066001900	CDBG		\$47,201.46
	2019	EN	066001900	066001900	CDBG		\$33,935.58
	2019	EN	066001900	066001900	CDBG		\$2,499.27
	2019	EN	066001900	066001900	CDBG		\$4,786.00
	2019	EN	066001900	066001900	CDBG		\$772.78
	2017	EN	066001900	066001900	CDBG		\$8,832.09
	2019	EN	066001900	066001900	CDBG		\$21,590.81
	2018	EN	066001900	066001900	CDBG		\$39,771.75
	2018	EN	066001900	066001900	CDBG		\$24,835.47
	2018	EN	066001900	066001900	CDBG		\$21,232.50
	2018	EN	066001900	066001900	CDBG		\$33,759.62
	2019	EN	066001900	066001900	CDBG		\$142,399.86
	2019	EN	066001900	066001900	CDBG		\$545,654.00
	2019	EN	066001900	066001900	CDBG		\$9,131.50
	2019	EN	066001900	066001900	CDBG		\$2,468.50
	2019	EN	066001900	066001900	CDBG		\$22,771.97
	2019	EN	066001900	066001900	CDBG		\$8,144.22
	2019	EN	066001900	066001900	CDBG		\$4,658.00
	2019	EN	066001900	066001900	CDBG		\$3,834.09
	2019	EN	066001900	066001900	CDBG		\$27,360.90
	2019	EN	066001900	066001900	CDBG		\$4,458.50
	2019	PI	066001900	066001900	CDBG		\$20,863.16
	2018	AD	066001900	066001900	HOME		\$14,769.20
	2018	AD	066001900	066001900	HESG		\$2,384.28

U.S. DEPARTMENT OF HOUSING AND URBAN  
DEVELOPMENT  
OFFICE OF COMMUNITY PLANNING AND DEVELOPMENT  
PR07 - Drawdown Report by Voucher Number - Vouchers  
Submitted to Loccs

DATE: 11/4/2020  
TIME: 3:07:21 PM  
PAGE: 5/10

IDIS

Voucher Number	Line Item	IDIS Project ID	IDIS Act ID	Voucher Created	Voucher Status	Status Date	LOCCS Send Date	Grant Number
6361950	1	19	2494	3/18/2020	Completed	03/20/2020	3/19/2020	E19MC090016
	2	19	2495	3/18/2020	Completed	03/20/2020	3/19/2020	E19MC090016
	3	19	2496	3/18/2020	Completed	03/20/2020	3/19/2020	E19MC090016
6378070	1	1	2476	5/18/2020	Completed	05/19/2020	5/18/2020	B19MC090016
6378075	1	20	2402	5/18/2020	Completed	05/19/2020	5/18/2020	B15MC090016
	2	22	2397	5/18/2020	Completed	05/19/2020	5/18/2020	B14MC090016
	3	44	2475	5/18/2020	Completed	05/19/2020	5/18/2020	B18MC090016
	4	2	2477	5/18/2020	Completed	05/19/2020	5/18/2020	B19MC090016
	5	5	2480	5/18/2020	Completed	05/19/2020	5/18/2020	B19MC090016
	6	6	2481	5/18/2020	Completed	05/19/2020	5/18/2020	B19MC090016
	7	11	2486	5/18/2020	Completed	05/19/2020	5/18/2020	B19MC090016
	8	12	2487	5/18/2020	Completed	05/19/2020	5/18/2020	B19MC090016
6378077	1	41	2470	5/18/2020	Completed	05/19/2020	5/18/2020	M18MC090205
6378079	1	40	2469	5/18/2020	Completed	05/19/2020	5/18/2020	E18MC090016
6378084	1	19	2494	5/18/2020	Completed	05/19/2020	5/18/2020	E19MC090016
	2	19	2495	5/18/2020	Completed	05/19/2020	5/18/2020	E19MC090016
	3	19	2496	5/18/2020	Completed	05/19/2020	5/18/2020	E19MC090016
6378091	1	36	2462	5/18/2020	Completed	05/19/2020	5/18/2020	B18MC090016
	2	16	2491	5/18/2020	Completed	05/19/2020	5/18/2020	B19MC090016
6378208	1	19	2394	5/18/2020	Completed	05/19/2020	5/18/2020	B14MC090016
6378212	1	22	2404	5/18/2020	Completed	05/19/2020	5/18/2020	B14MC090016
	2	22	2404	5/18/2020	Completed	05/19/2020	5/18/2020	B19MC090016
6379403	1	21	2275	5/21/2020	Completed	05/27/2020	5/26/2020	M15MC090205
6379408	1	19	2497	5/21/2020	Completed	05/27/2020	5/26/2020	E19MC090016
6389039	1	12	2487	6/25/2020	Completed	06/26/2020	6/25/2020	B19MC090016
	2	14	2489	6/25/2020	Completed	06/26/2020	6/25/2020	B19MC090016
	3	32	2458	6/25/2020	Completed	06/26/2020	6/25/2020	B18MC090016
	4	35	2461	6/25/2020	Completed	06/26/2020	6/25/2020	B18MC090016
	5	16	2491	6/25/2020	Completed	06/26/2020	6/25/2020	B19MC090016
6389059	1	41	2470	6/25/2020	Completed	06/26/2020	6/25/2020	M18MC090205
	2	21	2275	6/25/2020	Completed	06/26/2020	6/25/2020	M15MC090205
6389065	1	40	2469	6/25/2020	Completed	06/26/2020	6/25/2020	E18MC090016
6389072	1	19	2496	6/25/2020	Completed	06/26/2020	6/25/2020	E19MC090016
6389084	1	1	2476	6/25/2020	Completed	06/26/2020	6/25/2020	B19MC090016
6389098	1	22	2404	6/25/2020	Completed	06/25/2020	6/25/2020	B19MC090016
6389668	1	25	2437	6/26/2020	Completed	06/27/2020	6/26/2020	E17MC090016
6395485	1	1	2476	7/17/2020	Completed	07/18/2020	7/17/2020	B19MC090016

U.S. DEPARTMENT OF HOUSING AND URBAN  
DEVELOPMENT  
OFFICE OF COMMUNITY PLANNING AND DEVELOPMENT  
PR07 - Drawdown Report by Voucher Number - Vouchers  
Submitted to Loccs

DATE: 11/4/2020  
TIME: 3:07:21 PM  
PAGE: 6/10

IDIS

CARES Act	Grant Year	Fund Type	Recipient TIN	Payee TIN	Program	PY	Drawn Amount
	2019	EN	066001900	066001900	HESG		\$5,883.00
	2019	EN	066001900	066001900	HESG		\$8,867.00
	2019	EN	066001900	066001900	HESG		\$42,877.10
	2019	EN	066001900	066001900	CDBG		\$22,849.11
	2015	EN	066001900	066001900	CDBG		\$8,725.30
	2014	EN	066001900	066001900	CDBG		\$13,697.20
	2018	EN	066001900	066001900	CDBG		\$143,924.38
	2019	EN	066001900	066001900	CDBG		\$5,025.86
	2019	EN	066001900	066001900	CDBG		\$2,468.50
	2019	EN	066001900	066001900	CDBG		\$11,368.33
	2019	EN	066001900	066001900	CDBG		\$5,026.00
	2019	EN	066001900	066001900	CDBG		\$1,251.81
	2018	AD	066001900	066001900	HOME		\$7,384.60
	2018	AD	066001900	066001900	HESG		\$1,589.52
	2019	EN	066001900	066001900	HESG		\$14,396.00
	2019	EN	066001900	066001900	HESG		\$4,331.00
	2019	EN	066001900	066001900	HESG		\$22,967.65
	2018	EN	066001900	066001900	CDBG		\$21,118.50
	2019	EN	066001900	066001900	CDBG		\$10,855.46
	2014	EN	066001900	066001900	CDBG		\$8,280.99
	2014	EN	066001900	066001900	CDBG		\$19,849.61
	2019	PI	066001900	066001900	CDBG		\$8,920.39
	2015	EN	066001900	066001900	HOME		\$500.00
	2019	AD	066001900	066001900	HESG		\$225.00
	2019	EN	066001900	066001900	CDBG		\$414.83
	2019	EN	066001900	066001900	CDBG		\$12,457.34
	2018	EN	066001900	066001900	CDBG		\$51,869.05
	2018	EN	066001900	066001900	CDBG		\$6,571.15
	2019	EN	066001900	066001900	CDBG		\$26,846.36
	2018	AD	066001900	066001900	HOME		\$5,538.45
	2015	EN	066001900	066001900	HOME		\$57,055.10
	2018	AD	066001900	066001900	HESG		\$1,191.92
	2019	EN	066001900	066001900	HESG		\$3,879.08
	2019	EN	066001900	066001900	CDBG		\$14,526.86
	2019	PI	066001900	066001900	CDBG		\$22,047.00
	2017	AD	066001900	066001900	HESG		\$0.22
	2019	EN	066001900	066001900	CDBG		\$9,817.74

U.S. DEPARTMENT OF HOUSING AND URBAN  
DEVELOPMENT  
OFFICE OF COMMUNITY PLANNING AND DEVELOPMENT  
PR07 - Drawdown Report by Voucher Number - Vouchers  
Submitted to Loccs

DATE: 11/4/2020  
TIME: 3:07:21 PM  
PAGE: 7/10

IDIS

Voucher Number	Line Item	IDIS Project ID	IDIS Act ID	Voucher Created	Voucher Status	Status Date	LOCCS Send Date	Grant Number
6395490	1	4	2479	7/17/2020	Completed	07/22/2020	7/21/2020	B19MC090016
	2	5	2480	7/17/2020	Completed	07/22/2020	7/21/2020	B19MC090016
	3	11	2486	7/17/2020	Completed	07/22/2020	7/21/2020	B19MC090016
	4	15	2490	7/17/2020	Completed	07/22/2020	7/17/2020	B19MC090016
6395492	1	22	2404	7/17/2020	Completed	07/18/2020	7/17/2020	B14MC090016
	2	22	2404	7/17/2020	Completed	07/18/2020	7/17/2020	B19MC090016
6395494	1	41	2470	7/17/2020	Completed	07/18/2020	7/17/2020	M18MC090205
6395495	1	40	2469	7/17/2020	Completed	07/18/2020	7/17/2020	E18MC090016
	2	19	2497	7/17/2020	Completed	07/18/2020	7/17/2020	E19MC090016
6395498	1	19	2494	7/17/2020	Completed	07/18/2020	7/17/2020	E19MC090016
	2	19	2495	7/17/2020	Completed	07/18/2020	7/17/2020	E19MC090016
	3	19	2496	7/17/2020	Completed	07/18/2020	7/17/2020	E19MC090016
6399294	1	9	2484	7/29/2020	Completed	07/30/2020	7/29/2020	B19MC090016
	2	20	2341	7/29/2020	Completed	07/30/2020	7/29/2020	B14MC090016
	3	19	2373	7/29/2020	Completed	07/30/2020	7/29/2020	B14MC090016
	4	19	2373	7/29/2020	Completed	07/30/2020	7/29/2020	B15MC090016
	6	33	2459	7/29/2020	Completed	07/30/2020	7/29/2020	B14MC090016
	7	35	2461	7/29/2020	Completed	07/30/2020	7/29/2020	B18MC090016
	8	36	2462	7/29/2020	Completed	07/30/2020	7/29/2020	B18MC090016
	1	1	2476	7/29/2020	Completed	07/30/2020	7/29/2020	B19MC090016
6399295	1	18	2372	7/29/2020	Completed	07/30/2020	7/29/2020	B15MC090016
6409211	1	18	2428	9/2/2020	Completed	09/03/2020	9/2/2020	B17MC090016
6409214	1	1	2476	9/2/2020	Completed	09/03/2020	9/2/2020	B19MC090016
6409215	1	35	2461	9/2/2020	Completed	09/03/2020	9/2/2020	B18MC090016
6409221	1	6	2481	9/2/2020	Completed	09/03/2020	9/2/2020	B19MC090016
	2	7	2482	9/2/2020	Completed	09/03/2020	9/2/2020	B19MC090016
	3	9	2484	9/2/2020	Completed	09/03/2020	9/2/2020	B19MC090016
	4	14	2489	9/2/2020	Completed	09/03/2020	9/2/2020	B19MC090016
6409222	1	22	2404	9/2/2020	Completed	09/03/2020	9/2/2020	B19MC090016
	2	22	2404	9/2/2020	Completed	09/03/2020	9/2/2020	B15MC090016
6409224	1	41	2470	9/2/2020	Completed	09/03/2020	9/2/2020	M18MC090205
6409275	1	19	2496	9/2/2020	Completed	09/03/2020	9/2/2020	E19MC090016
	2	19	2497	9/2/2020	Completed	09/03/2020	9/2/2020	E19MC090016
6416938	1	1	2476	9/28/2020	Completed	09/29/2020	9/28/2020	B19MC090016
6416947	1	38	2464	9/28/2020	Completed	09/29/2020	9/28/2020	B18MC090016
	2	33	2459	9/28/2020	Completed	09/29/2020	9/28/2020	B15MC090016
	3	33	2459	9/28/2020	Completed	09/29/2020	9/28/2020	B18MC090016

U.S. DEPARTMENT OF HOUSING AND URBAN  
DEVELOPMENT  
OFFICE OF COMMUNITY PLANNING AND DEVELOPMENT  
PR07 - Drawdown Report by Voucher Number - Vouchers  
Submitted to Loccs

DATE: 11/4/2020  
TIME: 3:07:21 PM  
PAGE: 8/10

IDIS

CARES Act	Grant Year	Fund Type	Recipient TIN	Payee TIN	Program	PY	Drawn Amount
	2019	EN	066001900	066001900	CDBG		\$37,500.00
	2019	EN	066001900	066001900	CDBG		\$2,468.50
	2019	EN	066001900	066001900	CDBG		\$102.00
	2019	EN	066001900	066001900	CDBG		\$2,229.25
	2014	EN	066001900	066001900	CDBG		\$14,489.83
	2019	PI	066001900	066001900	CDBG		\$8,372.17
	2018	AD	066001900	066001900	HOME		\$3,692.30
	2018	AD	066001900	066001900	HESG		\$133.66
	2019	AD	066001900	066001900	HESG		\$661.10
	2019	EN	066001900	066001900	HESG		\$2,443.00
	2019	EN	066001900	066001900	HESG		\$4,438.00
	2019	EN	066001900	066001900	HESG		\$3,305.00
	2019	EN	066001900	066001900	CDBG		\$11,850.00
	2014	EN	066001900	066001900	CDBG		\$27,890.11
	2014	EN	066001900	066001900	CDBG		\$25,486.25
	2015	EN	066001900	066001900	CDBG		\$21,112.33
	2014	EN	066001900	066001900	CDBG		\$108,692.01
	2018	EN	066001900	066001900	CDBG		\$17,214.00
	2018	EN	066001900	066001900	CDBG		\$19,969.00
	2019	EN	066001900	066001900	CDBG		\$3.00
	2015	EN	066001900	066001900	CDBG		\$36,947.78
	2017	EN	066001900	066001900	CDBG		\$2,400.00
	2019	EN	066001900	066001900	CDBG		\$9,805.75
	2018	EN	066001900	066001900	CDBG		\$30,738.20
	2019	EN	066001900	066001900	CDBG		\$16,473.69
	2019	EN	066001900	066001900	CDBG		\$11,174.00
	2019	EN	066001900	066001900	CDBG		\$39,500.00
	2019	EN	066001900	066001900	CDBG		\$12,429.06
	2019	PI	066001900	066001900	CDBG		\$14,979.61
	2015	EN	066001900	066001900	CDBG		\$34,185.19
	2018	AD	066001900	066001900	HOME		\$3,692.30
	2019	EN	066001900	066001900	HESG		\$525.98
	2019	AD	066001900	066001900	HESG		\$794.76
	2019	EN	066001900	066001900	CDBG		\$15,274.03
	2018	EN	066001900	066001900	CDBG		\$6,034.14
	2015	EN	066001900	066001900	CDBG		\$16,266.99
	2018	EN	066001900	066001900	CDBG		\$96,759.26



U.S. DEPARTMENT OF HOUSING AND URBAN  
DEVELOPMENT  
OFFICE OF COMMUNITY PLANNING AND DEVELOPMENT  
PR07 - Drawdown Report by Voucher Number - Vouchers  
Submitted to Loccs

DATE: 11/4/2020  
TIME: 3:07:21 PM  
PAGE: 9/10

IDIS

Voucher Number	Line Item	IDIS Project ID	IDIS Act ID	Voucher Created	Voucher Status	Status Date	LOCCS Send Date	Grant Number
6416947	4	3	2478	9/28/2020	Completed	09/29/2020	9/28/2020	B19MC090016
	5	6	2481	9/28/2020	Completed	09/29/2020	9/28/2020	B19MC090016
	6	14	2489	9/28/2020	Completed	09/29/2020	9/28/2020	B19MC090016
6416949	1	22	2404	9/28/2020	Completed	09/28/2020	9/28/2020	B19MC090016
	2	22	2404	9/28/2020	Completed	09/28/2020	9/28/2020	B15MC090016
6416953	1	41	2470	9/28/2020	Completed	09/29/2020	9/28/2020	M18MC090205
6416957	1	19	2496	9/28/2020	Completed	09/29/2020	9/28/2020	E19MC090016
	2	19	2497	9/28/2020	Completed	09/29/2020	9/28/2020	E19MC090016
6416958	1	21	2275	9/28/2020	Completed	09/29/2020	9/28/2020	M15MC090205
6416970	1	34	2460	9/28/2020	Completed	09/29/2020	9/28/2020	B18MC090016

**TOTAL DRAWS:**

U.S. DEPARTMENT OF HOUSING AND URBAN  
DEVELOPMENT  
OFFICE OF COMMUNITY PLANNING AND DEVELOPMENT  
PR07 - Drawdown Report by Voucher Number - Vouchers  
Submitted to Loccs

DATE: 11/4/2020  
TIME: 3:07:21 PM  
PAGE: 10/10

IDIS

CARES Act	Grant Year	Fund Type	Recipient TIN	Payee TIN	Program	PY	Drawn Amount
	2019	EN	066001900	066001900	CDBG		\$3,905.00
	2019	EN	066001900	066001900	CDBG		\$234.01
	2019	EN	066001900	066001900	CDBG		\$3,273.76
	2019	PI	066001900	066001900	CDBG		\$1,340.29
	2015	EN	066001900	066001900	CDBG		\$12,164.71
	2018	AD	066001900	066001900	HOME		\$5,538.45
	2019	EN	066001900	066001900	HESG		\$32,524.19
	2019	AD	066001900	066001900	HESG		\$1,192.14
	2015	EN	066001900	066001900	HOME		\$89,520.08
	2018	EN	066001900	066001900	CDBG		\$339.25
					<b>CDBG</b>	<b>TOTAL DRAWS:</b>	<b>\$2,532,444.10</b>
					<b>HESG</b>	<b>TOTAL DRAWS:</b>	<b>\$163,695.51</b>
					<b>HOME</b>	<b>TOTAL DRAWS:</b>	<b>\$196,921.23</b>
							<b>\$2,893,060.84</b>

**IDIS PR 08**

U.S. DEPARTMENT OF HOUSING AND URBAN  
DEVELOPMENT  
OFFICE OF COMMUNITY PLANNING AND DEVELOPMENT  
PR08 - Grantee Summary Activity Report

DATE: 11/4/2020  
TIME: 3:16:47 PM  
PAGE: 1/124

IDIS

Grantee Activity Number	IDIS Activity - ID	Pgm Yr Project	Activity Name	Act Stat	Matrix Code	Initial Funding Date
	1323	1995-1	NEIGHBORHOOD PARK IMPROVEMENTS	Completed	03F	07/01/75
	1287	1995-11	MOBILE HEALTH VAN	Completed	05L	07/01/78
	1288	1995-13	CHILD GUIDANCE CLINIC	Completed	05L	07/01/90
	1289	1995-14	EAST END SENIOR CENTER	Completed	05L	07/01/90
	1290	1995-15	AIDS OUTREACH PROGRAM	Completed	05Z	07/01/90
	1291	1995-17	WATERBURY GIRLS' CLUB - SUMMER CAMP	Completed	05L	07/01/93
	1292	1995-19	CHILDREN'S COMMUNITY SCHOOL	Completed	05L	07/01/92
	1293	1995-21	WOMEN'S EMERGENCY SHELTER	Completed	05M	07/01/92
	1294	1995-22	YMCA - SUMMER CAMP & KARATE PROGRAM	Completed	05M	07/01/92
	1295	1995-23	COMMISSION ON AGING	Completed	05A	07/01/92
	1296	1995-24	OFFICE OF PERSONS WITH DISABILITIES	Completed	05B	07/01/92
	1297	1995-25	HOMELESS COMMUNITY CENTER	Completed	03T	07/01/94
	1298	1995-26	HOUSING REHABILITATION LOAN PROGRAM	Completed	14B	07/01/88
	1299	1995-27	MORRIS FOUNDATION - SUBSTANCE ABUSE SER.	Completed	05L	07/01/78
	1300	1995-28	SALVATION ARMY - EMERGENCY SHELTERS	Completed	05D	07/01/95
	1301	1995-29	ST. VINCENT DEPAUL SOC. HOMELESS SHELTER	Completed		07/01/87
	1280	1995-3	LA CASA BIENVENIDA	Completed	05L	07/01/82
	1302	1995-30	GENERAL ADMINISTRATION	Completed	21A	07/01/78
	1303	1995-32	DEMOLITION OF BLIGHTED STRUCTURES	Completed	04	07/01/75
	1304	1995-33	FIRE STATION IMPROVEMENTS	Completed	03Z	07/01/92
	1305	1995-34	PUB. FAC. IMP. HANDICAPPED ACCESS.	Completed	03Z	07/01/92
	1306	1995-35	SIDEWALK IMPROVEMENTS	Completed	03L	07/01/91
	1307	1995-36	STREET IMPROVEMENTS	Completed	03K	07/01/75
	1308	1995-38	RELOCATION ASSISTANCE	Completed	08	07/01/92
	1281	1995-4	PRIDE, INC.	Completed	05L	07/01/78
	1309	1995-40	NEIGHBORHOOD HOUSING SERVICES	Completed	21A	07/01/80
	1313	1995-47	SPANISH ACTION COUNCIL/NOW, INC.	Completed	05L	07/01/91
	1314	1995-49	GREEN COMMUNITY SERVICES	Completed	05L	07/01/91
	1282	1995-5	COUNCIL OF CHURCHES - SOUP KITCHEN	Completed	05M	07/01/78
	1315	1995-55	WATERBURY DAY NURSERY	Completed	05L	07/01/92
	1316	1995-56	LITERACY VOLUNTEERS	Completed	05L	07/01/91
	1317	1995-57	MT. OLIVE SENIOR CENTER	Completed	05L	07/01/78
	1283	1995-6	STAYWELL HEALTH CENTER	Completed	05M	07/01/78
	1318	1995-60	LEAD PAINT HAZARD ABATEMENT	Completed	14I	07/01/96
	1324	1995-63	WATERBURY HOUSING FUND	Completed	14B	11/01/91
	1325	1995-64	WOW/NSA BALANCE	Completed	14A	07/01/81

U.S. DEPARTMENT OF HOUSING AND URBAN  
DEVELOPMENT  
OFFICE OF COMMUNITY PLANNING AND DEVELOPMENT  
PR08 - Grantee Summary Activity Report

DATE: 11/4/2020  
TIME: 3:16:47 PM  
PAGE: 2/124

IDIS

Grantee Activity Number	IDIS Activity - ID	Pgm Yr Project	Activity Name	Act Stat	Matrix Code	Funded Amount
	1323	1995-1	NEIGHBORHOOD PARK IMPROVEMENTS	Completed	03F	\$151,626.00
	1287	1995-11	MOBILE HEALTH VAN	Completed	05L	\$12,000.00
	1288	1995-13	CHILD GUIDANCE CLINIC	Completed	05L	\$19,000.00
	1289	1995-14	EAST END SENIOR CENTER	Completed	05L	\$10,000.00
	1290	1995-15	AIDS OUTREACH PROGRAM	Completed	05Z	\$12,500.00
	1291	1995-17	WATERBURY GIRLS' CLUB - SUMMER CAMP	Completed	05L	\$6,000.00
	1292	1995-19	CHILDREN'S COMMUNITY SCHOOL	Completed	05L	\$7,000.00
	1293	1995-21	WOMEN'S EMERGENCY SHELTER	Completed	05M	\$18,090.37
	1294	1995-22	YMCA - SUMMER CAMP & KARATE PROGRAM	Completed	05M	\$7,600.00
	1295	1995-23	COMMISSION ON AGING	Completed	05A	\$18,000.00
	1296	1995-24	OFFICE OF PERSONS WITH DISABILITIES	Completed	05B	\$14,765.00
	1297	1995-25	HOMELESS COMMUNITY CENTER	Completed	03T	\$13,301.15
	1298	1995-26	HOUSING REHABILITATION LOAN PROGRAM	Completed	14B	\$509,814.34
	1299	1995-27	MORRIS FOUNDATION - SUBSTANCE ABUSE SER.	Completed	05L	\$31,500.00
	1300	1995-28	SALVATION ARMY - EMERGENCY SHELTERS	Completed	05D	\$26,100.00
	1301	1995-29	ST. VINCENT DEPAUL SOC. HOMELESS SHELTER	Completed		\$23,850.00
	1280	1995-3	LA CASA BIENVENIDA	Completed	05L	\$22,500.00
	1302	1995-30	GENERAL ADMINISTRATION	Completed	21A	\$531,501.77
	1303	1995-32	DEMOLITION OF BLIGHTED STRUCTURES	Completed	04	\$481,308.89
	1304	1995-33	FIRE STATION IMPROVEMENTS	Completed	03Z	\$160,000.00
	1305	1995-34	PUB. FAC. IMP. HANDICAPPED ACCESS.	Completed	03Z	\$133,195.80
	1306	1995-35	SIDEWALK IMPROVEMENTS	Completed	03L	\$366,624.00
	1307	1995-36	STREET IMPROVEMENTS	Completed	03K	\$415,374.00
	1308	1995-38	RELOCATION ASSISTANCE	Completed	08	\$131,379.14
	1281	1995-4	PRIDE, INC.	Completed	05L	\$18,310.10
	1309	1995-40	NEIGHBORHOOD HOUSING SERVICES	Completed	21A	\$20,000.00
	1313	1995-47	SPANISH ACTION COUNCIL/NOW, INC.	Completed	05L	\$13,780.00
	1314	1995-49	GREEN COMMUNITY SERVICES	Completed	05L	\$10,000.00
	1282	1995-5	COUNCIL OF CHURCHES - SOUP KITCHEN	Completed	05M	\$15,000.00
	1315	1995-55	WATERBURY DAY NURSERY	Completed	05L	\$16,385.00
	1316	1995-56	LITERACY VOLUNTEERS	Completed	05L	\$5,000.00
	1317	1995-57	MT. OLIVE SENIOR CENTER	Completed	05L	\$28,715.00
	1283	1995-6	STAYWELL HEALTH CENTER	Completed	05M	\$41,835.00
	1318	1995-60	LEAD PAINT HAZARD ABATEMENT	Completed	14I	\$58,080.00
	1324	1995-63	WATERBURY HOUSING FUND	Completed	14B	\$10,225.53
	1325	1995-64	WOW/NSA BALANCE	Completed	14A	\$11,643.00

U.S. DEPARTMENT OF HOUSING AND URBAN  
DEVELOPMENT  
OFFICE OF COMMUNITY PLANNING AND DEVELOPMENT  
PR08 - Grantee Summary Activity Report

DATE: 11/4/2020  
TIME: 3:16:47 PM  
PAGE: 3/124

IDIS

Grantee Activity Number	IDIS Activity - ID	Pgm Yr Project	Activity Name	Act Stat	Matrix Code	Drawn Amount
	1323	1995-1	NEIGHBORHOOD PARK IMPROVEMENTS	Completed	03F	\$151,626.00
	1287	1995-11	MOBILE HEALTH VAN	Completed	05L	\$12,000.00
	1288	1995-13	CHILD GUIDANCE CLINIC	Completed	05L	\$19,000.00
	1289	1995-14	EAST END SENIOR CENTER	Completed	05L	\$10,000.00
	1290	1995-15	AIDS OUTREACH PROGRAM	Completed	05Z	\$12,500.00
	1291	1995-17	WATERBURY GIRLS' CLUB - SUMMER CAMP	Completed	05L	\$6,000.00
	1292	1995-19	CHILDREN'S COMMUNITY SCHOOL	Completed	05L	\$7,000.00
	1293	1995-21	WOMEN'S EMERGENCY SHELTER	Completed	05M	\$18,090.37
	1294	1995-22	YMCA - SUMMER CAMP & KARATE PROGRAM	Completed	05M	\$7,600.00
	1295	1995-23	COMMISSION ON AGING	Completed	05A	\$18,000.00
	1296	1995-24	OFFICE OF PERSONS WITH DISABILITIES	Completed	05B	\$14,765.00
	1297	1995-25	HOMELESS COMMUNITY CENTER	Completed	03T	\$13,301.15
	1298	1995-26	HOUSING REHABILITATION LOAN PROGRAM	Completed	14B	\$509,814.34
	1299	1995-27	MORRIS FOUNDATION - SUBSTANCE ABUSE SER.	Completed	05L	\$31,500.00
	1300	1995-28	SALVATION ARMY - EMERGENCY SHELTERS	Completed	05D	\$26,100.00
	1301	1995-29	ST. VINCENT DEPAUL SOC. HOMELESS SHELTER	Completed		\$23,850.00
	1280	1995-3	LA CASA BIENVENIDA	Completed	05L	\$22,500.00
	1302	1995-30	GENERAL ADMINISTRATION	Completed	21A	\$531,501.77
	1303	1995-32	DEMOLITION OF BLIGHTED STRUCTURES	Completed	04	\$481,308.89
	1304	1995-33	FIRE STATION IMPROVEMENTS	Completed	03Z	\$160,000.00
	1305	1995-34	PUB. FAC. IMP. HANDICAPPED ACCESS.	Completed	03Z	\$133,195.80
	1306	1995-35	SIDEWALK IMPROVEMENTS	Completed	03L	\$366,624.00
	1307	1995-36	STREET IMPROVEMENTS	Completed	03K	\$415,374.00
	1308	1995-38	RELOCATION ASSISTANCE	Completed	08	\$131,379.14
	1281	1995-4	PRIDE, INC.	Completed	05L	\$18,310.10
	1309	1995-40	NEIGHBORHOOD HOUSING SERVICES	Completed	21A	\$20,000.00
	1313	1995-47	SPANISH ACTION COUNCIL/NOW, INC.	Completed	05L	\$13,780.00
	1314	1995-49	GREEN COMMUNITY SERVICES	Completed	05L	\$10,000.00
	1282	1995-5	COUNCIL OF CHURCHES - SOUP KITCHEN	Completed	05M	\$15,000.00
	1315	1995-55	WATERBURY DAY NURSERY	Completed	05L	\$16,385.00
	1316	1995-56	LITERACY VOLUNTEERS	Completed	05L	\$5,000.00
	1317	1995-57	MT. OLIVE SENIOR CENTER	Completed	05L	\$28,715.00
	1283	1995-6	STAYWELL HEALTH CENTER	Completed	05M	\$41,835.00
	1318	1995-60	LEAD PAINT HAZARD ABATEMENT	Completed	14I	\$58,080.00
	1324	1995-63	WATERBURY HOUSING FUND	Completed	14B	\$10,225.53
	1325	1995-64	WOW/NSA BALANCE	Completed	14A	\$11,643.00

U.S. DEPARTMENT OF HOUSING AND URBAN  
DEVELOPMENT  
OFFICE OF COMMUNITY PLANNING AND DEVELOPMENT  
PR08 - Grantee Summary Activity Report

DATE: 11/4/2020  
TIME: 3:16:47 PM  
PAGE: 4/124

IDIS

Grantee Activity Number	IDIS Activity - ID	Pgm Yr Project	Activity Name	Act Stat	Matrix Code	Date of Last Draw
	1323	1995-1	NEIGHBORHOOD PARK IMPROVEMENTS	Completed	03F	02/06/1999
	1287	1995-11	MOBILE HEALTH VAN	Completed	05L	05/21/1997
	1288	1995-13	CHILD GUIDANCE CLINIC	Completed	05L	07/25/1997
	1289	1995-14	EAST END SENIOR CENTER	Completed	05L	07/25/1997
	1290	1995-15	AIDS OUTREACH PROGRAM	Completed	05Z	07/25/1997
	1291	1995-17	WATERBURY GIRLS' CLUB - SUMMER CAMP	Completed	05L	11/15/1996
	1292	1995-19	CHILDREN'S COMMUNITY SCHOOL	Completed	05L	07/15/1997
	1293	1995-21	WOMEN'S EMERGENCY SHELTER	Completed	05M	07/15/1997
	1294	1995-22	YMCA - SUMMER CAMP & KARATE PROGRAM	Completed	05M	07/25/1997
	1295	1995-23	COMMISSION ON AGING	Completed	05A	05/21/1997
	1296	1995-24	OFFICE OF PERSONS WITH DISABILITIES	Completed	05B	05/21/1997
	1297	1995-25	HOMELESS COMMUNITY CENTER	Completed	03T	03/25/1997
	1298	1995-26	HOUSING REHABILITATION LOAN PROGRAM	Completed	14B	06/26/1998
	1299	1995-27	MORRIS FOUNDATION - SUBSTANCE ABUSE SER.	Completed	05L	01/31/1997
	1300	1995-28	SALVATION ARMY - EMERGENCY SHELTERS	Completed	05D	07/25/1997
	1301	1995-29	ST. VINCENT DEPAUL SOC. HOMELESS SHELTER	Completed		04/09/1997
	1280	1995-3	LA CASA BIENVENIDA	Completed	05L	07/25/1997
	1302	1995-30	GENERAL ADMINISTRATION	Completed	21A	08/28/1997
	1303	1995-32	DEMOLITION OF BLIGHTED STRUCTURES	Completed	04	10/09/1997
	1304	1995-33	FIRE STATION IMPROVEMENTS	Completed	03Z	10/07/1998
	1305	1995-34	PUB. FAC. IMP. HANDICAPPED ACCESS.	Completed	03Z	12/28/2000
	1306	1995-35	SIDEWALK IMPROVEMENTS	Completed	03L	12/09/1998
	1307	1995-36	STREET IMPROVEMENTS	Completed	03K	06/10/1998
	1308	1995-38	RELOCATION ASSISTANCE	Completed	08	02/19/2003
	1281	1995-4	PRIDE, INC.	Completed	05L	07/25/1997
	1309	1995-40	NEIGHBORHOOD HOUSING SERVICES	Completed	21A	07/25/1997
	1313	1995-47	SPANISH ACTION COUNCIL/NOW, INC.	Completed	05L	04/07/1998
	1314	1995-49	GREEN COMMUNITY SERVICES	Completed	05L	07/25/1997
	1282	1995-5	COUNCIL OF CHURCHES - SOUP KITCHEN	Completed	05M	07/15/1997
	1315	1995-55	WATERBURY DAY NURSERY	Completed	05L	05/08/1997
	1316	1995-56	LITERACY VOLUNTEERS	Completed	05L	11/15/1996
	1317	1995-57	MT. OLIVE SENIOR CENTER	Completed	05L	07/25/1997
	1283	1995-6	STAYWELL HEALTH CENTER	Completed	05M	12/31/1996
	1318	1995-60	LEAD PAINT HAZARD ABATEMENT	Completed	14I	06/10/1997
	1324	1995-63	WATERBURY HOUSING FUND	Completed	14B	12/23/1997
	1325	1995-64	WOW/NSA BALANCE	Completed	14A	05/13/1998

U.S. DEPARTMENT OF HOUSING AND URBAN  
DEVELOPMENT  
OFFICE OF COMMUNITY PLANNING AND DEVELOPMENT  
PR08 - Grantee Summary Activity Report

DATE: 11/4/2020  
TIME: 3:16:47 PM  
PAGE: 5/124

IDIS

Grantee Activity Number	IDIS Activity - ID	Pgm Yr Project	Activity Name	Act Stat	Matrix Code	Initial Funding Date
	1284	1995-7	COUNCIL OF CHURCHES - EMER. FOOD BANK	Completed	05M	07/01/87
	1380	1995-70	THE BARNES STREET RESIDENCES	Completed		05/28/97
	1381	1995-70	BONNER HOUSING - 132 BISHOP ST.	Completed		05/28/97
	1383	1995-70	BONNER HOUSING - 47 HOPKINS STREET	Completed		05/28/97
	1384	1995-70	BONNER HOUSING - 37-47 BRONSON STREET	Completed		05/28/97
	1285	1995-8	WATERBURY YOUTH SERVICES	Completed	05M	07/01/78
	1286	1995-9	WATERBURY SENIOR SHUTTLE	Completed	05A	05/01/80
	1355	1996-55	MAYOR'S YOUTH SERVICES	Completed	05D	07/01/96
	1345	1996-56	PUB. FAC. IMP. - SCHOOL SYSTEM	Completed	03Z	07/01/92
	1329	1996-57	ACQUISITION	Completed	01	07/01/86
	1428	1996-67	DILIBERTO - REHABILITATION	Completed		04/01/98
	1429	1996-67	LORUSSO - REHABILITATION	Completed		04/01/98
	1430	1996-67	AUSTIN - NEW CONSTRUCTION	Completed		04/21/98
	1431	1996-67	HARRIS - REHAB	Completed		06/03/98
	1432	1996-67	OUELLETTE - REHAB	Completed		06/03/98
	1402	1997-1	NEIGHBORHOOD PARK IMPROVEMENTS	Completed	03F	07/01/75
	1387	1997-11	CHILD GUIDANCE CLINIC OF WATERBURY	Completed	05D	07/01/91
	1391	1997-12	EAST END SENIOR CENTER	Completed	05A	07/01/90
	1386	1997-13	AIDS OUTREACH PROGRAM	Completed	05M	07/01/90
	1417	1997-14	WATERBURY GIRL'S CLUB	Completed	05L	07/01/91
	1388	1997-15	CHILDREN'S COMMUNITY SCHOOL	Completed	05L	07/01/92
	1420	1997-16	WOMEN'S EMERGENCY SHELTER	Completed	05G	07/01/79
	1421	1997-17	YMCA	Completed	05D	07/01/92
	1389	1997-18	COMMISSION ON AGING	Completed	05A	07/01/92
	1405	1997-19	OFFICE FOR PERSONS WITH DISABILITIES	Completed	05B	07/01/92
	1395	1997-2	LA CASA BIENVENIDA	Completed	05A	07/01/82
	1400	1997-22	MORRIS FOUNDATION	Completed	05F	07/01/78
	1410	1997-23	SALVATION ARMY	Completed	05Z	07/01/95
	1413	1997-24	ST. VINCENT DE PAUL SOCIETY, INC.	Completed	05Z	07/01/97
	1426	1997-25	GENERAL ADMINISTRATION	Completed	21A	07/01/74
	1390	1997-26	DEMOLITION	Completed	04	07/01/75
	1393	1997-27	FIRE STATION IMPROVEMENTS	Completed	03Z	07/01/92
	1411	1997-29	NEIGHBORHOOD SIDEWALKS	Completed	03L	07/01/91
	1406	1997-3	PRIDE, INC.	Completed	05D	07/01/78
	1415	1997-30	STREET IMPROVEMENTS	Completed	03K	07/01/75
	1423	1997-31	NEIGHBORHOOD IMPROVEMENTS	Completed	03Z	07/01/97



U.S. DEPARTMENT OF HOUSING AND URBAN  
DEVELOPMENT  
OFFICE OF COMMUNITY PLANNING AND DEVELOPMENT  
PR08 - Grantee Summary Activity Report

DATE: 11/4/2020  
TIME: 3:16:47 PM  
PAGE: 6/124

IDIS

Grantee Activity Number	IDIS Activity - ID	Pgm Yr Project	Activity Name	Act Stat	Matrix Code	Funded Amount
	1284	1995-7	COUNCIL OF CHURCHES - EMER. FOOD BANK	Completed	05M	\$7,000.00
	1380	1995-70	THE BARNES STREET RESIDENCES	Completed		\$66,000.00
	1381	1995-70	BONNER HOUSING - 132 BISHOP ST.	Completed		\$312.44
	1383	1995-70	BONNER HOUSING - 47 HOPKINS STREET	Completed		\$128,000.00
	1384	1995-70	BONNER HOUSING - 37-47 BRONSON STREET	Completed		\$162,587.00
	1285	1995-8	WATERBURY YOUTH SERVICES	Completed	05M	\$34,755.00
	1286	1995-9	WATERBURY SENIOR SHUTTLE	Completed	05A	\$38,000.00
	1355	1996-55	MAYOR'S YOUTH SERVICES	Completed	05D	\$26,777.20
	1345	1996-56	PUB. FAC. IMP. - SCHOOL SYSTEM	Completed	03Z	\$461,166.00
	1329	1996-57	ACQUISITION	Completed	01	\$144,000.00
	1428	1996-67	DILIBERTO - REHABILITATION	Completed		\$19,437.40
	1429	1996-67	LORUSSO - REHABILITATION	Completed		\$16,285.34
	1430	1996-67	AUSTIN - NEW CONSTRUCTION	Completed		\$156,000.00
	1431	1996-67	HARRIS - REHAB	Completed		\$33,308.00
	1432	1996-67	OUELLETTE - REHAB	Completed		\$17,386.26
	1402	1997-1	NEIGHBORHOOD PARK IMPROVEMENTS	Completed	03F	\$199,999.55
	1387	1997-11	CHILD GUIDANCE CLINIC OF WATERBURY	Completed	05D	\$23,600.00
	1391	1997-12	EAST END SENIOR CENTER	Completed	05A	\$12,000.00
	1386	1997-13	AIDS OUTREACH PROGRAM	Completed	05M	\$9,475.69
	1417	1997-14	WATERBURY GIRL'S CLUB	Completed	05L	\$7,000.00
	1388	1997-15	CHILDREN'S COMMUNITY SCHOOL	Completed	05L	\$8,750.00
	1420	1997-16	WOMEN'S EMERGENCY SHELTER	Completed	05G	\$18,650.00
	1421	1997-17	YMCA	Completed	05D	\$11,000.00
	1389	1997-18	COMMISSION ON AGING	Completed	05A	\$20,000.00
	1405	1997-19	OFFICE FOR PERSONS WITH DISABILITIES	Completed	05B	\$15,000.00
	1395	1997-2	LA CASA BIENVENIDA	Completed	05A	\$23,700.00
	1400	1997-22	MORRIS FOUNDATION	Completed	05F	\$31,500.00
	1410	1997-23	SALVATION ARMY	Completed	05Z	\$26,100.00
	1413	1997-24	ST. VINCENT DE PAUL SOCIETY, INC.	Completed	05Z	\$38,459.10
	1426	1997-25	GENERAL ADMINISTRATION	Completed	21A	\$518,286.06
	1390	1997-26	DEMOLITION	Completed	04	\$704,108.51
	1393	1997-27	FIRE STATION IMPROVEMENTS	Completed	03Z	\$132,750.00
	1411	1997-29	NEIGHBORHOOD SIDEWALKS	Completed	03L	\$311,162.44
	1406	1997-3	PRIDE, INC.	Completed	05D	\$18,000.00
	1415	1997-30	STREET IMPROVEMENTS	Completed	03K	\$268,000.00
	1423	1997-31	NEIGHBORHOOD IMPROVEMENTS	Completed	03Z	\$95,859.48

U.S. DEPARTMENT OF HOUSING AND URBAN  
DEVELOPMENT  
OFFICE OF COMMUNITY PLANNING AND DEVELOPMENT  
PR08 - Grantee Summary Activity Report

DATE: 11/4/2020  
TIME: 3:16:47 PM  
PAGE: 7/124

IDIS

Grantee Activity Number	IDIS Activity - ID	Pgm Yr Project	Activity Name	Act Stat	Matrix Code	Drawn Amount
	1284	1995-7	COUNCIL OF CHURCHES - EMER. FOOD BANK	Completed	05M	\$7,000.00
	1380	1995-70	THE BARNES STREET RESIDENCES	Completed		\$66,000.00
	1381	1995-70	BONNER HOUSING - 132 BISHOP ST.	Completed		\$312.44
	1383	1995-70	BONNER HOUSING - 47 HOPKINS STREET	Completed		\$128,000.00
	1384	1995-70	BONNER HOUSING - 37-47 BRONSON STREET	Completed		\$162,587.00
	1285	1995-8	WATERBURY YOUTH SERVICES	Completed	05M	\$34,755.00
	1286	1995-9	WATERBURY SENIOR SHUTTLE	Completed	05A	\$38,000.00
	1355	1996-55	MAYOR'S YOUTH SERVICES	Completed	05D	\$26,777.20
	1345	1996-56	PUB. FAC. IMP. - SCHOOL SYSTEM	Completed	03Z	\$461,166.00
	1329	1996-57	ACQUISITION	Completed	01	\$144,000.00
	1428	1996-67	DILIBERTO - REHABILITATION	Completed		\$19,437.40
	1429	1996-67	LORUSSO - REHABILITATION	Completed		\$16,285.34
	1430	1996-67	AUSTIN - NEW CONSTRUCTION	Completed		\$156,000.00
	1431	1996-67	HARRIS - REHAB	Completed		\$33,308.00
	1432	1996-67	OUELLETTE - REHAB	Completed		\$17,386.26
	1402	1997-1	NEIGHBORHOOD PARK IMPROVEMENTS	Completed	03F	\$199,999.55
	1387	1997-11	CHILD GUIDANCE CLINIC OF WATERBURY	Completed	05D	\$23,600.00
	1391	1997-12	EAST END SENIOR CENTER	Completed	05A	\$12,000.00
	1386	1997-13	AIDS OUTREACH PROGRAM	Completed	05M	\$9,475.69
	1417	1997-14	WATERBURY GIRL'S CLUB	Completed	05L	\$7,000.00
	1388	1997-15	CHILDREN'S COMMUNITY SCHOOL	Completed	05L	\$8,750.00
	1420	1997-16	WOMEN'S EMERGENCY SHELTER	Completed	05G	\$18,650.00
	1421	1997-17	YMCA	Completed	05D	\$11,000.00
	1389	1997-18	COMMISSION ON AGING	Completed	05A	\$20,000.00
	1405	1997-19	OFFICE FOR PERSONS WITH DISABILITIES	Completed	05B	\$15,000.00
	1395	1997-2	LA CASA BIENVENIDA	Completed	05A	\$23,700.00
	1400	1997-22	MORRIS FOUNDATION	Completed	05F	\$31,500.00
	1410	1997-23	SALVATION ARMY	Completed	05Z	\$26,100.00
	1413	1997-24	ST. VINCENT DE PAUL SOCIETY, INC.	Completed	05Z	\$38,459.10
	1426	1997-25	GENERAL ADMINISTRATION	Completed	21A	\$518,286.06
	1390	1997-26	DEMOLITION	Completed	04	\$704,108.51
	1393	1997-27	FIRE STATION IMPROVEMENTS	Completed	03Z	\$132,750.00
	1411	1997-29	NEIGHBORHOOD SIDEWALKS	Completed	03L	\$311,162.44
	1406	1997-3	PRIDE, INC.	Completed	05D	\$18,000.00
	1415	1997-30	STREET IMPROVEMENTS	Completed	03K	\$268,000.00
	1423	1997-31	NEIGHBORHOOD IMPROVEMENTS	Completed	03Z	\$95,859.48

U.S. DEPARTMENT OF HOUSING AND URBAN  
DEVELOPMENT  
OFFICE OF COMMUNITY PLANNING AND DEVELOPMENT  
PR08 - Grantee Summary Activity Report

DATE: 11/4/2020  
TIME: 3:16:47 PM  
PAGE: 8/124

IDIS

Grantee Activity Number	IDIS Activity - ID	Pgm Yr Project	Activity Name	Act Stat	Matrix Code	Date of Last Draw
	1284	1995-7	COUNCIL OF CHURCHES - EMER. FOOD BANK	Completed	05M	11/15/1996
	1380	1995-70	THE BARNES STREET RESIDENCES	Completed		01/22/1998
	1381	1995-70	BONNER HOUSING - 132 BISHOP ST.	Completed		04/02/1999
	1383	1995-70	BONNER HOUSING - 47 HOPKINS STREET	Completed		02/23/1999
	1384	1995-70	BONNER HOUSING - 37-47 BRONSON STREET	Completed		02/23/1999
	1285	1995-8	WATERBURY YOUTH SERVICES	Completed	05M	07/25/1997
	1286	1995-9	WATERBURY SENIOR SHUTTLE	Completed	05A	05/08/1997
	1355	1996-55	MAYOR'S YOUTH SERVICES	Completed	05D	01/06/2001
	1345	1996-56	PUB. FAC. IMP. - SCHOOL SYSTEM	Completed	03Z	03/09/1999
	1329	1996-57	ACQUISITION	Completed	01	05/11/1999
	1428	1996-67	DILIBERTO - REHABILITATION	Completed		06/10/1998
	1429	1996-67	LORUSSO - REHABILITATION	Completed		06/10/1998
	1430	1996-67	AUSTIN - NEW CONSTRUCTION	Completed		09/23/1998
	1431	1996-67	HARRIS - REHAB	Completed		09/23/1998
	1432	1996-67	OUELLETTE - REHAB	Completed		08/28/1998
	1402	1997-1	NEIGHBORHOOD PARK IMPROVEMENTS	Completed	03F	06/20/2000
	1387	1997-11	CHILD GUIDANCE CLINIC OF WATERBURY	Completed	05D	08/11/1998
	1391	1997-12	EAST END SENIOR CENTER	Completed	05A	06/26/1998
	1386	1997-13	AIDS OUTREACH PROGRAM	Completed	05M	08/11/1998
	1417	1997-14	WATERBURY GIRL'S CLUB	Completed	05L	12/11/1997
	1388	1997-15	CHILDREN'S COMMUNITY SCHOOL	Completed	05L	06/26/1998
	1420	1997-16	WOMEN'S EMERGENCY SHELTER	Completed	05G	06/26/1998
	1421	1997-17	YMCA	Completed	05D	07/18/1998
	1389	1997-18	COMMISSION ON AGING	Completed	05A	06/10/1998
	1405	1997-19	OFFICE FOR PERSONS WITH DISABILITIES	Completed	05B	06/10/1998
	1395	1997-2	LA CASA BIENVENIDA	Completed	05A	07/18/1998
	1400	1997-22	MORRIS FOUNDATION	Completed	05F	02/27/1998
	1410	1997-23	SALVATION ARMY	Completed	05Z	07/18/1998
	1413	1997-24	ST. VINCENT DE PAUL SOCIETY, INC.	Completed	05Z	06/10/1998
	1426	1997-25	GENERAL ADMINISTRATION	Completed	21A	08/28/1998
	1390	1997-26	DEMOLITION	Completed	04	11/21/1998
	1393	1997-27	FIRE STATION IMPROVEMENTS	Completed	03Z	04/11/2000
	1411	1997-29	NEIGHBORHOOD SIDEWALKS	Completed	03L	12/08/1999
	1406	1997-3	PRIDE, INC.	Completed	05D	07/09/1998
	1415	1997-30	STREET IMPROVEMENTS	Completed	03K	04/02/1999
	1423	1997-31	NEIGHBORHOOD IMPROVEMENTS	Completed	03Z	11/20/2001

U.S. DEPARTMENT OF HOUSING AND URBAN  
DEVELOPMENT  
OFFICE OF COMMUNITY PLANNING AND DEVELOPMENT  
PR08 - Grantee Summary Activity Report

DATE: 11/4/2020  
TIME: 3:16:47 PM  
PAGE: 9/124

IDIS

Grantee Activity Number	IDIS Activity - ID	Pgm Yr Project	Activity Name	Act Stat	Matrix Code	Initial Funding Date
	1392	1997-32	EMERGENCY RELOCATION/CODE ENFORCEMENT	Completed	08	07/01/92
	1403	1997-34	NEIGH. HOUSING SER. - PROGRAM DELIVERY	Completed	21A	07/01/80
	1409	1997-4	COUNCIL OF CHURCHES - SOUP KITCHEN	Completed	05Z	07/01/78
	1412	1997-40	SPANISH ACTION COUNCIL - NOW, INC.	Completed	05D	02/01/95
	1394	1997-41	GREEN COMMUNITY SERVICES	Completed	05K	07/01/91
	1416	1997-47	WATERBURY DAY NURSERY	Completed	05L	07/01/90
	1398	1997-48	LITERACY VOLUNTEERS OF AMERICA, INC.	Completed	05Z	07/01/91
	1401	1997-49	MT. OLIVE SENIOR CENTER	Completed	05A	07/01/78
	1414	1997-5	STAYWELL HEALTH CENTER	Completed	05M	07/01/78
	1397	1997-52	LEAD PAINT HAZARD ABATEMENT	Completed	14I	07/01/96
	1407	1997-56	PUBLIC FACILITY IMPROVEMENTS - SCHOOLS	Completed	03Z	07/01/92
	1408	1997-6	COUNCIL OF CHURCHES - EMER. FOOD BANK	Completed	05Z	07/01/87
	1404	1997-65	NRZ COMMUNITY DEVELOPMENT PROJECTS	Completed	03Z	07/01/97
	1396	1997-66	LATINO ARTISTS GROUP, INC.	Completed	05D	07/01/97
	1424	1997-67	PUBLIC FAC. IMP. - NEIGH. POLICE PREC.	Completed	05Z	07/01/97
	1427	1997-68	GREATER WATERBURY INTERFAITH MINISTRIES	Completed	05Z	11/01/97
	1419	1997-7	YOUTH SERVICES SYSTEM	Completed	05D	07/01/89
	1465	1997-71	199 BISHOP STREET	Completed		09/03/98
	1466	1997-71	STEPONAITIS - REHAB	Completed		09/25/98
	1467	1997-71	CLARKE - REHABILITATION	Completed		11/18/98
	1469	1997-71	MOBLEY/ANTRUM - REHABILITATION	Completed		12/03/98
	1470	1997-71	BRENNAN - REHABILITATION	Completed		11/17/98
	1471	1997-71	CHRISTOFANO - REHABILITATION	Completed		12/08/98
	1472	1997-71	MARCIANO - REHABILITATION	Completed		12/03/98
	1473	1997-71	STARBIRD - REHABILITATION	Completed		12/07/98
	1474	1997-71	ROSA - REHABILITATION	Completed		12/17/98
	1418	1997-8	WATERBURY SENIOR SHUTTLE	Completed	05A	05/01/80
	1399	1997-9	MOBILE HEALTH VAN	Completed	05M	07/01/78
	1441	1998-11	MOBILE HEALTH VAN	Completed	05M	07/01/78
	1436	1998-13	CHILD GUIDANCE CLINIC	Completed	05D	07/01/90
	1437	1998-14	EAST END SENIOR CENTER	Completed	05A	07/01/90
	1447	1998-17	GIRLS' INC. OF GREATER WATERBURY	Completed	05L	07/01/91
	1449	1998-19	CHILDREN'S COMMUNITY SCHOOL	Completed	05L	07/01/92
	1452	1998-21	WOMEN'S EMERGENCY SHELTER	Completed	05G	07/01/79
	1453	1998-22	YMCA	Completed	05D	07/01/92
	1450	1998-23	COMMISSION ON AGING	Completed	05A	07/01/92

U.S. DEPARTMENT OF HOUSING AND URBAN  
DEVELOPMENT  
OFFICE OF COMMUNITY PLANNING AND DEVELOPMENT  
PR08 - Grantee Summary Activity Report

DATE: 11/4/2020  
TIME: 3:16:47 PM  
PAGE: 10/124

IDIS

Grantee Activity Number	IDIS Activity - ID	Pgm Yr Project	Activity Name	Act Stat	Matrix Code	Funded Amount
	1392	1997-32	EMERGENCY RELOCATION/CODE ENFORCEMENT	Completed	08	\$20,000.00
	1403	1997-34	NEIGH. HOUSING SER. - PROGRAM DELIVERY	Completed	21A	\$20,000.00
	1409	1997-4	COUNCIL OF CHURCHES - SOUP KITCHEN	Completed	05Z	\$11,942.15
	1412	1997-40	SPANISH ACTION COUNCIL - NOW, INC.	Completed	05D	\$13,600.00
	1394	1997-41	GREEN COMMUNITY SERVICES	Completed	05K	\$1,410.64
	1416	1997-47	WATERBURY DAY NURSERY	Completed	05L	\$19,000.00
	1398	1997-48	LITERACY VOLUNTEERS OF AMERICA, INC.	Completed	05Z	\$6,000.00
	1401	1997-49	MT. OLIVE SENIOR CENTER	Completed	05A	\$29,800.00
	1414	1997-5	STAYWELL HEALTH CENTER	Completed	05M	\$40,660.00
	1397	1997-52	LEAD PAINT HAZARD ABATEMENT	Completed	14I	\$11,770.00
	1407	1997-56	PUBLIC FACILITY IMPROVEMENTS - SCHOOLS	Completed	03Z	\$804,970.48
	1408	1997-6	COUNCIL OF CHURCHES - EMER. FOOD BANK	Completed	05Z	\$2,462.24
	1404	1997-65	NRZ COMMUNITY DEVELOPMENT PROJECTS	Completed	03Z	\$14,638.54
	1396	1997-66	LATINO ARTISTS GROUP, INC.	Completed	05D	\$8,000.00
	1424	1997-67	PUBLIC FAC. IMP. - NEIGH. POLICE PREC.	Completed	05Z	\$29,449.34
	1427	1997-68	GREATER WATERBURY INTERFAITH MINISTRIES	Completed	05Z	\$17,184.97
	1419	1997-7	YOUTH SERVICES SYSTEM	Completed	05D	\$29,900.00
	1465	1997-71	199 BISHOP STREET	Completed		\$127,086.96
	1466	1997-71	STEPONAITIS - REHAB	Completed		\$60,000.00
	1467	1997-71	CLARKE - REHABILITATION	Completed		\$24,504.00
	1469	1997-71	MOBLEY/ANTRUM - REHABILITATION	Completed		\$65,000.00
	1470	1997-71	BRENNAN - REHABILITATION	Completed		\$22,000.00
	1471	1997-71	CHRISTOFANO - REHABILITATION	Completed		\$19,726.66
	1472	1997-71	MARCIANO - REHABILITATION	Completed		\$20,000.00
	1473	1997-71	STARBIRD - REHABILITATION	Completed		\$10,000.00
	1474	1997-71	ROSA - REHABILITATION	Completed		\$42,792.91
	1418	1997-8	WATERBURY SENIOR SHUTTLE	Completed	05A	\$49,129.75
	1399	1997-9	MOBILE HEALTH VAN	Completed	05M	\$12,000.00
	1441	1998-11	MOBILE HEALTH VAN	Completed	05M	\$12,000.00
	1436	1998-13	CHILD GUIDANCE CLINIC	Completed	05D	\$23,600.00
	1437	1998-14	EAST END SENIOR CENTER	Completed	05A	\$12,000.00
	1447	1998-17	GIRLS' INC. OF GREATER WATERBURY	Completed	05L	\$6,000.00
	1449	1998-19	CHILDREN'S COMMUNITY SCHOOL	Completed	05L	\$10,000.00
	1452	1998-21	WOMEN'S EMERGENCY SHELTER	Completed	05G	\$19,150.00
	1453	1998-22	YMCA	Completed	05D	\$11,000.00
	1450	1998-23	COMMISSION ON AGING	Completed	05A	\$20,000.00

U.S. DEPARTMENT OF HOUSING AND URBAN  
DEVELOPMENT  
OFFICE OF COMMUNITY PLANNING AND DEVELOPMENT  
PR08 - Grantee Summary Activity Report

DATE: 11/4/2020  
TIME: 3:16:47 PM  
PAGE: 11/124

IDIS

Grantee Activity Number	IDIS Activity - ID	Pgm Yr Project	Activity Name	Act Stat	Matrix Code	Drawn Amount
	1392	1997-32	EMERGENCY RELOCATION/CODE ENFORCEMENT	Completed	08	\$20,000.00
	1403	1997-34	NEIGH. HOUSING SER. - PROGRAM DELIVERY	Completed	21A	\$20,000.00
	1409	1997-4	COUNCIL OF CHURCHES - SOUP KITCHEN	Completed	05Z	\$11,942.15
	1412	1997-40	SPANISH ACTION COUNCIL - NOW, INC.	Completed	05D	\$13,600.00
	1394	1997-41	GREEN COMMUNITY SERVICES	Completed	05K	\$1,410.64
	1416	1997-47	WATERBURY DAY NURSERY	Completed	05L	\$19,000.00
	1398	1997-48	LITERACY VOLUNTEERS OF AMERICA, INC.	Completed	05Z	\$6,000.00
	1401	1997-49	MT. OLIVE SENIOR CENTER	Completed	05A	\$29,800.00
	1414	1997-5	STAYWELL HEALTH CENTER	Completed	05M	\$40,660.00
	1397	1997-52	LEAD PAINT HAZARD ABATEMENT	Completed	14I	\$11,770.00
	1407	1997-56	PUBLIC FACILITY IMPROVEMENTS - SCHOOLS	Completed	03Z	\$804,970.48
	1408	1997-6	COUNCIL OF CHURCHES - EMER. FOOD BANK	Completed	05Z	\$2,462.24
	1404	1997-65	NRZ COMMUNITY DEVELOPMENT PROJECTS	Completed	03Z	\$14,638.54
	1396	1997-66	LATINO ARTISTS GROUP, INC.	Completed	05D	\$8,000.00
	1424	1997-67	PUBLIC FAC. IMP. - NEIGH. POLICE PREC.	Completed	05Z	\$29,449.34
	1427	1997-68	GREATER WATERBURY INTERFAITH MINISTRIES	Completed	05Z	\$17,184.97
	1419	1997-7	YOUTH SERVICES SYSTEM	Completed	05D	\$29,900.00
	1465	1997-71	199 BISHOP STREET	Completed		\$127,086.96
	1466	1997-71	STEPONAITIS - REHAB	Completed		\$60,000.00
	1467	1997-71	CLARKE - REHABILITATION	Completed		\$24,504.00
	1469	1997-71	MOBLEY/ANTRUM - REHABILITATION	Completed		\$65,000.00
	1470	1997-71	BRENNAN - REHABILITATION	Completed		\$22,000.00
	1471	1997-71	CHRISTOFANO - REHABILITATION	Completed		\$19,726.66
	1472	1997-71	MARCIANO - REHABILITATION	Completed		\$20,000.00
	1473	1997-71	STARBIRD - REHABILITATION	Completed		\$10,000.00
	1474	1997-71	ROSA - REHABILITATION	Completed		\$42,792.91
	1418	1997-8	WATERBURY SENIOR SHUTTLE	Completed	05A	\$49,129.75
	1399	1997-9	MOBILE HEALTH VAN	Completed	05M	\$12,000.00
	1441	1998-11	MOBILE HEALTH VAN	Completed	05M	\$12,000.00
	1436	1998-13	CHILD GUIDANCE CLINIC	Completed	05D	\$23,600.00
	1437	1998-14	EAST END SENIOR CENTER	Completed	05A	\$12,000.00
	1447	1998-17	GIRLS' INC. OF GREATER WATERBURY	Completed	05L	\$6,000.00
	1449	1998-19	CHILDREN'S COMMUNITY SCHOOL	Completed	05L	\$10,000.00
	1452	1998-21	WOMEN'S EMERGENCY SHELTER	Completed	05G	\$19,150.00
	1453	1998-22	YMCA	Completed	05D	\$11,000.00
	1450	1998-23	COMMISSION ON AGING	Completed	05A	\$20,000.00

U.S. DEPARTMENT OF HOUSING AND URBAN  
DEVELOPMENT  
OFFICE OF COMMUNITY PLANNING AND DEVELOPMENT  
PR08 - Grantee Summary Activity Report

DATE: 11/4/2020  
TIME: 3:16:47 PM  
PAGE: 12/124

IDIS

Grantee Activity Number	IDIS Activity - ID	Pgm Yr Project	Activity Name	Act Stat	Matrix Code	Date of Last Draw
	1392	1997-32	EMERGENCY RELOCATION/CODE ENFORCEMENT	Completed	08	05/24/2003
	1403	1997-34	NEIGH. HOUSING SER. - PROGRAM DELIVERY	Completed	21A	08/11/1998
	1409	1997-4	COUNCIL OF CHURCHES - SOUP KITCHEN	Completed	05Z	12/23/1997
	1412	1997-40	SPANISH ACTION COUNCIL - NOW, INC.	Completed	05D	03/20/1999
	1394	1997-41	GREEN COMMUNITY SERVICES	Completed	05K	12/11/1997
	1416	1997-47	WATERBURY DAY NURSERY	Completed	05L	02/27/1998
	1398	1997-48	LITERACY VOLUNTEERS OF AMERICA, INC.	Completed	05Z	05/27/1998
	1401	1997-49	MT. OLIVE SENIOR CENTER	Completed	05A	07/18/1998
	1414	1997-5	STAYWELL HEALTH CENTER	Completed	05M	12/11/1997
	1397	1997-52	LEAD PAINT HAZARD ABATEMENT	Completed	14I	11/14/1997
	1407	1997-56	PUBLIC FACILITY IMPROVEMENTS - SCHOOLS	Completed	03Z	12/28/2000
	1408	1997-6	COUNCIL OF CHURCHES - EMER. FOOD BANK	Completed	05Z	11/14/1997
	1404	1997-65	NRZ COMMUNITY DEVELOPMENT PROJECTS	Completed	03Z	12/13/2006
	1396	1997-66	LATINO ARTISTS GROUP, INC.	Completed	05D	11/21/1998
	1424	1997-67	PUBLIC FAC. IMP. - NEIGH. POLICE PREC.	Completed	05Z	11/18/2000
	1427	1997-68	GREATER WATERBURY INTERFAITH MINISTRIES	Completed	05Z	08/11/1998
	1419	1997-7	YOUTH SERVICES SYSTEM	Completed	05D	07/18/1998
	1465	1997-71	199 BISHOP STREET	Completed		02/24/2000
	1466	1997-71	STEPONAITIS - REHAB	Completed		03/20/1999
	1467	1997-71	CLARKE - REHABILITATION	Completed		02/06/1999
	1469	1997-71	MOBLEY/ANTRUM - REHABILITATION	Completed		05/25/1999
	1470	1997-71	BRENNAN - REHABILITATION	Completed		05/11/1999
	1471	1997-71	CHRISTOFANO - REHABILITATION	Completed		03/20/1999
	1472	1997-71	MARCIANO - REHABILITATION	Completed		02/06/1999
	1473	1997-71	STARBIRD - REHABILITATION	Completed		05/11/1999
	1474	1997-71	ROSA - REHABILITATION	Completed		03/20/1999
	1418	1997-8	WATERBURY SENIOR SHUTTLE	Completed	05A	07/09/1998
	1399	1997-9	MOBILE HEALTH VAN	Completed	05M	03/25/1998
	1441	1998-11	MOBILE HEALTH VAN	Completed	05M	04/02/1999
	1436	1998-13	CHILD GUIDANCE CLINIC	Completed	05D	08/28/1999
	1437	1998-14	EAST END SENIOR CENTER	Completed	05A	07/10/1999
	1447	1998-17	GIRLS' INC. OF GREATER WATERBURY	Completed	05L	11/10/1998
	1449	1998-19	CHILDREN'S COMMUNITY SCHOOL	Completed	05L	07/10/1999
	1452	1998-21	WOMEN'S EMERGENCY SHELTER	Completed	05G	06/19/1999
	1453	1998-22	YMCA	Completed	05D	07/10/1999
	1450	1998-23	COMMISSION ON AGING	Completed	05A	05/25/1999

U.S. DEPARTMENT OF HOUSING AND URBAN  
DEVELOPMENT  
OFFICE OF COMMUNITY PLANNING AND DEVELOPMENT  
PR08 - Grantee Summary Activity Report

DATE: 11/4/2020  
TIME: 3:16:47 PM  
PAGE: 13/124

IDIS

Grantee Activity Number	IDIS Activity - ID	Pgm Yr Project	Activity Name	Act Stat	Matrix Code	Initial Funding Date
	1451	1998-24	OFFICE FOR PERSONS WITH DISABILITIES	Completed	05B	07/01/92
	1439	1998-27	MORRIS FOUNDATION - SUBSTANCE ABUSE SER.	Completed	05F	07/01/78
	1435	1998-28	SALVATION ARMY - EMERGENCY SHELTERS	Completed	05Z	07/01/95
	1463	1998-29	ST. VINCENT DEPAUL SOCIETY	Completed	05Z	07/01/97
	1434	1998-3	LA CASA BIENVENIDA	Completed	05A	07/01/82
	1433	1998-30	GENERAL ADMINISTRATION	Completed	21A	07/01/78
	1457	1998-32	DEMOLITION OF BLIGHTED STRUCTURES	Completed	04	07/01/75
	1458	1998-33	FIRE STATION IMPROVEMENTS	Completed	03O	07/01/92
	1462	1998-34	PUBLIC FACILITY IMP. - HANDICAP	Completed	03Z	07/01/92
	1460	1998-35	SIDEWALK IMPROVEMENTS	Completed	03L	07/01/91
	1459	1998-36	STREET IMPROVEMENTS	Completed	03K	07/01/75
	1445	1998-4	PRIDE, INC.	Completed	05D	07/01/78
	1446	1998-47	SPANISH ACTION COUNCIL/NOW, INC.	Completed	05D	07/01/95
	1454	1998-55	WATERBURY DAY NURSERY	Completed	05L	07/01/90
	1448	1998-56	LITERACY VOLUNTEERS	Completed	05Z	07/01/91
	1442	1998-57	MT OLIVE SENIOR CENTER	Completed	05A	07/01/78
	1440	1998-6	STAYWELL HEALTH CENTER	Completed	05M	07/01/78
	1455	1998-66	LATINO ARTIST'S GROUP	Completed	05D	07/01/97
	1456	1998-68	GREATER WATERBURY INTERFAITH MINISTRIES	Completed	05Z	11/01/97
	1481	1998-72	NOW, INC. - SECURITY DEPOSIT PROGRAM	Completed		03/16/99
	1468	1998-73	AUSTIN - NEW CONSTRUCTION	Completed		11/24/98
	1475	1998-73	JOB - REHABILITATION	Completed		12/08/98
	1476	1998-73	LACOMBE - REHABILITATION	Completed		12/17/98
	1477	1998-73	PHELAN - REHABILITATION	Completed		01/06/99
	1478	1998-73	KROSI - REHABILITATION	Completed		03/24/99
	1479	1998-73	ROACH - REHABILITATION	Completed		03/24/99
	1482	1998-73	CAREY - REHABILITATION	Completed		03/15/99
	1484	1998-73	STAFFORD/HICKMAN - REHABILITATION	Completed		03/31/99
	1485	1998-73	OBASOHAN - REHABILITATION	Completed		03/31/99
	1486	1998-73	OLIVEIRA - REHABILITATION	Completed		06/04/99
	1443	1998-8	WATERBURY YOUTH SERVICES	Completed	05D	07/01/78
	1444	1998-9	WATERBURY SENIOR SHUTTLE	Completed	05A	07/01/80
	1489	1999-1	PARK IMPROVEMENTS	Completed	03F	07/01/99
	1496	1999-11	CHILD GUIDANCE CLINIC	Completed	05D	07/01/99
	1497	1999-12	EAST END SENIOR CENTER	Completed	05A	07/01/99
	1498	1999-14	GIRLS' INC. OF GREATER WATERBURY	Completed	05L	07/01/99



U.S. DEPARTMENT OF HOUSING AND URBAN  
DEVELOPMENT  
OFFICE OF COMMUNITY PLANNING AND DEVELOPMENT  
PR08 - Grantee Summary Activity Report

DATE: 11/4/2020  
TIME: 3:16:47 PM  
PAGE: 14/124

IDIS

Grantee Activity Number	IDIS Activity - ID	Pgm Yr Project	Activity Name	Act Stat	Matrix Code	Funded Amount
	1451	1998-24	OFFICE FOR PERSONS WITH DISABILITIES	Completed	05B	\$15,000.00
	1439	1998-27	MORRIS FOUNDATION - SUBSTANCE ABUSE SER.	Completed	05F	\$37,000.00
	1435	1998-28	SALVATION ARMY - EMERGENCY SHELTERS	Completed	05Z	\$28,000.00
	1463	1998-29	ST. VINCENT DEPAUL SOCIETY	Completed	05Z	\$58,600.00
	1434	1998-3	LA CASA BIENVENIDA	Completed	05A	\$23,700.00
	1433	1998-30	GENERAL ADMINISTRATION	Completed	21A	\$521,737.62
	1457	1998-32	DEMOLITION OF BLIGHTED STRUCTURES	Completed	04	\$631,700.49
	1458	1998-33	FIRE STATION IMPROVEMENTS	Completed	03O	\$243,000.00
	1462	1998-34	PUBLIC FACILITY IMP. - HANDICAP	Completed	03Z	\$40,000.00
	1460	1998-35	SIDEWALK IMPROVEMENTS	Completed	03L	\$567,018.06
	1459	1998-36	STREET IMPROVEMENTS	Completed	03K	\$573,462.11
	1445	1998-4	PRIDE, INC.	Completed	05D	\$13,932.84
	1446	1998-47	SPANISH ACTION COUNCIL/NOW, INC.	Completed	05D	\$1,568.42
	1454	1998-55	WATERBURY DAY NURSERY	Completed	05L	\$19,000.00
	1448	1998-56	LITERACY VOLUNTEERS	Completed	05Z	\$5,500.00
	1442	1998-57	MT OLIVE SENIOR CENTER	Completed	05A	\$33,900.00
	1440	1998-6	STAYWELL HEALTH CENTER	Completed	05M	\$40,000.00
	1455	1998-66	LATINO ARTIST'S GROUP	Completed	05D	\$4,119.15
	1456	1998-68	GREATER WATERBURY INTERFAITH MINISTRIES	Completed	05Z	\$33,000.00
	1481	1998-72	NOW, INC. - SECURITY DEPOSIT PROGRAM	Completed		\$71,903.00
	1468	1998-73	AUSTIN - NEW CONSTRUCTION	Completed		\$134,400.00
	1475	1998-73	JOB - REHABILITATION	Completed		\$8,300.00
	1476	1998-73	LACOMBE - REHABILITATION	Completed		\$29,545.00
	1477	1998-73	PHELAN - REHABILITATION	Completed		\$35,000.00
	1478	1998-73	KROSI - REHABILITATION	Completed		\$35,158.00
	1479	1998-73	ROACH - REHABILITATION	Completed		\$14,500.00
	1482	1998-73	CAREY - REHABILITATION	Completed		\$18,504.00
	1484	1998-73	STAFFORD/HICKMAN - REHABILITATION	Completed		\$48,340.00
	1485	1998-73	OBASOHAN - REHABILITATION	Completed		\$12,000.00
	1486	1998-73	OLIVEIRA - REHABILITATION	Completed		\$20,000.00
	1443	1998-8	WATERBURY YOUTH SERVICES	Completed	05D	\$27,900.00
	1444	1998-9	WATERBURY SENIOR SHUTTLE	Completed	05A	\$63,003.90
	1489	1999-1	PARK IMPROVEMENTS	Completed	03F	\$350,000.00
	1496	1999-11	CHILD GUIDANCE CLINIC	Completed	05D	\$23,600.00
	1497	1999-12	EAST END SENIOR CENTER	Completed	05A	\$12,000.00
	1498	1999-14	GIRLS' INC. OF GREATER WATERBURY	Completed	05L	\$6,000.00

U.S. DEPARTMENT OF HOUSING AND URBAN  
DEVELOPMENT  
OFFICE OF COMMUNITY PLANNING AND DEVELOPMENT  
PR08 - Grantee Summary Activity Report

DATE: 11/4/2020  
TIME: 3:16:47 PM  
PAGE: 15/124

IDIS

Grantee Activity Number	IDIS Activity - ID	Pgm Yr Project	Activity Name	Act Stat	Matrix Code	Drawn Amount
	1451	1998-24	OFFICE FOR PERSONS WITH DISABILITIES	Completed	05B	\$15,000.00
	1439	1998-27	MORRIS FOUNDATION - SUBSTANCE ABUSE SER.	Completed	05F	\$37,000.00
	1435	1998-28	SALVATION ARMY - EMERGENCY SHELTERS	Completed	05Z	\$28,000.00
	1463	1998-29	ST. VINCENT DEPAUL SOCIETY	Completed	05Z	\$58,600.00
	1434	1998-3	LA CASA BIENVENIDA	Completed	05A	\$23,700.00
	1433	1998-30	GENERAL ADMINISTRATION	Completed	21A	\$521,737.62
	1457	1998-32	DEMOLITION OF BLIGHTED STRUCTURES	Completed	04	\$631,700.49
	1458	1998-33	FIRE STATION IMPROVEMENTS	Completed	03O	\$243,000.00
	1462	1998-34	PUBLIC FACILITY IMP. - HANDICAP	Completed	03Z	\$40,000.00
	1460	1998-35	SIDEWALK IMPROVEMENTS	Completed	03L	\$567,018.06
	1459	1998-36	STREET IMPROVEMENTS	Completed	03K	\$573,462.11
	1445	1998-4	PRIDE, INC.	Completed	05D	\$13,932.84
	1446	1998-47	SPANISH ACTION COUNCIL/NOW, INC.	Completed	05D	\$1,568.42
	1454	1998-55	WATERBURY DAY NURSERY	Completed	05L	\$19,000.00
	1448	1998-56	LITERACY VOLUNTEERS	Completed	05Z	\$5,500.00
	1442	1998-57	MT OLIVE SENIOR CENTER	Completed	05A	\$33,900.00
	1440	1998-6	STAYWELL HEALTH CENTER	Completed	05M	\$40,000.00
	1455	1998-66	LATINO ARTIST'S GROUP	Completed	05D	\$4,119.15
	1456	1998-68	GREATER WATERBURY INTERFAITH MINISTRIES	Completed	05Z	\$33,000.00
	1481	1998-72	NOW, INC. - SECURITY DEPOSIT PROGRAM	Completed		\$71,903.00
	1468	1998-73	AUSTIN - NEW CONSTRUCTION	Completed		\$134,400.00
	1475	1998-73	JOB - REHABILITATION	Completed		\$8,300.00
	1476	1998-73	LACOMBE - REHABILITATION	Completed		\$29,545.00
	1477	1998-73	PHELAN - REHABILITATION	Completed		\$35,000.00
	1478	1998-73	KROSI - REHABILITATION	Completed		\$35,158.00
	1479	1998-73	ROACH - REHABILITATION	Completed		\$14,500.00
	1482	1998-73	CAREY - REHABILITATION	Completed		\$18,504.00
	1484	1998-73	STAFFORD/HICKMAN - REHABILITATION	Completed		\$48,340.00
	1485	1998-73	OBASOHAN - REHABILITATION	Completed		\$12,000.00
	1486	1998-73	OLIVEIRA - REHABILITATION	Completed		\$20,000.00
	1443	1998-8	WATERBURY YOUTH SERVICES	Completed	05D	\$27,900.00
	1444	1998-9	WATERBURY SENIOR SHUTTLE	Completed	05A	\$63,003.90
	1489	1999-1	PARK IMPROVEMENTS	Completed	03F	\$350,000.00
	1496	1999-11	CHILD GUIDANCE CLINIC	Completed	05D	\$23,600.00
	1497	1999-12	EAST END SENIOR CENTER	Completed	05A	\$12,000.00
	1498	1999-14	GIRLS' INC. OF GREATER WATERBURY	Completed	05L	\$6,000.00

U.S. DEPARTMENT OF HOUSING AND URBAN  
DEVELOPMENT  
OFFICE OF COMMUNITY PLANNING AND DEVELOPMENT  
PR08 - Grantee Summary Activity Report

DATE: 11/4/2020  
TIME: 3:16:47 PM  
PAGE: 16/124

IDIS

Grantee Activity Number	IDIS Activity - ID	Pgm Yr Project	Activity Name	Act Stat	Matrix Code	Date of Last Draw
	1451	1998-24	OFFICE FOR PERSONS WITH DISABILITIES	Completed	05B	05/25/1999
	1439	1998-27	MORRIS FOUNDATION - SUBSTANCE ABUSE SER.	Completed	05F	04/02/1999
	1435	1998-28	SALVATION ARMY - EMERGENCY SHELTERS	Completed	05Z	08/18/1999
	1463	1998-29	ST. VINCENT DEPAUL SOCIETY	Completed	05Z	06/19/1999
	1434	1998-3	LA CASA BIENVENIDA	Completed	05A	08/04/1999
	1433	1998-30	GENERAL ADMINISTRATION	Completed	21A	08/28/1999
	1457	1998-32	DEMOLITION OF BLIGHTED STRUCTURES	Completed	04	10/27/1999
	1458	1998-33	FIRE STATION IMPROVEMENTS	Completed	03O	06/12/2001
	1462	1998-34	PUBLIC FACILITY IMP. - HANDICAP	Completed	03Z	02/21/2001
	1460	1998-35	SIDEWALK IMPROVEMENTS	Completed	03L	11/07/2000
	1459	1998-36	STREET IMPROVEMENTS	Completed	03K	01/10/2002
	1445	1998-4	PRIDE, INC.	Completed	05D	08/18/1999
	1446	1998-47	SPANISH ACTION COUNCIL/NOW, INC.	Completed	05D	03/20/1999
	1454	1998-55	WATERBURY DAY NURSERY	Completed	05L	05/25/1999
	1448	1998-56	LITERACY VOLUNTEERS	Completed	05Z	05/25/1999
	1442	1998-57	MT OLIVE SENIOR CENTER	Completed	05A	08/04/1999
	1440	1998-6	STAYWELL HEALTH CENTER	Completed	05M	03/09/1999
	1455	1998-66	LATINO ARTIST'S GROUP	Completed	05D	07/10/1999
	1456	1998-68	GREATER WATERBURY INTERFAITH MINISTRIES	Completed	05Z	06/09/1999
	1481	1998-72	NOW, INC. - SECURITY DEPOSIT PROGRAM	Completed		12/13/2003
	1468	1998-73	AUSTIN - NEW CONSTRUCTION	Completed		06/19/1999
	1475	1998-73	JOB - REHABILITATION	Completed		03/09/1999
	1476	1998-73	LACOMBE - REHABILITATION	Completed		05/25/1999
	1477	1998-73	PHELAN - REHABILITATION	Completed		05/11/1999
	1478	1998-73	KROSI - REHABILITATION	Completed		05/11/1999
	1479	1998-73	ROACH - REHABILITATION	Completed		04/21/1999
	1482	1998-73	CAREY - REHABILITATION	Completed		05/11/1999
	1484	1998-73	STAFFORD/HICKMAN - REHABILITATION	Completed		08/28/1999
	1485	1998-73	OBASOHAN - REHABILITATION	Completed		07/10/1999
	1486	1998-73	OLIVEIRA - REHABILITATION	Completed		08/28/1999
	1443	1998-8	WATERBURY YOUTH SERVICES	Completed	05D	08/18/1999
	1444	1998-9	WATERBURY SENIOR SHUTTLE	Completed	05A	10/27/1999
	1489	1999-1	PARK IMPROVEMENTS	Completed	03F	09/27/2003
	1496	1999-11	CHILD GUIDANCE CLINIC	Completed	05D	08/29/2000
	1497	1999-12	EAST END SENIOR CENTER	Completed	05A	06/06/2000
	1498	1999-14	GIRLS' INC. OF GREATER WATERBURY	Completed	05L	08/11/2000

U.S. DEPARTMENT OF HOUSING AND URBAN  
DEVELOPMENT  
OFFICE OF COMMUNITY PLANNING AND DEVELOPMENT  
PR08 - Grantee Summary Activity Report

DATE: 11/4/2020  
TIME: 3:16:47 PM  
PAGE: 17/124

IDIS

Grantee Activity Number	IDIS Activity - ID	Pgm Yr Project	Activity Name	Act Stat	Matrix Code	Initial Funding Date
	1499	1999-15	CHILDREN'S COMMUNITY SCHOOL	Completed	05L	07/01/99
	1500	1999-16	WOMEN'S EMERGENCY SHELTER	Completed	05Z	07/01/99
	1501	1999-17	YMCA	Completed	05D	07/01/99
	1502	1999-18	COMMISSION ON AGING	Completed	05A	07/01/99
	1503	1999-19	OFFICE FOR PERSONS WITH DISABILITIES	Completed	05B	07/01/99
	1490	1999-2	LA CASA BIENVENIDA	Completed	05A	07/01/99
	1505	1999-22	MORRIS FOUNDATION	Completed	05F	07/01/99
	1506	1999-23	SALVATION ARMY	Completed	05Z	07/01/99
	1507	1999-24	ST. VINCENT DEPAUL SOCIETY	Completed		07/01/99
	1508	1999-25	GENERAL ADMINISTRATION	Completed	21A	07/01/99
	1509	1999-26	DEMOLITION	Completed	04	07/01/99
	1510	1999-27	FIRE STATION IMPROVEMENTS	Completed	03O	07/01/99
	1511	1999-28	PUB. FAC. IMP. - HANDICAP ACCESSIBILITY	Completed	03Z	07/01/99
	1512	1999-29	SIDEWALK IMPROVEMENTS	Completed	03L	07/01/99
	1491	1999-3	PRIDE, INC.	Completed	05D	07/01/99
	1513	1999-30	STREET IMPROVEMENTS	Completed	03K	07/01/99
	1515	1999-33	GREATER WATERBURY INTERFAITH MINISTRIES	Completed	05Z	07/01/99
	1516	1999-36	HOME - ADMINISTRATION	Completed		07/01/99
	1518	1999-42	WATERBURY DAY NURSERY	Completed	05L	07/01/99
	1519	1999-43	LITERACY VOLUNTEERS	Completed	05Z	07/01/99
	1520	1999-44	MT. OLIVE SENIOR CENTER	Completed	05A	07/01/99
	1523	1999-48	PADUANO - REHABILITATION	Completed		10/12/99
	1524	1999-48	LANESE - REHABILITATION	Completed		10/05/99
	1525	1999-48	RASPO - REHABILITATION	Completed		10/05/99
	1526	1999-48	SACCHI - REHABILITATION	Completed		10/14/99
	1529	1999-48	CRUZ - REHABILITATION	Completed	14B	11/22/99
	1530	1999-48	IZZI - REHABILITATION	Completed		11/23/99
	1531	1999-48	FOLEY - REHABILITATION	Completed		11/22/99
	1532	1999-48	HAWKINS/JAMES - REHABILITATION	Completed		12/06/99
	1533	1999-48	DEPEDRO - REHABILITATION	Completed		12/15/99
	1534	1999-48	MACARY - REHABILITATION	Completed		12/15/99
	1535	1999-48	MONTAMBAULT - REHABILITATION	Completed		12/08/99
	1536	1999-48	RIVERA - REHABILITATION	Completed		05/11/00
	1538	1999-48	STEPONAITIS - REHABILITATION	Completed		05/24/00
	1539	1999-48	CHAMPAGNE - REHABILITATION	Completed		07/11/00
	1540	1999-48	ABLAZEY - REHABILITATION	Completed		07/11/00

U.S. DEPARTMENT OF HOUSING AND URBAN  
DEVELOPMENT  
OFFICE OF COMMUNITY PLANNING AND DEVELOPMENT  
PR08 - Grantee Summary Activity Report

DATE: 11/4/2020  
TIME: 3:16:47 PM  
PAGE: 18/124

IDIS

Grantee Activity Number	IDIS Activity - ID	Pgm Yr Project	Activity Name	Act Stat	Matrix Code	Funded Amount
	1499	1999-15	CHILDREN'S COMMUNITY SCHOOL	Completed	05L	\$10,000.00
	1500	1999-16	WOMEN'S EMERGENCY SHELTER	Completed	05Z	\$19,150.00
	1501	1999-17	YMCA	Completed	05D	\$6,000.00
	1502	1999-18	COMMISSION ON AGING	Completed	05A	\$20,000.00
	1503	1999-19	OFFICE FOR PERSONS WITH DISABILITIES	Completed	05B	\$15,000.00
	1490	1999-2	LA CASA BIENVENIDA	Completed	05A	\$23,700.00
	1505	1999-22	MORRIS FOUNDATION	Completed	05F	\$18,500.00
	1506	1999-23	SALVATION ARMY	Completed	05Z	\$23,000.00
	1507	1999-24	ST. VINCENT DEPAUL SOCIETY	Completed		\$58,500.00
	1508	1999-25	GENERAL ADMINISTRATION	Completed	21A	\$500,728.74
	1509	1999-26	DEMOLITION	Completed	04	\$437,772.74
	1510	1999-27	FIRE STATION IMPROVEMENTS	Completed	03O	\$180,000.00
	1511	1999-28	PUB. FAC. IMP. - HANDICAP ACCESSIBILITY	Completed	03Z	\$34,750.00
	1512	1999-29	SIDEWALK IMPROVEMENTS	Completed	03L	\$323,805.73
	1491	1999-3	PRIDE, INC.	Completed	05D	\$14,000.00
	1513	1999-30	STREET IMPROVEMENTS	Completed	03K	\$320,000.00
	1515	1999-33	GREATER WATERBURY INTERFAITH MINISTRIES	Completed	05Z	\$33,000.00
	1516	1999-36	HOME - ADMINISTRATION	Completed		\$90,800.00
	1518	1999-42	WATERBURY DAY NURSERY	Completed	05L	\$19,000.00
	1519	1999-43	LITERACY VOLUNTEERS	Completed	05Z	\$5,500.00
	1520	1999-44	MT. OLIVE SENIOR CENTER	Completed	05A	\$33,900.00
	1523	1999-48	PADUANO - REHABILITATION	Completed		\$3,675.00
	1524	1999-48	LANESE - REHABILITATION	Completed		\$48,000.00
	1525	1999-48	RASPO - REHABILITATION	Completed		\$31,631.00
	1526	1999-48	SACCHI - REHABILITATION	Completed		\$40,076.00
	1529	1999-48	CRUZ - REHABILITATION	Completed	14B	\$23,150.00
	1530	1999-48	IZZI - REHABILITATION	Completed		\$15,300.00
	1531	1999-48	FOLEY - REHABILITATION	Completed		\$16,406.00
	1532	1999-48	HAWKINS/JAMES - REHABILITATION	Completed		\$53,000.00
	1533	1999-48	DEPEDRO - REHABILITATION	Completed		\$29,850.00
	1534	1999-48	MACARY - REHABILITATION	Completed		\$20,307.00
	1535	1999-48	MONTAMBAULT - REHABILITATION	Completed		\$41,250.00
	1536	1999-48	RIVERA - REHABILITATION	Completed		\$38,000.00
	1538	1999-48	STEPONAITIS - REHABILITATION	Completed		\$58,350.00
	1539	1999-48	CHAMPAGNE - REHABILITATION	Completed		\$60,000.00
	1540	1999-48	ABLAZEY - REHABILITATION	Completed		\$44,800.00

U.S. DEPARTMENT OF HOUSING AND URBAN  
DEVELOPMENT  
OFFICE OF COMMUNITY PLANNING AND DEVELOPMENT  
PR08 - Grantee Summary Activity Report

DATE: 11/4/2020  
TIME: 3:16:47 PM  
PAGE: 19/124

IDIS

Grantee Activity Number	IDIS Activity - ID	Pgm Yr Project	Activity Name	Act Stat	Matrix Code	Drawn Amount
	1499	1999-15	CHILDREN'S COMMUNITY SCHOOL	Completed	05L	\$10,000.00
	1500	1999-16	WOMEN'S EMERGENCY SHELTER	Completed	05Z	\$19,150.00
	1501	1999-17	YMCA	Completed	05D	\$6,000.00
	1502	1999-18	COMMISSION ON AGING	Completed	05A	\$20,000.00
	1503	1999-19	OFFICE FOR PERSONS WITH DISABILITIES	Completed	05B	\$15,000.00
	1490	1999-2	LA CASA BIENVENIDA	Completed	05A	\$23,700.00
	1505	1999-22	MORRIS FOUNDATION	Completed	05F	\$18,500.00
	1506	1999-23	SALVATION ARMY	Completed	05Z	\$23,000.00
	1507	1999-24	ST. VINCENT DEPAUL SOCIETY	Completed		\$58,500.00
	1508	1999-25	GENERAL ADMINISTRATION	Completed	21A	\$500,728.74
	1509	1999-26	DEMOLITION	Completed	04	\$437,772.74
	1510	1999-27	FIRE STATION IMPROVEMENTS	Completed	03O	\$180,000.00
	1511	1999-28	PUB. FAC. IMP. - HANDICAP ACCESSIBILITY	Completed	03Z	\$34,750.00
	1512	1999-29	SIDEWALK IMPROVEMENTS	Completed	03L	\$323,805.73
	1491	1999-3	PRIDE, INC.	Completed	05D	\$14,000.00
	1513	1999-30	STREET IMPROVEMENTS	Completed	03K	\$320,000.00
	1515	1999-33	GREATER WATERBURY INTERFAITH MINISTRIES	Completed	05Z	\$33,000.00
	1516	1999-36	HOME - ADMINISTRATION	Completed		\$90,800.00
	1518	1999-42	WATERBURY DAY NURSERY	Completed	05L	\$19,000.00
	1519	1999-43	LITERACY VOLUNTEERS	Completed	05Z	\$5,500.00
	1520	1999-44	MT. OLIVE SENIOR CENTER	Completed	05A	\$33,900.00
	1523	1999-48	PADUANO - REHABILITATION	Completed		\$3,675.00
	1524	1999-48	LANESE - REHABILITATION	Completed		\$48,000.00
	1525	1999-48	RASPO - REHABILITATION	Completed		\$31,631.00
	1526	1999-48	SACCHI - REHABILITATION	Completed		\$40,076.00
	1529	1999-48	CRUZ - REHABILITATION	Completed	14B	\$23,150.00
	1530	1999-48	IZZI - REHABILITATION	Completed		\$15,300.00
	1531	1999-48	FOLEY - REHABILITATION	Completed		\$16,406.00
	1532	1999-48	HAWKINS/JAMES - REHABILITATION	Completed		\$53,000.00
	1533	1999-48	DEPEDRO - REHABILITATION	Completed		\$29,850.00
	1534	1999-48	MACARY - REHABILITATION	Completed		\$20,307.00
	1535	1999-48	MONTAMBAULT - REHABILITATION	Completed		\$41,250.00
	1536	1999-48	RIVERA - REHABILITATION	Completed		\$38,000.00
	1538	1999-48	STEPONAITIS - REHABILITATION	Completed		\$58,350.00
	1539	1999-48	CHAMPAGNE - REHABILITATION	Completed		\$60,000.00
	1540	1999-48	ABLAZEY - REHABILITATION	Completed		\$44,800.00

U.S. DEPARTMENT OF HOUSING AND URBAN  
DEVELOPMENT  
OFFICE OF COMMUNITY PLANNING AND DEVELOPMENT  
PR08 - Grantee Summary Activity Report

DATE: 11/4/2020  
TIME: 3:16:47 PM  
PAGE: 20/124

IDIS

Grantee Activity Number	IDIS Activity - ID	Pgm Yr Project	Activity Name	Act Stat	Matrix Code	Date of Last Draw
	1499	1999-15	CHILDREN'S COMMUNITY SCHOOL	Completed	05L	07/25/2000
	1500	1999-16	WOMEN'S EMERGENCY SHELTER	Completed	05Z	07/25/2000
	1501	1999-17	YMCA	Completed	05D	10/27/1999
	1502	1999-18	COMMISSION ON AGING	Completed	05A	05/12/2000
	1503	1999-19	OFFICE FOR PERSONS WITH DISABILITIES	Completed	05B	05/12/2000
	1490	1999-2	LA CASA BIENVENIDA	Completed	05A	07/25/2000
	1505	1999-22	MORRIS FOUNDATION	Completed	05F	01/25/2000
	1506	1999-23	SALVATION ARMY	Completed	05Z	07/25/2000
	1507	1999-24	ST. VINCENT DEPAUL SOCIETY	Completed		06/20/2000
	1508	1999-25	GENERAL ADMINISTRATION	Completed	21A	08/29/2000
	1509	1999-26	DEMOLITION	Completed	04	11/18/2000
	1510	1999-27	FIRE STATION IMPROVEMENTS	Completed	03O	03/25/2003
	1511	1999-28	PUB. FAC. IMP. - HANDICAP ACCESSIBILITY	Completed	03Z	10/25/2003
	1512	1999-29	SIDEWALK IMPROVEMENTS	Completed	03L	10/04/2001
	1491	1999-3	PRIDE, INC.	Completed	05D	06/06/2000
	1513	1999-30	STREET IMPROVEMENTS	Completed	03K	06/08/2002
	1515	1999-33	GREATER WATERBURY INTERFAITH MINISTRIES	Completed	05Z	05/24/2000
	1516	1999-36	HOME - ADMINISTRATION	Completed		07/12/2002
	1518	1999-42	WATERBURY DAY NURSERY	Completed	05L	05/24/2000
	1519	1999-43	LITERACY VOLUNTEERS	Completed	05Z	06/20/2000
	1520	1999-44	MT. OLIVE SENIOR CENTER	Completed	05A	07/25/2000
	1523	1999-48	PADUANO - REHABILITATION	Completed		12/08/1999
	1524	1999-48	LANESE - REHABILITATION	Completed		02/08/2000
	1525	1999-48	RASPO - REHABILITATION	Completed		01/25/2000
	1526	1999-48	SACCHI - REHABILITATION	Completed		04/11/2000
	1529	1999-48	CRUZ - REHABILITATION	Completed	14B	03/22/2000
	1530	1999-48	IZZI - REHABILITATION	Completed		02/24/2000
	1531	1999-48	FOLEY - REHABILITATION	Completed		02/08/2000
	1532	1999-48	HAWKINS/JAMES - REHABILITATION	Completed		04/11/2000
	1533	1999-48	DEPEDRO - REHABILITATION	Completed		05/12/2000
	1534	1999-48	MACARY - REHABILITATION	Completed		05/24/2000
	1535	1999-48	MONTAMBAULT - REHABILITATION	Completed		04/11/2000
	1536	1999-48	RIVERA - REHABILITATION	Completed		06/06/2000
	1538	1999-48	STEPONAITIS - REHABILITATION	Completed		11/18/2000
	1539	1999-48	CHAMPAGNE - REHABILITATION	Completed		10/25/2000
	1540	1999-48	ABLAZEY - REHABILITATION	Completed		08/29/2000

U.S. DEPARTMENT OF HOUSING AND URBAN  
DEVELOPMENT  
OFFICE OF COMMUNITY PLANNING AND DEVELOPMENT  
PR08 - Grantee Summary Activity Report

DATE: 11/4/2020  
TIME: 3:16:47 PM  
PAGE: 21/124

IDIS

Grantee Activity Number	IDIS Activity - ID	Pgm Yr Project	Activity Name	Act Stat	Matrix Code	Initial Funding Date
	1541	1999-48	MINITER - REHABILITATION	Completed		07/11/00
	1544	1999-48	CAPALDO - REHABILITATION	Completed		07/18/00
	1545	1999-48	FIRMENDER - REHABILITATION	Completed		07/18/00
	1546	1999-48	GOGGINS - REHABILITATION	Completed		07/18/00
	1550	1999-48	THIBODEAU - REHABILITATION	Completed		07/31/00
	1551	1999-48	LAGASSE - REHABILITATION	Completed		07/31/00
	1552	1999-48	STEVENSON - REHABILITATION	Completed		07/31/00
	1553	1999-48	CHRISTOFANO - REHABILITATION	Completed		08/28/00
	1555	1999-48	GRENIER - REHABILITATION	Completed		08/28/00
	1589	1999-48	CROCCO - REHABILITATION	Completed		10/12/00
	1595	1999-48	MURNANE - REHABILITATION	Completed		12/01/00
	1596	1999-48	EL-SHARNOUBY - REHABILITATION	Completed		11/08/00
	1597	1999-48	MENSA - REHABILITATION	Completed		12/01/00
	1598	1999-48	BARBIERI - REHABILITATION	Completed		12/01/00
	1599	1999-48	CIARLO - REHABILITATION	Completed		06/01/01
	1600	1999-48	EVON - REHABILITATION	Completed		06/01/01
	1601	1999-48	PICCOLO - REHABILITATION	Completed		06/01/01
	1602	1999-48	STAMATES - REHABILITATION	Completed		06/01/01
	1604	1999-48	NASCIMENTO - REHABILITATION	Completed		06/01/01
	1644	1999-48	STEPONAITIS - REHABILITATION	Completed		10/23/01
	1645	1999-48	RINALDI, G. - REHABILITATION	Completed		10/23/01
	1646	1999-48	RINALDI, F. - REHABILITATION	Completed		10/23/01
	1647	1999-48	LAGASSE, P.D. - REHABILITATION	Completed		06/17/02
	1521	1999-50	IN-THE-MAKING	Completed	05H	07/01/99
	1522	1999-51	VINNIE DEBARROS MEMORIAL BOXING CLUB,INC	Completed	05I	07/01/99
	1528	1999-53	THE HISPANIC COALITION OF GTR WTBY, INC.	Completed	05Z	01/12/00
	1492	1999-6	PUBLIC FACILITY IMP. - SCHOOLS	Completed	03Z	07/01/99
	1493	1999-7	WATERBURY YOUTH SERVICES	Completed	05D	07/01/99
	1494	1999-8	WATERBURY SENIOR SHUTTLE	Completed	05A	07/01/99
	1495	1999-9	MOBILE HEALTH VAN	Completed	05M	07/01/99
	1556	2000-11	CHILD GUIDANCE CLINIC	Completed	05D	09/26/00
	1561	2000-12	EAST END SENIOR CENTER	Completed	05A	09/26/00
	1563	2000-14	GIRL'S INC. OF GREATER WATERBURY, INC.	Completed	05L	09/26/00
	1557	2000-15	CHILDREN'S COMMUNITY SCHOOL	Completed	05L	09/26/00
	1579	2000-16	SAFE HAVEN OF GREATER WTBY, INC.	Completed	05Z	09/26/00
	1587	2000-17	YMCA	Completed	05D	09/26/00



U.S. DEPARTMENT OF HOUSING AND URBAN  
DEVELOPMENT  
OFFICE OF COMMUNITY PLANNING AND DEVELOPMENT  
PR08 - Grantee Summary Activity Report

DATE: 11/4/2020  
TIME: 3:16:47 PM  
PAGE: 22/124

IDIS

Grantee Activity Number	IDIS Activity - ID	Pgm Yr Project	Activity Name	Act Stat	Matrix Code	Funded Amount
	1541	1999-48	MINITER - REHABILITATION	Completed		\$17,000.00
	1544	1999-48	CAPALDO - REHABILITATION	Completed		\$14,450.00
	1545	1999-48	FIRMENDER - REHABILITATION	Completed		\$20,000.00
	1546	1999-48	GOGGINS - REHABILITATION	Completed		\$46,000.00
	1550	1999-48	THIBODEAU - REHABILITATION	Completed		\$39,000.00
	1551	1999-48	LAGASSE - REHABILITATION	Completed		\$76,700.00
	1552	1999-48	STEVENSON - REHABILITATION	Completed		\$55,000.00
	1553	1999-48	CHRISTOFANO - REHABILITATION	Completed		\$15,000.00
	1555	1999-48	GRENIER - REHABILITATION	Completed		\$45,150.00
	1589	1999-48	CROCCO - REHABILITATION	Completed		\$58,000.00
	1595	1999-48	MURNANE - REHABILITATION	Completed		\$38,200.00
	1596	1999-48	EL-SHARNOUBY - REHABILITATION	Completed		\$54,075.00
	1597	1999-48	MENSA - REHABILITATION	Completed		\$19,500.00
	1598	1999-48	BARBIERI - REHABILITATION	Completed		\$62,000.00
	1599	1999-48	CIARLO - REHABILITATION	Completed		\$36,000.00
	1600	1999-48	EVON - REHABILITATION	Completed		\$20,000.00
	1601	1999-48	PICCOLO - REHABILITATION	Completed		\$13,725.00
	1602	1999-48	STAMATES - REHABILITATION	Completed		\$7,590.00
	1604	1999-48	NASCIMENTO - REHABILITATION	Completed		\$76,325.00
	1644	1999-48	STEPONAITIS - REHABILITATION	Completed		\$40,000.00
	1645	1999-48	RINALDI, G. - REHABILITATION	Completed		\$20,000.00
	1646	1999-48	RINALDI, F. - REHABILITATION	Completed		\$20,000.00
	1647	1999-48	LAGASSE, P.D. - REHABILITATION	Completed		\$78,778.00
	1521	1999-50	IN-THE-MAKING	Completed	05H	\$5,000.00
	1522	1999-51	VINNIE DEBARROS MEMORIAL BOXING CLUB, INC	Completed	05I	\$3,049.00
	1528	1999-53	THE HISPANIC COALITION OF GTR WTBY, INC.	Completed	05Z	\$6,600.00
	1492	1999-6	PUBLIC FACILITY IMP. - SCHOOLS	Completed	03Z	\$350,000.00
	1493	1999-7	WATERBURY YOUTH SERVICES	Completed	05D	\$18,000.00
	1494	1999-8	WATERBURY SENIOR SHUTTLE	Completed	05A	\$102,200.00
	1495	1999-9	MOBILE HEALTH VAN	Completed	05M	\$12,000.00
	1556	2000-11	CHILD GUIDANCE CLINIC	Completed	05D	\$23,600.00
	1561	2000-12	EAST END SENIOR CENTER	Completed	05A	\$12,000.00
	1563	2000-14	GIRL'S INC. OF GREATER WATERBURY, INC.	Completed	05L	\$6,000.00
	1557	2000-15	CHILDREN'S COMMUNITY SCHOOL	Completed	05L	\$10,000.00
	1579	2000-16	SAFE HAVEN OF GREATER WTBY, INC.	Completed	05Z	\$19,200.00
	1587	2000-17	YMCA	Completed	05D	\$6,000.00

U.S. DEPARTMENT OF HOUSING AND URBAN  
DEVELOPMENT  
OFFICE OF COMMUNITY PLANNING AND DEVELOPMENT  
PR08 - Grantee Summary Activity Report

DATE: 11/4/2020  
TIME: 3:16:47 PM  
PAGE: 23/124

IDIS

Grantee Activity Number	IDIS Activity - ID	Pgm Yr Project	Activity Name	Act Stat	Matrix Code	Drawn Amount
	1541	1999-48	MINITER - REHABILITATION	Completed		\$17,000.00
	1544	1999-48	CAPALDO - REHABILITATION	Completed		\$14,450.00
	1545	1999-48	FIRMENDER - REHABILITATION	Completed		\$20,000.00
	1546	1999-48	GOGGINS - REHABILITATION	Completed		\$46,000.00
	1550	1999-48	THIBODEAU - REHABILITATION	Completed		\$39,000.00
	1551	1999-48	LAGASSE - REHABILITATION	Completed		\$76,700.00
	1552	1999-48	STEVENSON - REHABILITATION	Completed		\$55,000.00
	1553	1999-48	CHRISTOFANO - REHABILITATION	Completed		\$15,000.00
	1555	1999-48	GRENIER - REHABILITATION	Completed		\$45,150.00
	1589	1999-48	CROCCO - REHABILITATION	Completed		\$58,000.00
	1595	1999-48	MURNANE - REHABILITATION	Completed		\$38,200.00
	1596	1999-48	EL-SHARNOUBY - REHABILITATION	Completed		\$54,075.00
	1597	1999-48	MENSA - REHABILITATION	Completed		\$19,500.00
	1598	1999-48	BARBIERI - REHABILITATION	Completed		\$62,000.00
	1599	1999-48	CIARLO - REHABILITATION	Completed		\$36,000.00
	1600	1999-48	EVON - REHABILITATION	Completed		\$20,000.00
	1601	1999-48	PICCOLO - REHABILITATION	Completed		\$13,725.00
	1602	1999-48	STAMATES - REHABILITATION	Completed		\$7,590.00
	1604	1999-48	NASCIMENTO - REHABILITATION	Completed		\$76,325.00
	1644	1999-48	STEPONAITIS - REHABILITATION	Completed		\$40,000.00
	1645	1999-48	RINALDI, G. - REHABILITATION	Completed		\$20,000.00
	1646	1999-48	RINALDI, F. - REHABILITATION	Completed		\$20,000.00
	1647	1999-48	LAGASSE, P.D. - REHABILITATION	Completed		\$78,778.00
	1521	1999-50	IN-THE-MAKING	Completed	05H	\$5,000.00
	1522	1999-51	VINNIE DEBARROS MEMORIAL BOXING CLUB,INC	Completed	05I	\$3,049.00
	1528	1999-53	THE HISPANIC COALITION OF GTR WTBY, INC.	Completed	05Z	\$6,600.00
	1492	1999-6	PUBLIC FACILITY IMP. - SCHOOLS	Completed	03Z	\$350,000.00
	1493	1999-7	WATERBURY YOUTH SERVICES	Completed	05D	\$18,000.00
	1494	1999-8	WATERBURY SENIOR SHUTTLE	Completed	05A	\$102,200.00
	1495	1999-9	MOBILE HEALTH VAN	Completed	05M	\$12,000.00
	1556	2000-11	CHILD GUIDANCE CLINIC	Completed	05D	\$23,600.00
	1561	2000-12	EAST END SENIOR CENTER	Completed	05A	\$12,000.00
	1563	2000-14	GIRL'S INC. OF GREATER WATERBURY, INC.	Completed	05L	\$6,000.00
	1557	2000-15	CHILDREN'S COMMUNITY SCHOOL	Completed	05L	\$10,000.00
	1579	2000-16	SAFE HAVEN OF GREATER WTBY, INC.	Completed	05Z	\$19,200.00
	1587	2000-17	YMCA	Completed	05D	\$6,000.00

U.S. DEPARTMENT OF HOUSING AND URBAN  
DEVELOPMENT  
OFFICE OF COMMUNITY PLANNING AND DEVELOPMENT  
PR08 - Grantee Summary Activity Report

DATE: 11/4/2020  
TIME: 3:16:47 PM  
PAGE: 24/124

IDIS

Grantee Activity Number	IDIS Activity - ID	Pgm Yr Project	Activity Name	Act Stat	Matrix Code	Date of Last Draw
	1541	1999-48	MINITER - REHABILITATION	Completed		09/12/2000
	1544	1999-48	CAPALDO - REHABILITATION	Completed		10/11/2000
	1545	1999-48	FIRMENDER - REHABILITATION	Completed		04/25/2001
	1546	1999-48	GOGGINS - REHABILITATION	Completed		11/18/2000
	1550	1999-48	THIBODEAU - REHABILITATION	Completed		11/07/2000
	1551	1999-48	LAGASSE - REHABILITATION	Completed		12/28/2000
	1552	1999-48	STEVENSON - REHABILITATION	Completed		05/18/2001
	1553	1999-48	CHRISTOFANO - REHABILITATION	Completed		10/25/2000
	1555	1999-48	GRENIER - REHABILITATION	Completed		09/22/2001
	1589	1999-48	CROCCO - REHABILITATION	Completed		03/08/2001
	1595	1999-48	MURNANE - REHABILITATION	Completed		01/23/2001
	1596	1999-48	EL-SHARNOUBY - REHABILITATION	Completed		06/12/2001
	1597	1999-48	MENSA - REHABILITATION	Completed		02/03/2001
	1598	1999-48	BARBIERI - REHABILITATION	Completed		05/11/2001
	1599	1999-48	CIARLO - REHABILITATION	Completed		11/06/2001
	1600	1999-48	EVON - REHABILITATION	Completed		08/28/2001
	1601	1999-48	PICCOLO - REHABILITATION	Completed		09/22/2001
	1602	1999-48	STAMATES - REHABILITATION	Completed		08/28/2001
	1604	1999-48	NASCIMENTO - REHABILITATION	Completed		07/24/2002
	1644	1999-48	STEPONAITIS - REHABILITATION	Completed		07/22/2003
	1645	1999-48	RINALDI, G. - REHABILITATION	Completed		02/26/2002
	1646	1999-48	RINALDI, F. - REHABILITATION	Completed		03/23/2002
	1647	1999-48	LAGASSE, P.D. - REHABILITATION	Completed		06/03/2003
	1521	1999-50	IN-THE-MAKING	Completed	05H	12/21/1999
	1522	1999-51	VINNIE DEBARROS MEMORIAL BOXING CLUB,INC	Completed	05I	02/24/2000
	1528	1999-53	THE HISPANIC COALITION OF GTR WTBY, INC.	Completed	05Z	02/21/2001
	1492	1999-6	PUBLIC FACILITY IMP. - SCHOOLS	Completed	03Z	03/08/2001
	1493	1999-7	WATERBURY YOUTH SERVICES	Completed	05D	07/25/2000
	1494	1999-8	WATERBURY SENIOR SHUTTLE	Completed	05A	07/25/2000
	1495	1999-9	MOBILE HEALTH VAN	Completed	05M	06/20/2000
	1556	2000-11	CHILD GUIDANCE CLINIC	Completed	05D	07/24/2001
	1561	2000-12	EAST END SENIOR CENTER	Completed	05A	06/12/2001
	1563	2000-14	GIRL'S INC. OF GREATER WATERBURY, INC.	Completed	05L	03/17/2001
	1557	2000-15	CHILDREN'S COMMUNITY SCHOOL	Completed	05L	09/22/2001
	1579	2000-16	SAFE HAVEN OF GREATER WTBY, INC.	Completed	05Z	08/28/2001
	1587	2000-17	YMCA	Completed	05D	12/14/2000

U.S. DEPARTMENT OF HOUSING AND URBAN  
DEVELOPMENT  
OFFICE OF COMMUNITY PLANNING AND DEVELOPMENT  
PR08 - Grantee Summary Activity Report

DATE: 11/4/2020  
TIME: 3:16:47 PM  
PAGE: 25/124

IDIS

Grantee Activity Number	IDIS Activity - ID	Pgm Yr Project	Activity Name	Act Stat	Matrix Code	Initial Funding Date
	1558	2000-18	COMMISSION ON AGING	Completed	05A	09/26/00
	1574	2000-19	OFFICE FOR PERSONS WITH DISABILITIES	Completed	05B	09/26/00
	1568	2000-2	LA CASA BIENVENIDA	Completed	05A	09/26/00
	1567	2000-20	HISPANIC COALITION OF GREATER WATERBURY	Completed	05D	09/26/00
	1571	2000-22	MORRIS FOUNDATION - SUBSTANCE ABUSE SER.	Completed	05F	09/26/00
	1580	2000-23	SALVATION ARMY - EMERGENCY SHELTER	Completed	05Z	09/26/00
	1588	2000-24	ST. VINCENT DEPAUL SOCIETY	Completed		09/26/00
	1562	2000-25	GENERAL ADMINISTRATION	Completed	21A	09/26/00
	1560	2000-26	DEMOLITION	Completed	04	09/26/00
	1581	2000-29	SIDEWALK IMPROVEMENTS	Completed	03L	09/26/00
	1575	2000-3	PRIDE, INC.	Completed	05D	09/26/00
	1583	2000-30	STREET IMPROVEMENTS	Completed	03K	09/26/00
	1573	2000-31	NEIGHBORHOOD IMPROVEMENTS	Completed	03E	09/26/00
	1564	2000-33	GREATER WATERBURY INTERFAITH MINISTRIES	Completed	05Z	09/26/00
	1590	2000-37	NHS - CROWNBROOK LOAN FUND	Completed	14B	10/30/00
	1591	2000-38	NHS - NEWPAC REVOLVING LOAN FUND	Completed	14B	10/30/00
	1592	2000-39	NHS WOW REVOLVING LOAN FUND	Completed	14B	10/30/00
	1593	2000-40	NHS NEIGHBORHOOD COMMERCIAL LOAN FUND	Completed	14H	10/30/00
	1584	2000-41	WATERBURY DAY NURSERY	Completed	05L	09/26/00
	1569	2000-42	LITERACY VOLUNTEERS	Completed	05Z	09/26/00
	1572	2000-43	MT. OLIVE SENIOR CENTER	Completed	05A	09/26/00
	1649	2000-44	DELEON - REHABILITATION	Completed		06/17/02
	1650	2000-44	ALOISI - REHABILITATION	Completed		06/17/02
	1651	2000-44	DEROUIN, J. - REHABILITATION	Completed		06/17/02
	1652	2000-44	SARSFIELD TERRACE LLC - REHABILITATION	Completed		06/17/02
	1653	2000-44	WILLIAMS - REHABILITATION	Completed		06/17/02
	1655	2000-44	GONZALEZ - REHABILITATION	Completed		07/23/02
	1657	2000-44	FRANCIS X. AND LORRAINE B. BANDEIRA	Completed		07/31/02
	1658	2000-44	WALSH - REHABILITATION	Completed		07/31/02
	1691	2000-44	NASSIF - REHABILITATION	Completed		10/11/02
	1692	2000-44	ROBILLARD - REHABILITATION	Completed		10/11/02
	1693	2000-44	PAYNE - REHABILITATION	Completed		10/11/02
	1695	2000-44	FORD - REHABILITATION	Completed		12/09/02
	1696	2000-44	MOREAU - REHABILITATION	Completed		12/09/02
	1697	2000-44	SIMPSON - REHABILITATION	Completed		12/09/02
	1699	2000-44	HIDRI - REHABILITATION	Completed		12/19/02

U.S. DEPARTMENT OF HOUSING AND URBAN  
DEVELOPMENT  
OFFICE OF COMMUNITY PLANNING AND DEVELOPMENT  
PR08 - Grantee Summary Activity Report

DATE: 11/4/2020  
TIME: 3:16:47 PM  
PAGE: 26/124

IDIS

Grantee Activity Number	IDIS Activity - ID	Pgm Yr Project	Activity Name	Act Stat	Matrix Code	Funded Amount
	1558	2000-18	COMMISSION ON AGING	Completed	05A	\$20,000.00
	1574	2000-19	OFFICE FOR PERSONS WITH DISABILITIES	Completed	05B	\$15,000.00
	1568	2000-2	LA CASA BIENVENIDA	Completed	05A	\$23,700.00
	1567	2000-20	HISPANIC COALITION OF GREATER WATERBURY	Completed	05D	\$6,600.00
	1571	2000-22	MORRIS FOUNDATION - SUBSTANCE ABUSE SER.	Completed	05F	\$18,500.00
	1580	2000-23	SALVATION ARMY - EMERGENCY SHELTER	Completed	05Z	\$23,000.00
	1588	2000-24	ST. VINCENT DEPAUL SOCIETY	Completed		\$63,500.00
	1562	2000-25	GENERAL ADMINISTRATION	Completed	21A	\$504,137.59
	1560	2000-26	DEMOLITION	Completed	04	\$565,912.43
	1581	2000-29	SIDEWALK IMPROVEMENTS	Completed	03L	\$312,991.70
	1575	2000-3	PRIDE, INC.	Completed	05D	\$13,785.52
	1583	2000-30	STREET IMPROVEMENTS	Completed	03K	\$240,000.00
	1573	2000-31	NEIGHBORHOOD IMPROVEMENTS	Completed	03E	\$253,152.00
	1564	2000-33	GREATER WATERBURY INTERFAITH MINISTRIES	Completed	05Z	\$26,000.00
	1590	2000-37	NHS - CROWNBROOK LOAN FUND	Completed	14B	\$20,849.87
	1591	2000-38	NHS - NEWPAC REVOLVING LOAN FUND	Completed	14B	\$9,298.77
	1592	2000-39	NHS WOW REVOLVING LOAN FUND	Completed	14B	\$3,673.96
	1593	2000-40	NHS NEIGHBORHOOD COMMERCIAL LOAN FUND	Completed	14H	\$13,327.62
	1584	2000-41	WATERBURY DAY NURSERY	Completed	05L	\$19,000.00
	1569	2000-42	LITERACY VOLUNTEERS	Completed	05Z	\$5,500.00
	1572	2000-43	MT. OLIVE SENIOR CENTER	Completed	05A	\$33,900.00
	1649	2000-44	DELEON - REHABILITATION	Completed		\$20,000.00
	1650	2000-44	ALOISI - REHABILITATION	Completed		\$20,000.00
	1651	2000-44	DEROUIN, J. - REHABILITATION	Completed		\$65,170.00
	1652	2000-44	SARSFIELD TERRACE LLC - REHABILITATION	Completed		\$52,900.00
	1653	2000-44	WILLIAMS - REHABILITATION	Completed		\$46,552.00
	1655	2000-44	GONZALEZ - REHABILITATION	Completed		\$18,285.00
	1657	2000-44	FRANCIS X. AND LORRAINE B. BANDEIRA	Completed		\$20,000.00
	1658	2000-44	WALSH - REHABILITATION	Completed		\$15,988.00
	1691	2000-44	NASSIF - REHABILITATION	Completed		\$203,230.00
	1692	2000-44	ROBILLARD - REHABILITATION	Completed		\$5,574.00
	1693	2000-44	PAYNE - REHABILITATION	Completed		\$18,283.00
	1695	2000-44	FORD - REHABILITATION	Completed		\$20,000.00
	1696	2000-44	MOREAU - REHABILITATION	Completed		\$20,000.00
	1697	2000-44	SIMPSON - REHABILITATION	Completed		\$20,000.00
	1699	2000-44	HIDRI - REHABILITATION	Completed		\$20,000.00

U.S. DEPARTMENT OF HOUSING AND URBAN  
DEVELOPMENT  
OFFICE OF COMMUNITY PLANNING AND DEVELOPMENT  
PR08 - Grantee Summary Activity Report

DATE: 11/4/2020  
TIME: 3:16:47 PM  
PAGE: 27/124

IDIS

Grantee Activity Number	IDIS Activity - ID	Pgm Yr Project	Activity Name	Act Stat	Matrix Code	Drawn Amount
	1558	2000-18	COMMISSION ON AGING	Completed	05A	\$20,000.00
	1574	2000-19	OFFICE FOR PERSONS WITH DISABILITIES	Completed	05B	\$15,000.00
	1568	2000-2	LA CASA BIENVENIDA	Completed	05A	\$23,700.00
	1567	2000-20	HISPANIC COALITION OF GREATER WATERBURY	Completed	05D	\$6,600.00
	1571	2000-22	MORRIS FOUNDATION - SUBSTANCE ABUSE SER.	Completed	05F	\$18,500.00
	1580	2000-23	SALVATION ARMY - EMERGENCY SHELTER	Completed	05Z	\$23,000.00
	1588	2000-24	ST. VINCENT DEPAUL SOCIETY	Completed		\$63,500.00
	1562	2000-25	GENERAL ADMINISTRATION	Completed	21A	\$504,137.59
	1560	2000-26	DEMOLITION	Completed	04	\$565,912.43
	1581	2000-29	SIDEWALK IMPROVEMENTS	Completed	03L	\$312,991.70
	1575	2000-3	PRIDE, INC.	Completed	05D	\$13,785.52
	1583	2000-30	STREET IMPROVEMENTS	Completed	03K	\$240,000.00
	1573	2000-31	NEIGHBORHOOD IMPROVEMENTS	Completed	03E	\$253,152.00
	1564	2000-33	GREATER WATERBURY INTERFAITH MINISTRIES	Completed	05Z	\$26,000.00
	1590	2000-37	NHS - CROWNBROOK LOAN FUND	Completed	14B	\$20,849.87
	1591	2000-38	NHS - NEWPAC REVOLVING LOAN FUND	Completed	14B	\$9,298.77
	1592	2000-39	NHS WOW REVOLVING LOAN FUND	Completed	14B	\$3,673.96
	1593	2000-40	NHS NEIGHBORHOOD COMMERCIAL LOAN FUND	Completed	14H	\$13,327.62
	1584	2000-41	WATERBURY DAY NURSERY	Completed	05L	\$19,000.00
	1569	2000-42	LITERACY VOLUNTEERS	Completed	05Z	\$5,500.00
	1572	2000-43	MT. OLIVE SENIOR CENTER	Completed	05A	\$33,900.00
	1649	2000-44	DELEON - REHABILITATION	Completed		\$20,000.00
	1650	2000-44	ALOISI - REHABILITATION	Completed		\$20,000.00
	1651	2000-44	DEROUIN, J. - REHABILITATION	Completed		\$65,170.00
	1652	2000-44	SARSFIELD TERRACE LLC - REHABILITATION	Completed		\$52,900.00
	1653	2000-44	WILLIAMS - REHABILITATION	Completed		\$46,552.00
	1655	2000-44	GONZALEZ - REHABILITATION	Completed		\$18,285.00
	1657	2000-44	FRANCIS X. AND LORRAINE B. BANDEIRA	Completed		\$20,000.00
	1658	2000-44	WALSH - REHABILITATION	Completed		\$15,988.00
	1691	2000-44	NASSIF - REHABILITATION	Completed		\$203,230.00
	1692	2000-44	ROBILLARD - REHABILITATION	Completed		\$5,574.00
	1693	2000-44	PAYNE - REHABILITATION	Completed		\$18,283.00
	1695	2000-44	FORD - REHABILITATION	Completed		\$20,000.00
	1696	2000-44	MOREAU - REHABILITATION	Completed		\$20,000.00
	1697	2000-44	SIMPSON - REHABILITATION	Completed		\$20,000.00
	1699	2000-44	HIDRI - REHABILITATION	Completed		\$20,000.00

U.S. DEPARTMENT OF HOUSING AND URBAN  
DEVELOPMENT  
OFFICE OF COMMUNITY PLANNING AND DEVELOPMENT  
PR08 - Grantee Summary Activity Report

DATE: 11/4/2020  
TIME: 3:16:47 PM  
PAGE: 28/124

IDIS

Grantee Activity Number	IDIS Activity - ID	Pgm Yr Project	Activity Name	Act Stat	Matrix Code	Date of Last Draw
	1558	2000-18	COMMISSION ON AGING	Completed	05A	05/11/2001
	1574	2000-19	OFFICE FOR PERSONS WITH DISABILITIES	Completed	05B	05/11/2001
	1568	2000-2	LA CASA BIENVENIDA	Completed	05A	07/24/2001
	1567	2000-20	HISPANIC COALITION OF GREATER WATERBURY	Completed	05D	01/19/2002
	1571	2000-22	MORRIS FOUNDATION - SUBSTANCE ABUSE SER.	Completed	05F	12/28/2000
	1580	2000-23	SALVATION ARMY - EMERGENCY SHELTER	Completed	05Z	07/24/2001
	1588	2000-24	ST. VINCENT DEPAUL SOCIETY	Completed		06/12/2001
	1562	2000-25	GENERAL ADMINISTRATION	Completed	21A	08/28/2001
	1560	2000-26	DEMOLITION	Completed	04	02/28/2004
	1581	2000-29	SIDEWALK IMPROVEMENTS	Completed	03L	11/26/2002
	1575	2000-3	PRIDE, INC.	Completed	05D	07/24/2001
	1583	2000-30	STREET IMPROVEMENTS	Completed	03K	12/13/2003
	1573	2000-31	NEIGHBORHOOD IMPROVEMENTS	Completed	03E	02/21/2004
	1564	2000-33	GREATER WATERBURY INTERFAITH MINISTRIES	Completed	05Z	05/11/2001
	1590	2000-37	NHS - CROWNBROOK LOAN FUND	Completed	14B	11/07/2000
	1591	2000-38	NHS - NEWPAC REVOLVING LOAN FUND	Completed	14B	11/07/2000
	1592	2000-39	NHS WOW REVOLVING LOAN FUND	Completed	14B	11/07/2000
	1593	2000-40	NHS NEIGHBORHOOD COMMERCIAL LOAN FUND	Completed	14H	11/07/2000
	1584	2000-41	WATERBURY DAY NURSERY	Completed	05L	04/10/2001
	1569	2000-42	LITERACY VOLUNTEERS	Completed	05Z	07/10/2001
	1572	2000-43	MT. OLIVE SENIOR CENTER	Completed	05A	07/24/2001
	1649	2000-44	DELEON - REHABILITATION	Completed		10/08/2002
	1650	2000-44	ALOISI - REHABILITATION	Completed		11/26/2002
	1651	2000-44	DEROUIN, J. - REHABILITATION	Completed		10/08/2002
	1652	2000-44	SARSFIELD TERRACE LLC - REHABILITATION	Completed		01/14/2003
	1653	2000-44	WILLIAMS - REHABILITATION	Completed		06/22/2004
	1655	2000-44	GONZALEZ - REHABILITATION	Completed		12/17/2002
	1657	2000-44	FRANCIS X. AND LORRAINE B. BANDEIRA	Completed		10/22/2002
	1658	2000-44	WALSH - REHABILITATION	Completed		01/14/2003
	1691	2000-44	NASSIF - REHABILITATION	Completed		07/22/2003
	1692	2000-44	ROBILLARD - REHABILITATION	Completed		01/14/2003
	1693	2000-44	PAYNE - REHABILITATION	Completed		05/13/2003
	1695	2000-44	FORD - REHABILITATION	Completed		06/18/2003
	1696	2000-44	MOREAU - REHABILITATION	Completed		03/11/2003
	1697	2000-44	SIMPSON - REHABILITATION	Completed		04/17/2003
	1699	2000-44	HIDRI - REHABILITATION	Completed		04/17/2003

U.S. DEPARTMENT OF HOUSING AND URBAN  
DEVELOPMENT  
OFFICE OF COMMUNITY PLANNING AND DEVELOPMENT  
PR08 - Grantee Summary Activity Report

DATE: 11/4/2020  
TIME: 3:16:47 PM  
PAGE: 29/124

IDIS

Grantee Activity Number	IDIS Activity - ID	Pgm Yr Project	Activity Name	Act Stat	Matrix Code	Initial Funding Date
	1702	2000-44	SULLIVAN - REHABILITATION	Completed		02/21/03
	1703	2000-44	HUSAIN - REHABILITATION	Completed		04/10/03
	1704	2000-44	KEROSKI - REHABILITATION	Completed		05/12/03
	1705	2000-44	PALMER - REHABILITATION	Completed		05/13/03
	1706	2000-44	YURCHYK - REHABILITATION	Completed		05/20/03
	1707	2000-44	DAVIS - REHABILITATION	Completed		06/24/03
	1708	2000-44	OLIVEIRA, S. - REHABILITATION	Completed		07/08/03
	1709	2000-44	RUTKA - REHABILITATION	Completed		07/08/03
	1710	2000-44	GUILLET - REHABILITATION	Completed		07/08/03
	1711	2000-44	LINTON - REHABILITATION	Completed		07/08/03
	1712	2000-44	KACANI - REHABILITATION	Completed		07/08/03
	1713	2000-44	MCCORMACK - REHABILITATION	Completed		07/21/03
	1819	2000-44	MICHAUD - REHABILITATION	Completed	14A	06/13/05
	1820	2000-44	JOHNSON - REHABILITATION	Completed	14A	06/13/05
	1821	2000-44	DAVIS - REHABILITATION	Completed	14A	06/13/05
	1822	2000-44	COLELLI - REHABILITATION	Completed	14A	06/13/05
	1823	2000-44	TORTORA - REHABILITATION	Completed		06/13/05
	1824	2000-44	ADEBANJO - REHABILITATION	Completed		07/11/05
	1594	2000-45	NHS CDA REVOLVING LOAN FUND	Completed	14B	10/30/00
	1578	2000-46	RIVERA MEMORIAL FOUNDATION, INC.	Completed	05D	09/26/00
	1559	2000-5	IN-THE-MAKING (CBDO)	Completed	05H	09/26/00
	1576	2000-6	PUBLIC FACILITY IMP. - SCHOOL SYSTEM	Completed	03Z	09/26/00
	1586	2000-7	WATERBURY YOUTH SERVICES	Completed	05D	09/26/00
	1585	2000-8	WATERBURY SENIOR SHUTTLE	Completed	05A	09/26/00
	1570	2000-9	MOBILE HEALTH VAN	Completed	05M	09/26/00
	1621	2001-1	PARK IMPROVEMENTS	Completed	03F	09/17/01
	1605	2001-11	CHILD GUIDANCE CLINIC	Completed	05D	09/17/01
	1609	2001-12	EAST END SENIOR CENTER	Completed	05A	09/17/01
	1625	2001-13	RIVERA MEMORIAL FOUNDATION, INC.	Completed	05D	09/17/01
	1614	2001-14	GIRL'S INC.	Completed	05L	09/17/01
	1606	2001-15	CHILDREN'S COMMUNITY SCHOOL	Completed	05L	09/17/01
	1626	2001-16	SAFE HAVEN OF GTR WTBV INC.	Completed	05Z	09/17/01
	1636	2001-17	YMCA	Completed	05D	09/17/01
	1607	2001-18	COMMISSION ON AGING	Completed	05A	09/17/01
	1622	2001-19	OFFICE FOR PERSONS WITH DISABILITIES	Completed	05B	09/17/01
	1617	2001-2	LA CASA BIENVENIDA	Completed	05A	09/17/01



U.S. DEPARTMENT OF HOUSING AND URBAN  
DEVELOPMENT  
OFFICE OF COMMUNITY PLANNING AND DEVELOPMENT  
PR08 - Grantee Summary Activity Report

DATE: 11/4/2020  
TIME: 3:16:47 PM  
PAGE: 30/124

IDIS

Grantee Activity Number	IDIS Activity - ID	Pgm Yr Project	Activity Name	Act Stat	Matrix Code	Funded Amount
	1702	2000-44	SULLIVAN - REHABILITATION	Completed		\$40,000.00
	1703	2000-44	HUSAIN - REHABILITATION	Completed		\$18,773.00
	1704	2000-44	KEROSKI - REHABILITATION	Completed		\$20,000.00
	1705	2000-44	PALMER - REHABILITATION	Completed		\$67,307.00
	1706	2000-44	YURCHYK - REHABILITATION	Completed		\$31,284.00
	1707	2000-44	DAVIS - REHABILITATION	Completed		\$20,000.00
	1708	2000-44	OLIVEIRA, S. - REHABILITATION	Completed		\$60,000.00
	1709	2000-44	RUTKA - REHABILITATION	Completed		\$18,400.00
	1710	2000-44	GUILLET - REHABILITATION	Completed		\$18,830.00
	1711	2000-44	LINTON - REHABILITATION	Completed		\$20,000.00
	1712	2000-44	KACANI - REHABILITATION	Completed		\$19,700.00
	1713	2000-44	MCCORMACK - REHABILITATION	Completed		\$20,000.00
	1819	2000-44	MICHAUD - REHABILITATION	Completed	14A	\$19,890.50
	1820	2000-44	JOHNSON - REHABILITATION	Completed	14A	\$19,447.50
	1821	2000-44	DAVIS - REHABILITATION	Completed	14A	\$20,825.00
	1822	2000-44	COLELLI - REHABILITATION	Completed	14A	\$18,988.00
	1823	2000-44	TORTORA - REHABILITATION	Completed		\$36,509.30
	1824	2000-44	ADEBANJO - REHABILITATION	Completed		\$20,086.00
	1594	2000-45	NHS CDA REVOLVING LOAN FUND	Completed	14B	\$33,817.92
	1578	2000-46	RIVERA MEMORIAL FOUNDATION, INC.	Completed	05D	\$5,000.00
	1559	2000-5	IN-THE-MAKING (CBDO)	Completed	05H	\$8,000.00
	1576	2000-6	PUBLIC FACILITY IMP. - SCHOOL SYSTEM	Completed	03Z	\$773,221.00
	1586	2000-7	WATERBURY YOUTH SERVICES	Completed	05D	\$17,500.00
	1585	2000-8	WATERBURY SENIOR SHUTTLE	Completed	05A	\$129,551.00
	1570	2000-9	MOBILE HEALTH VAN	Completed	05M	\$12,000.00
	1621	2001-1	PARK IMPROVEMENTS	Completed	03F	\$126,623.18
	1605	2001-11	CHILD GUIDANCE CLINIC	Completed	05D	\$23,600.00
	1609	2001-12	EAST END SENIOR CENTER	Completed	05A	\$12,000.00
	1625	2001-13	RIVERA MEMORIAL FOUNDATION, INC.	Completed	05D	\$4,050.00
	1614	2001-14	GIRL'S INC.	Completed	05L	\$6,000.00
	1606	2001-15	CHILDREN'S COMMUNITY SCHOOL	Completed	05L	\$10,000.00
	1626	2001-16	SAFE HAVEN OF GTR WTBV INC.	Completed	05Z	\$19,200.00
	1636	2001-17	YMCA	Completed	05D	\$6,000.00
	1607	2001-18	COMMISSION ON AGING	Completed	05A	\$20,000.00
	1622	2001-19	OFFICE FOR PERSONS WITH DISABILITIES	Completed	05B	\$9,819.26
	1617	2001-2	LA CASA BIENVENIDA	Completed	05A	\$23,700.00

U.S. DEPARTMENT OF HOUSING AND URBAN  
DEVELOPMENT  
OFFICE OF COMMUNITY PLANNING AND DEVELOPMENT  
PR08 - Grantee Summary Activity Report

DATE: 11/4/2020  
TIME: 3:16:47 PM  
PAGE: 31/124

IDIS

Grantee Activity Number	IDIS Activity - ID	Pgm Yr Project	Activity Name	Act Stat	Matrix Code	Drawn Amount
	1702	2000-44	SULLIVAN - REHABILITATION	Completed		\$40,000.00
	1703	2000-44	HUSAIN - REHABILITATION	Completed		\$18,773.00
	1704	2000-44	KEROSKI - REHABILITATION	Completed		\$20,000.00
	1705	2000-44	PALMER - REHABILITATION	Completed		\$67,307.00
	1706	2000-44	YURCHYK - REHABILITATION	Completed		\$31,284.00
	1707	2000-44	DAVIS - REHABILITATION	Completed		\$20,000.00
	1708	2000-44	OLIVEIRA, S. - REHABILITATION	Completed		\$60,000.00
	1709	2000-44	RUTKA - REHABILITATION	Completed		\$18,400.00
	1710	2000-44	GUILLET - REHABILITATION	Completed		\$18,830.00
	1711	2000-44	LINTON - REHABILITATION	Completed		\$20,000.00
	1712	2000-44	KACANI - REHABILITATION	Completed		\$19,700.00
	1713	2000-44	MCCORMACK - REHABILITATION	Completed		\$20,000.00
	1819	2000-44	MICHAUD - REHABILITATION	Completed	14A	\$19,890.50
	1820	2000-44	JOHNSON - REHABILITATION	Completed	14A	\$19,447.50
	1821	2000-44	DAVIS - REHABILITATION	Completed	14A	\$20,825.00
	1822	2000-44	COLELLI - REHABILITATION	Completed	14A	\$18,988.00
	1823	2000-44	TORTORA - REHABILITATION	Completed		\$36,509.30
	1824	2000-44	ADEBANJO - REHABILITATION	Completed		\$20,086.00
	1594	2000-45	NHS CDA REVOLVING LOAN FUND	Completed	14B	\$33,817.92
	1578	2000-46	RIVERA MEMORIAL FOUNDATION, INC.	Completed	05D	\$5,000.00
	1559	2000-5	IN-THE-MAKING (CBDO)	Completed	05H	\$8,000.00
	1576	2000-6	PUBLIC FACILITY IMP. - SCHOOL SYSTEM	Completed	03Z	\$773,221.00
	1586	2000-7	WATERBURY YOUTH SERVICES	Completed	05D	\$17,500.00
	1585	2000-8	WATERBURY SENIOR SHUTTLE	Completed	05A	\$129,551.00
	1570	2000-9	MOBILE HEALTH VAN	Completed	05M	\$12,000.00
	1621	2001-1	PARK IMPROVEMENTS	Completed	03F	\$126,623.18
	1605	2001-11	CHILD GUIDANCE CLINIC	Completed	05D	\$23,600.00
	1609	2001-12	EAST END SENIOR CENTER	Completed	05A	\$12,000.00
	1625	2001-13	RIVERA MEMORIAL FOUNDATION, INC.	Completed	05D	\$4,050.00
	1614	2001-14	GIRL'S INC.	Completed	05L	\$6,000.00
	1606	2001-15	CHILDREN'S COMMUNITY SCHOOL	Completed	05L	\$10,000.00
	1626	2001-16	SAFE HAVEN OF GTR WTBY INC.	Completed	05Z	\$19,200.00
	1636	2001-17	YMCA	Completed	05D	\$6,000.00
	1607	2001-18	COMMISSION ON AGING	Completed	05A	\$20,000.00
	1622	2001-19	OFFICE FOR PERSONS WITH DISABILITIES	Completed	05B	\$9,819.26
	1617	2001-2	LA CASA BIENVENIDA	Completed	05A	\$23,700.00

U.S. DEPARTMENT OF HOUSING AND URBAN  
DEVELOPMENT  
OFFICE OF COMMUNITY PLANNING AND DEVELOPMENT  
PR08 - Grantee Summary Activity Report

DATE: 11/4/2020  
TIME: 3:16:47 PM  
PAGE: 32/124

IDIS

Grantee Activity Number	IDIS Activity - ID	Pgm Yr Project	Activity Name	Act Stat	Matrix Code	Date of Last Draw
	1702	2000-44	SULLIVAN - REHABILITATION	Completed		04/30/2003
	1703	2000-44	HUSAIN - REHABILITATION	Completed		07/22/2003
	1704	2000-44	KEROSKI - REHABILITATION	Completed		09/03/2003
	1705	2000-44	PALMER - REHABILITATION	Completed		11/20/2008
	1706	2000-44	YURCHYK - REHABILITATION	Completed		10/25/2003
	1707	2000-44	DAVIS - REHABILITATION	Completed		09/24/2003
	1708	2000-44	OLIVEIRA, S. - REHABILITATION	Completed		05/08/2004
	1709	2000-44	RUTKA - REHABILITATION	Completed		01/10/2004
	1710	2000-44	GUILLET - REHABILITATION	Completed		11/08/2003
	1711	2000-44	LINTON - REHABILITATION	Completed		11/23/2004
	1712	2000-44	KACANI - REHABILITATION	Completed		11/03/2004
	1713	2000-44	MCCORMACK - REHABILITATION	Completed		01/10/2004
	1819	2000-44	MICHAUD - REHABILITATION	Completed	14A	04/25/2008
	1820	2000-44	JOHNSON - REHABILITATION	Completed	14A	09/15/2007
	1821	2000-44	DAVIS - REHABILITATION	Completed	14A	01/12/2007
	1822	2000-44	COLELLI - REHABILITATION	Completed	14A	08/24/2006
	1823	2000-44	TORTORA - REHABILITATION	Completed		02/09/2006
	1824	2000-44	ADEBANJO - REHABILITATION	Completed		04/27/2006
	1594	2000-45	NHS CDA REVOLVING LOAN FUND	Completed	14B	11/07/2000
	1578	2000-46	RIVERA MEMORIAL FOUNDATION, INC.	Completed	05D	09/22/2001
	1559	2000-5	IN-THE-MAKING (CBDO)	Completed	05H	05/11/2001
	1576	2000-6	PUBLIC FACILITY IMP. - SCHOOL SYSTEM	Completed	03Z	10/08/2002
	1586	2000-7	WATERBURY YOUTH SERVICES	Completed	05D	08/28/2001
	1585	2000-8	WATERBURY SENIOR SHUTTLE	Completed	05A	11/06/2001
	1570	2000-9	MOBILE HEALTH VAN	Completed	05M	04/25/2001
	1621	2001-1	PARK IMPROVEMENTS	Completed	03F	03/10/2005
	1605	2001-11	CHILD GUIDANCE CLINIC	Completed	05D	08/06/2002
	1609	2001-12	EAST END SENIOR CENTER	Completed	05A	06/25/2002
	1625	2001-13	RIVERA MEMORIAL FOUNDATION, INC.	Completed	05D	03/23/2002
	1614	2001-14	GIRL'S INC.	Completed	05L	11/20/2001
	1606	2001-15	CHILDREN'S COMMUNITY SCHOOL	Completed	05L	07/24/2002
	1626	2001-16	SAFE HAVEN OF GTR WTBV INC.	Completed	05Z	07/24/2002
	1636	2001-17	YMCA	Completed	05D	12/21/2001
	1607	2001-18	COMMISSION ON AGING	Completed	05A	03/09/2002
	1622	2001-19	OFFICE FOR PERSONS WITH DISABILITIES	Completed	05B	03/09/2002
	1617	2001-2	LA CASA BIENVENIDA	Completed	05A	08/23/2002

U.S. DEPARTMENT OF HOUSING AND URBAN  
DEVELOPMENT  
OFFICE OF COMMUNITY PLANNING AND DEVELOPMENT  
PR08 - Grantee Summary Activity Report

DATE: 11/4/2020  
TIME: 3:16:47 PM  
PAGE: 33/124

IDIS

Grantee Activity Number	IDIS Activity - ID	Pgm Yr Project	Activity Name	Act Stat	Matrix Code	Initial Funding Date
	1616	2001-20	HISPANIC COALITION OF GREATER WTBY, INC.	Completed	05D	09/17/01
	1619	2001-21	MORRIS FOUNDATION	Completed	05F	09/17/01
	1627	2001-22	SALVATION ARMY	Completed	05Z	09/17/01
	1630	2001-23	ST. VINCENT DEPAUL SOCIETY	Completed		09/17/01
	1613	2001-24	GENERAL ADMINISTRATION	Completed	21A	09/17/01
	1612	2001-26	FIRE STATION IMPROVEMENTS	Completed	03Z	09/17/01
	1628	2001-28	SIDEWALK IMPROVEMENTS	Completed	03L	09/17/01
	1637	2001-29	STREET IMPROVEMENTS	Completed	03K	07/11/02
	1623	2001-3	PRIDE, INC.	Completed	05D	09/17/01
	1610	2001-31	EMERGENCY RELOCATION	Completed	08	09/17/01
	1615	2001-32	GREATER WATERBURY INTERFAITH MINISTRIES	Completed	05Z	09/17/01
	1638	2001-34	HOME - ADMINISTRATION	Completed		09/17/01
	1632	2001-40	WATERBURY DAY NURSERY	Completed	05L	09/17/01
	1618	2001-41	LITERACY VOLUNTEERS	Completed	05Z	09/17/01
	1620	2001-42	MT. OLIVE SENIOR CENTER	Completed	05A	09/17/01
	1750	2001-43	SANTOVASI - REHABILITATION	Completed		11/10/03
	1752	2001-43	DITILLO - REHABILITATION	Completed		11/10/03
	1753	2001-43	MCNAMARA - REHABILITATION	Completed		11/10/03
	1754	2001-43	PETRONIRO - REHABILITATION	Completed		11/10/03
	1755	2001-43	GATLING - REHABILITATION	Completed		11/10/03
	1756	2001-43	CANFIELD - REHABILITATION	Completed		11/10/03
	1757	2001-43	CAROSELLA - REHABILITATION	Completed		03/04/04
	1765	2001-43	GRANDIERI - REHABILITATION	Completed		05/14/04
	1767	2001-43	GALVIN - REHABILITATION	Completed		05/14/04
	1770	2001-43	THE ELTON HFA LTD PARTNERSHIP - REHAB	Completed		05/19/04
	1771	2001-43	EMANUEL - REHABILITATION	Completed		05/19/04
	1831	2001-43	ARRINGTON - REHABILITATION	Completed		09/26/05
	1832	2001-43	RODRIGUEZ - REHABILITATION	Completed		09/26/05
	1876	2001-43	WILSON - REHABILITATION	Completed		12/14/05
	1878	2001-43	FITZGERALD - REHABILITATION	Completed		01/31/06
	1879	2001-43	ALONSO - REHABILITATION	Completed		01/31/06
	1880	2001-43	HALL - REHABILITATION	Completed		01/31/06
	1881	2001-43	MORRIS - REHABILITATION	Completed		02/14/06
	1882	2001-43	POWELL - REHABILITATION	Completed	14A	02/14/06
	1883	2001-43	SAPIO - REHABILITATION	Completed		04/03/06
	1885	2001-43	CHARBONNEAU - REHABILITATION	Completed		04/25/06

U.S. DEPARTMENT OF HOUSING AND URBAN  
DEVELOPMENT  
OFFICE OF COMMUNITY PLANNING AND DEVELOPMENT  
PR08 - Grantee Summary Activity Report

DATE: 11/4/2020  
TIME: 3:16:47 PM  
PAGE: 34/124

IDIS

Grantee Activity Number	IDIS Activity - ID	Pgm Yr Project	Activity Name	Act Stat	Matrix Code	Funded Amount
	1616	2001-20	HISPANIC COALITION OF GREATER WTBY, INC.	Completed	05D	\$6,594.65
	1619	2001-21	MORRIS FOUNDATION	Completed	05F	\$18,500.00
	1627	2001-22	SALVATION ARMY	Completed	05Z	\$23,000.00
	1630	2001-23	ST. VINCENT DEPAUL SOCIETY	Completed		\$64,500.00
	1613	2001-24	GENERAL ADMINISTRATION	Completed	21A	\$495,895.09
	1612	2001-26	FIRE STATION IMPROVEMENTS	Completed	03Z	\$300,000.00
	1628	2001-28	SIDEWALK IMPROVEMENTS	Completed	03L	\$460,000.00
	1637	2001-29	STREET IMPROVEMENTS	Completed	03K	\$68,000.00
	1623	2001-3	PRIDE, INC.	Completed	05D	\$9,455.03
	1610	2001-31	EMERGENCY RELOCATION	Completed	08	\$121,746.83
	1615	2001-32	GREATER WATERBURY INTERFAITH MINISTRIES	Completed	05Z	\$25,062.23
	1638	2001-34	HOME - ADMINISTRATION	Completed		\$101,000.00
	1632	2001-40	WATERBURY DAY NURSERY	Completed	05L	\$19,000.00
	1618	2001-41	LITERACY VOLUNTEERS	Completed	05Z	\$5,500.00
	1620	2001-42	MT. OLIVE SENIOR CENTER	Completed	05A	\$33,900.00
	1750	2001-43	SANTOVASI - REHABILITATION	Completed		\$18,833.00
	1752	2001-43	DITILLO - REHABILITATION	Completed		\$20,000.00
	1753	2001-43	MCNAMARA - REHABILITATION	Completed		\$20,000.00
	1754	2001-43	PETRONIRO - REHABILITATION	Completed		\$20,000.00
	1755	2001-43	GATLING - REHABILITATION	Completed		\$20,000.00
	1756	2001-43	CANFIELD - REHABILITATION	Completed		\$18,700.00
	1757	2001-43	CAROSELLA - REHABILITATION	Completed		\$20,000.00
	1765	2001-43	GRANDIERI - REHABILITATION	Completed		\$20,000.00
	1767	2001-43	GALVIN - REHABILITATION	Completed		\$18,896.75
	1770	2001-43	THE ELTON HFA LTD PARTNERSHIP - REHAB	Completed		\$147,674.00
	1771	2001-43	EMANUEL - REHABILITATION	Completed		\$61,068.50
	1831	2001-43	ARRINGTON - REHABILITATION	Completed		\$26,915.50
	1832	2001-43	RODRIGUEZ - REHABILITATION	Completed		\$48,662.50
	1876	2001-43	WILSON - REHABILITATION	Completed		\$22,630.00
	1878	2001-43	FITZGERALD - REHABILITATION	Completed		\$25,035.00
	1879	2001-43	ALONSO - REHABILITATION	Completed		\$10,627.50
	1880	2001-43	HALL - REHABILITATION	Completed		\$56,490.00
	1881	2001-43	MORRIS - REHABILITATION	Completed		\$26,423.00
	1882	2001-43	POWELL - REHABILITATION	Completed	14A	\$17,919.00
	1883	2001-43	SAPIO - REHABILITATION	Completed		\$28,780.50
	1885	2001-43	CHARBONNEAU - REHABILITATION	Completed		\$21,748.00

U.S. DEPARTMENT OF HOUSING AND URBAN  
DEVELOPMENT  
OFFICE OF COMMUNITY PLANNING AND DEVELOPMENT  
PR08 - Grantee Summary Activity Report

DATE: 11/4/2020  
TIME: 3:16:47 PM  
PAGE: 35/124

IDIS

Grantee Activity Number	IDIS Activity - ID	Pgm Yr Project	Activity Name	Act Stat	Matrix Code	Drawn Amount
	1616	2001-20	HISPANIC COALITION OF GREATER WTBY, INC.	Completed	05D	\$6,594.65
	1619	2001-21	MORRIS FOUNDATION	Completed	05F	\$18,500.00
	1627	2001-22	SALVATION ARMY	Completed	05Z	\$23,000.00
	1630	2001-23	ST. VINCENT DEPAUL SOCIETY	Completed		\$64,500.00
	1613	2001-24	GENERAL ADMINISTRATION	Completed	21A	\$495,895.09
	1612	2001-26	FIRE STATION IMPROVEMENTS	Completed	03Z	\$300,000.00
	1628	2001-28	SIDEWALK IMPROVEMENTS	Completed	03L	\$460,000.00
	1637	2001-29	STREET IMPROVEMENTS	Completed	03K	\$68,000.00
	1623	2001-3	PRIDE, INC.	Completed	05D	\$9,455.03
	1610	2001-31	EMERGENCY RELOCATION	Completed	08	\$121,746.83
	1615	2001-32	GREATER WATERBURY INTERFAITH MINISTRIES	Completed	05Z	\$25,062.23
	1638	2001-34	HOME - ADMINISTRATION	Completed		\$101,000.00
	1632	2001-40	WATERBURY DAY NURSERY	Completed	05L	\$19,000.00
	1618	2001-41	LITERACY VOLUNTEERS	Completed	05Z	\$5,500.00
	1620	2001-42	MT. OLIVE SENIOR CENTER	Completed	05A	\$33,900.00
	1750	2001-43	SANTOVASI - REHABILITATION	Completed		\$18,833.00
	1752	2001-43	DITILLO - REHABILITATION	Completed		\$20,000.00
	1753	2001-43	MCNAMARA - REHABILITATION	Completed		\$20,000.00
	1754	2001-43	PETRONIRO - REHABILITATION	Completed		\$20,000.00
	1755	2001-43	GATLING - REHABILITATION	Completed		\$20,000.00
	1756	2001-43	CANFIELD - REHABILITATION	Completed		\$18,700.00
	1757	2001-43	CAROSELLA - REHABILITATION	Completed		\$20,000.00
	1765	2001-43	GRANDIERI - REHABILITATION	Completed		\$20,000.00
	1767	2001-43	GALVIN - REHABILITATION	Completed		\$18,896.75
	1770	2001-43	THE ELTON HFA LTD PARTNERSHIP - REHAB	Completed		\$147,674.00
	1771	2001-43	EMANUEL - REHABILITATION	Completed		\$61,068.50
	1831	2001-43	ARRINGTON - REHABILITATION	Completed		\$26,915.50
	1832	2001-43	RODRIGUEZ - REHABILITATION	Completed		\$48,662.50
	1876	2001-43	WILSON - REHABILITATION	Completed		\$22,630.00
	1878	2001-43	FITZGERALD - REHABILITATION	Completed		\$25,035.00
	1879	2001-43	ALONSO - REHABILITATION	Completed		\$10,627.50
	1880	2001-43	HALL - REHABILITATION	Completed		\$56,490.00
	1881	2001-43	MORRIS - REHABILITATION	Completed		\$26,423.00
	1882	2001-43	POWELL - REHABILITATION	Completed	14A	\$17,919.00
	1883	2001-43	SAPIO - REHABILITATION	Completed		\$28,780.50
	1885	2001-43	CHARBONNEAU - REHABILITATION	Completed		\$21,748.00

U.S. DEPARTMENT OF HOUSING AND URBAN  
DEVELOPMENT  
OFFICE OF COMMUNITY PLANNING AND DEVELOPMENT  
PR08 - Grantee Summary Activity Report

DATE: 11/4/2020  
TIME: 3:16:47 PM  
PAGE: 36/124

IDIS

Grantee Activity Number	IDIS Activity - ID	Pgm Yr Project	Activity Name	Act Stat	Matrix Code	Date of Last Draw
	1616	2001-20	HISPANIC COALITION OF GREATER WTBY, INC.	Completed	05D	07/12/2002
	1619	2001-21	MORRIS FOUNDATION	Completed	05F	12/21/2001
	1627	2001-22	SALVATION ARMY	Completed	05Z	07/12/2002
	1630	2001-23	ST. VINCENT DEPAUL SOCIETY	Completed		06/08/2002
	1613	2001-24	GENERAL ADMINISTRATION	Completed	21A	08/23/2002
	1612	2001-26	FIRE STATION IMPROVEMENTS	Completed	03Z	04/27/2004
	1628	2001-28	SIDEWALK IMPROVEMENTS	Completed	03L	06/29/2004
	1637	2001-29	STREET IMPROVEMENTS	Completed	03K	12/13/2003
	1623	2001-3	PRIDE, INC.	Completed	05D	07/24/2002
	1610	2001-31	EMERGENCY RELOCATION	Completed	08	05/04/2005
	1615	2001-32	GREATER WATERBURY INTERFAITH MINISTRIES	Completed	05Z	06/25/2002
	1638	2001-34	HOME - ADMINISTRATION	Completed		08/03/2004
	1632	2001-40	WATERBURY DAY NURSERY	Completed	05L	06/08/2002
	1618	2001-41	LITERACY VOLUNTEERS	Completed	05Z	04/06/2002
	1620	2001-42	MT. OLIVE SENIOR CENTER	Completed	05A	07/24/2002
	1750	2001-43	SANTOVASI - REHABILITATION	Completed		03/06/2004
	1752	2001-43	DITILLO - REHABILITATION	Completed		06/22/2004
	1753	2001-43	MCNAMARA - REHABILITATION	Completed		05/08/2004
	1754	2001-43	PETRONIRO - REHABILITATION	Completed		03/06/2004
	1755	2001-43	GATLING - REHABILITATION	Completed		05/08/2004
	1756	2001-43	CANFIELD - REHABILITATION	Completed		04/13/2004
	1757	2001-43	CAROSELLA - REHABILITATION	Completed		04/06/2004
	1765	2001-43	GRANDIERI - REHABILITATION	Completed		01/20/2005
	1767	2001-43	GALVIN - REHABILITATION	Completed		06/21/2005
	1770	2001-43	THE ELTON HFA LTD PARTNERSHIP - REHAB	Completed		01/08/2005
	1771	2001-43	EMANUEL - REHABILITATION	Completed		06/29/2005
	1831	2001-43	ARRINGTON - REHABILITATION	Completed		02/15/2008
	1832	2001-43	RODRIGUEZ - REHABILITATION	Completed		01/12/2007
	1876	2001-43	WILSON - REHABILITATION	Completed		09/15/2007
	1878	2001-43	FITZGERALD - REHABILITATION	Completed		12/05/2007
	1879	2001-43	ALONSO - REHABILITATION	Completed		08/10/2007
	1880	2001-43	HALL - REHABILITATION	Completed		10/18/2008
	1881	2001-43	MORRIS - REHABILITATION	Completed		07/13/2007
	1882	2001-43	POWELL - REHABILITATION	Completed	14A	07/27/2007
	1883	2001-43	SAPIO - REHABILITATION	Completed		08/10/2007
	1885	2001-43	CHARBONNEAU - REHABILITATION	Completed		02/16/2007

U.S. DEPARTMENT OF HOUSING AND URBAN  
DEVELOPMENT  
OFFICE OF COMMUNITY PLANNING AND DEVELOPMENT  
PR08 - Grantee Summary Activity Report

DATE: 11/4/2020  
TIME: 3:16:47 PM  
PAGE: 37/124

IDIS

Grantee Activity Number	IDIS Activity - ID	Pgm Yr Project	Activity Name	Act Stat	Matrix Code	Initial Funding Date
	1886	2001-43	PARZYCH - REHABILITATION	Completed		04/25/06
	1887	2001-43	MACARY - REHABILITATION	Completed		04/25/06
	1891	2001-43	SPARANO - REHABILITATION	Completed		06/05/06
	1892	2001-43	RINCON - REHABILITATION	Completed		06/13/06
	1611	2001-46	FAMILY SERVICES OF GREATER WATERBURY	Completed	05M	09/17/01
	1634	2001-47	WATERBURY TRIAD, INC.	Completed	05A	09/17/01
	1631	2001-48	STAYWELL HEALTHCARE, INC.	Completed	05M	09/17/01
	1608	2001-5	IN-THE-MAKING	Completed	05H	09/17/01
	1624	2001-6	PUBLIC FACILITY IMPROVEMENTS - SCHOOLS	Completed	03Z	09/17/01
	1635	2001-7	WATERBURY YOUTH SERVICES	Completed	05D	09/17/01
	1633	2001-8	WATERBURY SENIOR SHUTTLE	Completed	05A	09/17/01
	1659	2002-11	CHILD GUIDANCE CLINIC	Completed	05D	11/13/02
	1665	2002-12	EAST END SENIOR CENTER	Completed	05A	11/13/02
	1678	2002-13	RIVERA MEMORIAL FOUNDATION, INC.	Completed	05D	11/13/02
	1660	2002-15	CHILDREN'S COMMUNITY SCHOOL	Completed	05L	11/13/02
	1679	2002-16	SAFE HAVEN OF GTR WTBY INC.	Completed	05Z	11/13/02
	1688	2002-17	YMCA	Completed	05D	11/13/02
	1661	2002-18	COMMISSION ON AGING	Completed	05A	11/13/02
	1670	2002-2	LA CASA BIENVENIDA	Completed	05A	11/13/02
	1669	2002-20	HISPANIC COALITION OF GREATER WTBY, INC.	Completed	05D	11/13/02
	1672	2002-21	MORRIS FOUNDATION	Completed	05F	11/13/02
	1680	2002-22	SALVATION ARMY	Completed	05Z	11/13/02
	1681	2002-23	ST. VINCENT DEPAUL SOCIETY	Completed		11/13/02
	1667	2002-24	GENERAL ADMINISTRATION	Completed	21A	11/13/02
	1664	2002-25	DEMOLITION	Completed	04	11/13/02
	1690	2002-28	SIDEWALK IMPROVEMENTS	Completed	03L	10/08/02
	1683	2002-29	STREET IMPROVEMENTS	Completed	03K	11/13/02
	1676	2002-3	PRIDE, INC.	Completed	05D	11/13/02
	1674	2002-30	NEIGHBORHOOD IMPROVEMENTS	Completed	03E	11/13/02
	1668	2002-32	GREATER WATERBURY INTERFAITH MINISTRIES	Completed	05Z	11/13/02
	1694	2002-34	HOME - ADMINISTRATION	Completed		11/22/02
	1684	2002-40	WATERBURY DAY NURSERY	Completed	05L	11/13/02
	1671	2002-41	LITERACY VOLUNTEERS	Completed	05Z	11/13/02
	1673	2002-42	MT. OLIVE SENIOR CENTER	Completed	05A	11/13/02
	1758	2002-43	THIER - REHABILITATION	Completed		04/16/04
	1759	2002-43	ACCETURA - REHABILITATION	Completed		05/07/04



U.S. DEPARTMENT OF HOUSING AND URBAN  
DEVELOPMENT  
OFFICE OF COMMUNITY PLANNING AND DEVELOPMENT  
PR08 - Grantee Summary Activity Report

DATE: 11/4/2020  
TIME: 3:16:47 PM  
PAGE: 38/124

IDIS

Grantee Activity Number	IDIS Activity - ID	Pgm Yr Project	Activity Name	Act Stat	Matrix Code	Funded Amount
	1886	2001-43	PARZYCH - REHABILITATION	Completed		\$27,950.50
	1887	2001-43	MACARY - REHABILITATION	Completed		\$24,950.00
	1891	2001-43	SPARANO - REHABILITATION	Completed		\$28,925.00
	1892	2001-43	RINCON - REHABILITATION	Completed		\$11,966.00
	1611	2001-46	FAMILY SERVICES OF GREATER WATERBURY	Completed	05M	\$12,650.00
	1634	2001-47	WATERBURY TRIAD, INC.	Completed	05A	\$3,708.37
	1631	2001-48	STAYWELL HEALTHCARE, INC.	Completed	05M	\$11,100.00
	1608	2001-5	IN-THE-MAKING	Completed	05H	\$23,000.00
	1624	2001-6	PUBLIC FACILITY IMPROVEMENTS - SCHOOLS	Completed	03Z	\$1,179,282.41
	1635	2001-7	WATERBURY YOUTH SERVICES	Completed	05D	\$17,500.00
	1633	2001-8	WATERBURY SENIOR SHUTTLE	Completed	05A	\$98,598.29
	1659	2002-11	CHILD GUIDANCE CLINIC	Completed	05D	\$23,600.00
	1665	2002-12	EAST END SENIOR CENTER	Completed	05A	\$15,000.00
	1678	2002-13	RIVERA MEMORIAL FOUNDATION, INC.	Completed	05D	\$5,000.00
	1660	2002-15	CHILDREN'S COMMUNITY SCHOOL	Completed	05L	\$13,289.50
	1679	2002-16	SAFE HAVEN OF GTR WTBY INC.	Completed	05Z	\$19,750.00
	1688	2002-17	YMCA	Completed	05D	\$6,000.00
	1661	2002-18	COMMISSION ON AGING	Completed	05A	\$20,000.00
	1670	2002-2	LA CASA BIENVENIDA	Completed	05A	\$23,700.00
	1669	2002-20	HISPANIC COALITION OF GREATER WTBY, INC.	Completed	05D	\$1,995.00
	1672	2002-21	MORRIS FOUNDATION	Completed	05F	\$20,250.00
	1680	2002-22	SALVATION ARMY	Completed	05Z	\$24,250.00
	1681	2002-23	ST. VINCENT DEPAUL SOCIETY	Completed		\$64,500.00
	1667	2002-24	GENERAL ADMINISTRATION	Completed	21A	\$538,774.29
	1664	2002-25	DEMOLITION	Completed	04	\$487,917.46
	1690	2002-28	SIDEWALK IMPROVEMENTS	Completed	03L	\$177,904.91
	1683	2002-29	STREET IMPROVEMENTS	Completed	03K	\$200,000.00
	1676	2002-3	PRIDE, INC.	Completed	05D	\$12,062.16
	1674	2002-30	NEIGHBORHOOD IMPROVEMENTS	Completed	03E	\$80,069.07
	1668	2002-32	GREATER WATERBURY INTERFAITH MINISTRIES	Completed	05Z	\$25,954.97
	1694	2002-34	HOME - ADMINISTRATION	Completed		\$101,100.00
	1684	2002-40	WATERBURY DAY NURSERY	Completed	05L	\$20,000.00
	1671	2002-41	LITERACY VOLUNTEERS	Completed	05Z	\$7,000.00
	1673	2002-42	MT. OLIVE SENIOR CENTER	Completed	05A	\$33,900.00
	1758	2002-43	THIER - REHABILITATION	Completed		\$17,459.00
	1759	2002-43	ACCETURA - REHABILITATION	Completed		\$20,000.00

U.S. DEPARTMENT OF HOUSING AND URBAN  
DEVELOPMENT  
OFFICE OF COMMUNITY PLANNING AND DEVELOPMENT  
PR08 - Grantee Summary Activity Report

DATE: 11/4/2020  
TIME: 3:16:47 PM  
PAGE: 39/124

IDIS

Grantee Activity Number	IDIS Activity - ID	Pgm Yr Project	Activity Name	Act Stat	Matrix Code	Drawn Amount
	1886	2001-43	PARZYCH - REHABILITATION	Completed		\$27,950.50
	1887	2001-43	MACARY - REHABILITATION	Completed		\$24,950.00
	1891	2001-43	SPARANO - REHABILITATION	Completed		\$28,925.00
	1892	2001-43	RINCON - REHABILITATION	Completed		\$11,966.00
	1611	2001-46	FAMILY SERVICES OF GREATER WATERBURY	Completed	05M	\$12,650.00
	1634	2001-47	WATERBURY TRIAD, INC.	Completed	05A	\$3,708.37
	1631	2001-48	STAYWELL HEALTHCARE, INC.	Completed	05M	\$11,100.00
	1608	2001-5	IN-THE-MAKING	Completed	05H	\$23,000.00
	1624	2001-6	PUBLIC FACILITY IMPROVEMENTS - SCHOOLS	Completed	03Z	\$1,179,282.41
	1635	2001-7	WATERBURY YOUTH SERVICES	Completed	05D	\$17,500.00
	1633	2001-8	WATERBURY SENIOR SHUTTLE	Completed	05A	\$98,598.29
	1659	2002-11	CHILD GUIDANCE CLINIC	Completed	05D	\$23,600.00
	1665	2002-12	EAST END SENIOR CENTER	Completed	05A	\$15,000.00
	1678	2002-13	RIVERA MEMORIAL FOUNDATION, INC.	Completed	05D	\$5,000.00
	1660	2002-15	CHILDREN'S COMMUNITY SCHOOL	Completed	05L	\$13,289.50
	1679	2002-16	SAFE HAVEN OF GTR WTBY INC.	Completed	05Z	\$19,750.00
	1688	2002-17	YMCA	Completed	05D	\$6,000.00
	1661	2002-18	COMMISSION ON AGING	Completed	05A	\$20,000.00
	1670	2002-2	LA CASA BIENVENIDA	Completed	05A	\$23,700.00
	1669	2002-20	HISPANIC COALITION OF GREATER WTBY, INC.	Completed	05D	\$1,995.00
	1672	2002-21	MORRIS FOUNDATION	Completed	05F	\$20,250.00
	1680	2002-22	SALVATION ARMY	Completed	05Z	\$24,250.00
	1681	2002-23	ST. VINCENT DEPAUL SOCIETY	Completed		\$64,500.00
	1667	2002-24	GENERAL ADMINISTRATION	Completed	21A	\$538,774.29
	1664	2002-25	DEMOLITION	Completed	04	\$487,917.46
	1690	2002-28	SIDEWALK IMPROVEMENTS	Completed	03L	\$177,904.91
	1683	2002-29	STREET IMPROVEMENTS	Completed	03K	\$200,000.00
	1676	2002-3	PRIDE, INC.	Completed	05D	\$12,062.16
	1674	2002-30	NEIGHBORHOOD IMPROVEMENTS	Completed	03E	\$80,069.07
	1668	2002-32	GREATER WATERBURY INTERFAITH MINISTRIES	Completed	05Z	\$25,954.97
	1694	2002-34	HOME - ADMINISTRATION	Completed		\$101,100.00
	1684	2002-40	WATERBURY DAY NURSERY	Completed	05L	\$20,000.00
	1671	2002-41	LITERACY VOLUNTEERS	Completed	05Z	\$7,000.00
	1673	2002-42	MT. OLIVE SENIOR CENTER	Completed	05A	\$33,900.00
	1758	2002-43	THIER - REHABILITATION	Completed		\$17,459.00
	1759	2002-43	ACCETURA - REHABILITATION	Completed		\$20,000.00

U.S. DEPARTMENT OF HOUSING AND URBAN  
DEVELOPMENT  
OFFICE OF COMMUNITY PLANNING AND DEVELOPMENT  
PR08 - Grantee Summary Activity Report

DATE: 11/4/2020  
TIME: 3:16:47 PM  
PAGE: 40/124

IDIS

Grantee Activity Number	IDIS Activity - ID	Pgm Yr Project	Activity Name	Act Stat	Matrix Code	Date of Last Draw
	1886	2001-43	PARZYCH - REHABILITATION	Completed		05/18/2007
	1887	2001-43	MACARY - REHABILITATION	Completed		01/04/2007
	1891	2001-43	SPARANO - REHABILITATION	Completed		09/15/2007
	1892	2001-43	RINCON - REHABILITATION	Completed		09/10/2008
	1611	2001-46	FAMILY SERVICES OF GREATER WATERBURY	Completed	05M	05/07/2002
	1634	2001-47	WATERBURY TRIAD, INC.	Completed	05A	07/12/2002
	1631	2001-48	STAYWELL HEALTHCARE, INC.	Completed	05M	05/07/2002
	1608	2001-5	IN-THE-MAKING	Completed	05H	07/24/2002
	1624	2001-6	PUBLIC FACILITY IMPROVEMENTS - SCHOOLS	Completed	03Z	04/27/2005
	1635	2001-7	WATERBURY YOUTH SERVICES	Completed	05D	07/24/2002
	1633	2001-8	WATERBURY SENIOR SHUTTLE	Completed	05A	07/24/2002
	1659	2002-11	CHILD GUIDANCE CLINIC	Completed	05D	08/19/2003
	1665	2002-12	EAST END SENIOR CENTER	Completed	05A	07/08/2003
	1678	2002-13	RIVERA MEMORIAL FOUNDATION, INC.	Completed	05D	06/18/2003
	1660	2002-15	CHILDREN'S COMMUNITY SCHOOL	Completed	05L	08/19/2003
	1679	2002-16	SAFE HAVEN OF GTR WTBY INC.	Completed	05Z	07/08/2003
	1688	2002-17	YMCA	Completed	05D	02/11/2003
	1661	2002-18	COMMISSION ON AGING	Completed	05A	03/18/2003
	1670	2002-2	LA CASA BIENVENIDA	Completed	05A	07/22/2003
	1669	2002-20	HISPANIC COALITION OF GREATER WTBY, INC.	Completed	05D	07/22/2003
	1672	2002-21	MORRIS FOUNDATION	Completed	05F	02/11/2003
	1680	2002-22	SALVATION ARMY	Completed	05Z	07/22/2003
	1681	2002-23	ST. VINCENT DEPAUL SOCIETY	Completed		05/24/2003
	1667	2002-24	GENERAL ADMINISTRATION	Completed	21A	08/01/2003
	1664	2002-25	DEMOLITION	Completed	04	08/05/2006
	1690	2002-28	SIDEWALK IMPROVEMENTS	Completed	03L	04/05/2006
	1683	2002-29	STREET IMPROVEMENTS	Completed	03K	12/13/2003
	1676	2002-3	PRIDE, INC.	Completed	05D	07/08/2003
	1674	2002-30	NEIGHBORHOOD IMPROVEMENTS	Completed	03E	04/14/2005
	1668	2002-32	GREATER WATERBURY INTERFAITH MINISTRIES	Completed	05Z	07/08/2003
	1694	2002-34	HOME - ADMINISTRATION	Completed		01/20/2005
	1684	2002-40	WATERBURY DAY NURSERY	Completed	05L	04/17/2003
	1671	2002-41	LITERACY VOLUNTEERS	Completed	05Z	03/04/2003
	1673	2002-42	MT. OLIVE SENIOR CENTER	Completed	05A	08/01/2003
	1758	2002-43	THIER - REHABILITATION	Completed		07/29/2004
	1759	2002-43	ACCETURA - REHABILITATION	Completed		07/29/2004

U.S. DEPARTMENT OF HOUSING AND URBAN  
DEVELOPMENT  
OFFICE OF COMMUNITY PLANNING AND DEVELOPMENT  
PR08 - Grantee Summary Activity Report

DATE: 11/4/2020  
TIME: 3:16:47 PM  
PAGE: 41/124

IDIS

Grantee Activity Number	IDIS Activity - ID	Pgm Yr Project	Activity Name	Act Stat	Matrix Code	Initial Funding Date
	1761	2002-43	DEJESUS - REHABILITATION	Completed		05/13/04
	1762	2002-43	TESTA - REHABILITATION	Completed		05/13/04
	1763	2002-43	GAILLOT - REHABILITATION	Completed		05/13/04
	1764	2002-43	SPINELLA - REHABILITATION	Completed		05/14/04
	1766	2002-43	MCCARTY - REHABILITATION	Completed		05/14/04
	1768	2002-43	DICARLO - REHABILITATION	Completed		05/17/04
	1769	2002-43	CIANCIOLO - REHABILITATION	Completed		05/17/04
	1772	2002-43	TUTTLE - REHABILITATION	Completed		05/19/04
	1773	2002-43	MARQUES - REHABILITATION	Completed		05/19/04
	1804	2002-43	GOMES - REHABILITATION	Completed		01/27/05
	1806	2002-43	FORINO - REHABILITATION	Completed		01/27/05
	1807	2002-43	DECRISANTI - REHABILITATION	Completed		01/27/05
	1808	2002-43	CIRELLI - REHABILITATION	Completed		01/27/05
	1809	2002-43	WRIGHT - REHABILITATION	Completed		01/27/05
	1893	2002-43	FEBBRIELLO - REHABILITATION	Completed		06/21/06
	1894	2002-43	JOLLY - REHABILITATION	Completed		06/21/06
	1895	2002-43	HAWLEY - REHABILITATION	Completed		06/21/06
	1896	2002-43	PICCOCHI - REHABILITATION	Completed		06/21/06
	1897	2002-43	BOUTON - REHABILITATION	Completed		06/21/06
	1898	2002-43	GIROUX - REHABILITATION	Completed		06/27/06
	1666	2002-46	FAMILY SERVICES OF GREATER WATERBURY	Completed	05M	11/13/02
	1686	2002-47	WATERBURY TRIAD, INC.	Completed	05A	11/13/02
	1663	2002-48	COMPUTER 4 KIDS, INC.	Completed	05D	11/13/02
	1682	2002-49	STAYWELL HEALTHCARE, INC.	Completed	05M	11/13/02
	1662	2002-5	IN-THE-MAKING	Completed	05H	10/08/02
	1689	2002-50	YOUTH PARENTS PROGRAM (DEPT. OF ED.)	Completed	05D	11/13/02
	1677	2002-6	PUBLIC FACILITY IMPROVEMENTS - SCHOOLS	Completed	03Z	11/13/02
	1687	2002-7	WATERBURY YOUTH SERVICES	Completed	05D	11/13/02
	1685	2002-8	WATERBURY SENIOR SHUTTLE	Completed	05A	10/08/02
	1715	2003-10	CHILD GUIDANCE CLINIC	Completed	05D	09/12/03
	1719	2003-11	EAST END SENIOR CENTER	Completed	05A	09/12/03
	1735	2003-12	RIVERA MEMORIAL FOUNDATION, INC.	Completed	05D	09/12/03
	1716	2003-13	CHILDREN'S COMMUNITY SCHOOL	Completed	05L	09/12/03
	1736	2003-14	SAFE HAVEN OF GTR WTBY INC.	Completed	05Z	09/12/03
	1748	2003-15	YMCA	Completed	05D	09/12/03
	1717	2003-16	COMMISSION ON AGING	Completed	05A	09/12/03

U.S. DEPARTMENT OF HOUSING AND URBAN  
DEVELOPMENT  
OFFICE OF COMMUNITY PLANNING AND DEVELOPMENT  
PR08 - Grantee Summary Activity Report

DATE: 11/4/2020  
TIME: 3:16:47 PM  
PAGE: 42/124

IDIS

Grantee Activity Number	IDIS Activity - ID	Pgm Yr Project	Activity Name	Act Stat	Matrix Code	Funded Amount
	1761	2002-43	DEJESUS - REHABILITATION	Completed		\$8,046.00
	1762	2002-43	TESTA - REHABILITATION	Completed		\$40,627.70
	1763	2002-43	GAILLOT - REHABILITATION	Completed		\$19,325.00
	1764	2002-43	SPINELLA - REHABILITATION	Completed		\$12,000.00
	1766	2002-43	MCCARTY - REHABILITATION	Completed		\$18,821.04
	1768	2002-43	DICARLO - REHABILITATION	Completed		\$20,000.00
	1769	2002-43	CIANCIOLO - REHABILITATION	Completed		\$17,125.00
	1772	2002-43	TUTTLE - REHABILITATION	Completed		\$20,000.00
	1773	2002-43	MARQUES - REHABILITATION	Completed		\$60,000.00
	1804	2002-43	GOMES - REHABILITATION	Completed		\$20,700.00
	1806	2002-43	FORINO - REHABILITATION	Completed		\$20,796.60
	1807	2002-43	DECRISANTI - REHABILITATION	Completed		\$17,397.80
	1808	2002-43	CIRELLI - REHABILITATION	Completed		\$20,663.20
	1809	2002-43	WRIGHT - REHABILITATION	Completed		\$56,557.00
	1893	2002-43	FEBBRIELLO - REHABILITATION	Completed		\$23,214.00
	1894	2002-43	JOLLY - REHABILITATION	Completed		\$26,155.85
	1895	2002-43	HAWLEY - REHABILITATION	Completed		\$28,893.00
	1896	2002-43	PICCOCHI - REHABILITATION	Completed		\$23,057.00
	1897	2002-43	BOUTON - REHABILITATION	Completed		\$17,019.00
	1898	2002-43	GIROUX - REHABILITATION	Completed		\$28,853.00
	1666	2002-46	FAMILY SERVICES OF GREATER WATERBURY	Completed	05M	\$23,950.00
	1686	2002-47	WATERBURY TRIAD, INC.	Completed	05A	\$4,985.10
	1663	2002-48	COMPUTER 4 KIDS, INC.	Completed	05D	\$15,000.00
	1682	2002-49	STAYWELL HEALTHCARE, INC.	Completed	05M	\$11,100.00
	1662	2002-5	IN-THE-MAKING	Completed	05H	\$24,000.00
	1689	2002-50	YOUTH PARENTS PROGRAM (DEPT. OF ED.)	Completed	05D	\$6,592.50
	1677	2002-6	PUBLIC FACILITY IMPROVEMENTS - SCHOOLS	Completed	03Z	\$369,090.98
	1687	2002-7	WATERBURY YOUTH SERVICES	Completed	05D	\$17,500.00
	1685	2002-8	WATERBURY SENIOR SHUTTLE	Completed	05A	\$166,970.22
	1715	2003-10	CHILD GUIDANCE CLINIC	Completed	05D	\$17,900.00
	1719	2003-11	EAST END SENIOR CENTER	Completed	05A	\$11,400.00
	1735	2003-12	RIVERA MEMORIAL FOUNDATION, INC.	Completed	05D	\$3,800.00
	1716	2003-13	CHILDREN'S COMMUNITY SCHOOL	Completed	05L	\$10,000.00
	1736	2003-14	SAFE HAVEN OF GTR WTBY INC.	Completed	05Z	\$17,350.00
	1748	2003-15	YMCA	Completed	05D	\$12,500.00
	1717	2003-16	COMMISSION ON AGING	Completed	05A	\$20,000.00

U.S. DEPARTMENT OF HOUSING AND URBAN  
DEVELOPMENT  
OFFICE OF COMMUNITY PLANNING AND DEVELOPMENT  
PR08 - Grantee Summary Activity Report

DATE: 11/4/2020  
TIME: 3:16:47 PM  
PAGE: 43/124

IDIS

Grantee Activity Number	IDIS Activity - ID	Pgm Yr Project	Activity Name	Act Stat	Matrix Code	Drawn Amount
	1761	2002-43	DEJESUS - REHABILITATION	Completed		\$8,046.00
	1762	2002-43	TESTA - REHABILITATION	Completed		\$40,627.70
	1763	2002-43	GAILLOT - REHABILITATION	Completed		\$19,325.00
	1764	2002-43	SPINELLA - REHABILITATION	Completed		\$12,000.00
	1766	2002-43	MCCARTY - REHABILITATION	Completed		\$18,821.04
	1768	2002-43	DICARLO - REHABILITATION	Completed		\$20,000.00
	1769	2002-43	CIANCIOLO - REHABILITATION	Completed		\$17,125.00
	1772	2002-43	TUTTLE - REHABILITATION	Completed		\$20,000.00
	1773	2002-43	MARQUES - REHABILITATION	Completed		\$60,000.00
	1804	2002-43	GOMES - REHABILITATION	Completed		\$20,700.00
	1806	2002-43	FORINO - REHABILITATION	Completed		\$20,796.60
	1807	2002-43	DECRISANTI - REHABILITATION	Completed		\$17,397.80
	1808	2002-43	CIRELLI - REHABILITATION	Completed		\$20,663.20
	1809	2002-43	WRIGHT - REHABILITATION	Completed		\$56,557.00
	1893	2002-43	FEBBRIELLO - REHABILITATION	Completed		\$23,214.00
	1894	2002-43	JOLLY - REHABILITATION	Completed		\$26,155.85
	1895	2002-43	HAWLEY - REHABILITATION	Completed		\$28,893.00
	1896	2002-43	PICCOCHI - REHABILITATION	Completed		\$23,057.00
	1897	2002-43	BOUTON - REHABILITATION	Completed		\$17,019.00
	1898	2002-43	GIROUX - REHABILITATION	Completed		\$28,853.00
	1666	2002-46	FAMILY SERVICES OF GREATER WATERBURY	Completed	05M	\$23,950.00
	1686	2002-47	WATERBURY TRIAD, INC.	Completed	05A	\$4,985.10
	1663	2002-48	COMPUTER 4 KIDS, INC.	Completed	05D	\$15,000.00
	1682	2002-49	STAYWELL HEALTHCARE, INC.	Completed	05M	\$11,100.00
	1662	2002-5	IN-THE-MAKING	Completed	05H	\$24,000.00
	1689	2002-50	YOUTH PARENTS PROGRAM (DEPT. OF ED.)	Completed	05D	\$6,592.50
	1677	2002-6	PUBLIC FACILITY IMPROVEMENTS - SCHOOLS	Completed	03Z	\$369,090.98
	1687	2002-7	WATERBURY YOUTH SERVICES	Completed	05D	\$17,500.00
	1685	2002-8	WATERBURY SENIOR SHUTTLE	Completed	05A	\$166,970.22
	1715	2003-10	CHILD GUIDANCE CLINIC	Completed	05D	\$17,900.00
	1719	2003-11	EAST END SENIOR CENTER	Completed	05A	\$11,400.00
	1735	2003-12	RIVERA MEMORIAL FOUNDATION, INC.	Completed	05D	\$3,800.00
	1716	2003-13	CHILDREN'S COMMUNITY SCHOOL	Completed	05L	\$10,000.00
	1736	2003-14	SAFE HAVEN OF GTR WTBY INC.	Completed	05Z	\$17,350.00
	1748	2003-15	YMCA	Completed	05D	\$12,500.00
	1717	2003-16	COMMISSION ON AGING	Completed	05A	\$20,000.00

U.S. DEPARTMENT OF HOUSING AND URBAN  
DEVELOPMENT  
OFFICE OF COMMUNITY PLANNING AND DEVELOPMENT  
PR08 - Grantee Summary Activity Report

DATE: 11/4/2020  
TIME: 3:16:47 PM  
PAGE: 44/124

IDIS

Grantee Activity Number	IDIS Activity - ID	Pgm Yr Project	Activity Name	Act Stat	Matrix Code	Date of Last Draw
	1761	2002-43	DEJESUS - REHABILITATION	Completed		08/03/2004
	1762	2002-43	TESTA - REHABILITATION	Completed		01/26/2007
	1763	2002-43	GAILLOT - REHABILITATION	Completed		12/22/2004
	1764	2002-43	SPINELLA - REHABILITATION	Completed		01/08/2005
	1766	2002-43	MCCARTY - REHABILITATION	Completed		05/27/2005
	1768	2002-43	DICARLO - REHABILITATION	Completed		11/24/2004
	1769	2002-43	CIANCIOLO - REHABILITATION	Completed		11/09/2004
	1772	2002-43	TUTTLE - REHABILITATION	Completed		07/29/2004
	1773	2002-43	MARQUES - REHABILITATION	Completed		11/23/2004
	1804	2002-43	GOMES - REHABILITATION	Completed		10/20/2005
	1806	2002-43	FORINO - REHABILITATION	Completed		03/10/2005
	1807	2002-43	DECRISANTI - REHABILITATION	Completed		12/03/2005
	1808	2002-43	CIRELLI - REHABILITATION	Completed		04/14/2005
	1809	2002-43	WRIGHT - REHABILITATION	Completed		06/07/2007
	1893	2002-43	FEBBRIELLO - REHABILITATION	Completed		09/10/2008
	1894	2002-43	JOLLY - REHABILITATION	Completed		08/13/2008
	1895	2002-43	HAWLEY - REHABILITATION	Completed		01/11/2008
	1896	2002-43	PICCOCHI - REHABILITATION	Completed		08/10/2007
	1897	2002-43	BOUTON - REHABILITATION	Completed		08/10/2007
	1898	2002-43	GIROUX - REHABILITATION	Completed		10/12/2007
	1666	2002-46	FAMILY SERVICES OF GREATER WATERBURY	Completed	05M	08/19/2003
	1686	2002-47	WATERBURY TRIAD, INC.	Completed	05A	07/08/2003
	1663	2002-48	COMPUTER 4 KIDS, INC.	Completed	05D	07/22/2003
	1682	2002-49	STAYWELL HEALTHCARE, INC.	Completed	05M	02/04/2003
	1662	2002-5	IN-THE-MAKING	Completed	05H	08/19/2003
	1689	2002-50	YOUTH PARENTS PROGRAM (DEPT. OF ED.)	Completed	05D	07/22/2003
	1677	2002-6	PUBLIC FACILITY IMPROVEMENTS - SCHOOLS	Completed	03Z	09/28/2005
	1687	2002-7	WATERBURY YOUTH SERVICES	Completed	05D	08/01/2003
	1685	2002-8	WATERBURY SENIOR SHUTTLE	Completed	05A	07/29/2004
	1715	2003-10	CHILD GUIDANCE CLINIC	Completed	05D	07/29/2004
	1719	2003-11	EAST END SENIOR CENTER	Completed	05A	07/02/2004
	1735	2003-12	RIVERA MEMORIAL FOUNDATION, INC.	Completed	05D	03/30/2004
	1716	2003-13	CHILDREN'S COMMUNITY SCHOOL	Completed	05L	07/02/2004
	1736	2003-14	SAFE HAVEN OF GTR WTBY INC.	Completed	05Z	07/29/2004
	1748	2003-15	YMCA	Completed	05D	02/21/2004
	1717	2003-16	COMMISSION ON AGING	Completed	05A	02/28/2004

U.S. DEPARTMENT OF HOUSING AND URBAN  
DEVELOPMENT  
OFFICE OF COMMUNITY PLANNING AND DEVELOPMENT  
PR08 - Grantee Summary Activity Report

DATE: 11/4/2020  
TIME: 3:16:47 PM  
PAGE: 45/124

IDIS

Grantee Activity Number	IDIS Activity - ID	Pgm Yr Project	Activity Name	Act Stat	Matrix Code	Initial Funding Date
	1741	2003-17	STAYWELL HEALTHCARE, INC.	Completed	05M	09/12/03
	1725	2003-18	HISPANIC COALITION OF GREATER WTBY, INC.	Completed	05D	09/12/03
	1731	2003-19	MORRIS FOUNDATION	Completed	05F	09/12/03
	1728	2003-2	LA CASA BIENVENIDA	Completed	05A	09/12/03
	1738	2003-20	SALVATION ARMY	Completed	05Z	09/12/03
	1737	2003-21	ST. VINCENT DEPAUL SOCIETY	Completed	03T	09/12/03
	1722	2003-22	GENERAL ADMINISTRATION	Completed	21A	09/12/03
	1721	2003-24	FIRE STATION IMPROVEMENTS	Completed	03Z	09/12/03
	1739	2003-26	SIDEWALK IMPROVEMENTS	Completed	03L	09/12/03
	1742	2003-27	STREET IMPROVEMENTS	Completed	03K	09/12/03
	1733	2003-3	PRIDE, INC.	Completed	05D	09/12/03
	1723	2003-30	GREATER WATERBURY INTERFAITH MINISTRIES	Completed	05Z	09/12/03
	1726	2003-32	HOME - ADMINISTRATION	Completed		09/12/03
	1718	2003-33	COMPUTER 4 KIDS, INC.	Completed	05D	09/12/03
	1743	2003-38	WATERBURY DAY NURSERY	Completed	05L	09/12/03
	1729	2003-39	LITERACY VOLUNTEERS	Completed	05Z	09/12/03
	1727	2003-4	IN-THE-MAKING	Completed	05H	09/12/03
	1732	2003-40	MT. OLIVE SENIOR CENTER	Completed	05A	09/12/03
	1720	2003-43	FAMILY SERVICES OF GREATER WATERBURY	Completed	05M	09/12/03
	1745	2003-44	WATERBURY TRIAD, INC.	Completed	05A	09/12/03
	1724	2003-45	GREATER WATERBURY WORKFORCE INV. BOARD	Completed	05H	09/12/03
	1730	2003-46	MATTATUCK AFTER SCHOOL	Completed	05D	09/12/03
	1740	2003-47	SPANISH ACTION COUNCIL, INC.	Completed	05D	09/12/03
	1734	2003-5	PUBLIC FACILITY IMPROVEMENTS - SCHOOLS	Completed	03Z	09/12/03
	1746	2003-6	WATERBURY YOUTH SERVICES	Completed	05D	09/12/03
	1744	2003-7	WATERBURY SENIOR SHUTTLE	Completed	05A	09/12/03
	1747	2003-8	YOUTH PARENTS PROGRAM (DEPT. OF ED.)	Completed	05D	09/12/03
	1813	2004-1	PARK IMPROVEMENTS	Completed	03F	03/14/05
	1774	2004-10	CHILD GUIDANCE CLINIC	Completed	05D	01/06/05
	1777	2004-11	EAST END SENIOR CENTER	Completed	05A	01/06/05
	1791	2004-12	RIVERA MEMORIAL FOUNDATION, INC.	Completed	05D	01/06/05
	1775	2004-13	CHILDREN'S COMMUNITY SCHOOL	Completed	05L	01/06/05
	1792	2004-14	SAFE HAVEN OF GTR WTBY INC.	Completed	05Z	01/06/05
	1802	2004-15	YMCA	Completed	05D	01/06/05
	1776	2004-16	COMMISSION ON AGING	Completed	05A	01/06/05
	1796	2004-17	STAYWELL HEALTHCARE, INC.	Completed	05M	01/06/05



U.S. DEPARTMENT OF HOUSING AND URBAN  
DEVELOPMENT  
OFFICE OF COMMUNITY PLANNING AND DEVELOPMENT  
PR08 - Grantee Summary Activity Report

DATE: 11/4/2020  
TIME: 3:16:47 PM  
PAGE: 46/124

IDIS

Grantee Activity Number	IDIS Activity - ID	Pgm Yr Project	Activity Name	Act Stat	Matrix Code	Funded Amount
	1741	2003-17	STAYWELL HEALTHCARE, INC.	Completed	05M	\$11,100.00
	1725	2003-18	HISPANIC COALITION OF GREATER WTBY, INC.	Completed	05D	\$2,400.00
	1731	2003-19	MORRIS FOUNDATION	Completed	05F	\$15,250.00
	1728	2003-2	LA CASA BIENVENIDA	Completed	05A	\$18,000.00
	1738	2003-20	SALVATION ARMY	Completed	05Z	\$22,450.00
	1737	2003-21	ST. VINCENT DEPAUL SOCIETY	Completed	03T	\$63,500.00
	1722	2003-22	GENERAL ADMINISTRATION	Completed	21A	\$542,531.04
	1721	2003-24	FIRE STATION IMPROVEMENTS	Completed	03Z	\$1,086,662.40
	1739	2003-26	SIDEWALK IMPROVEMENTS	Completed	03L	\$70,548.88
	1742	2003-27	STREET IMPROVEMENTS	Completed	03K	\$1,247,521.84
	1733	2003-3	PRIDE, INC.	Completed	05D	\$10,104.94
	1723	2003-30	GREATER WATERBURY INTERFAITH MINISTRIES	Completed	05Z	\$31,956.86
	1726	2003-32	HOME - ADMINISTRATION	Completed		\$107,467.10
	1718	2003-33	COMPUTER 4 KIDS, INC.	Completed	05D	\$11,400.00
	1743	2003-38	WATERBURY DAY NURSERY	Completed	05L	\$15,200.00
	1729	2003-39	LITERACY VOLUNTEERS	Completed	05Z	\$5,300.00
	1727	2003-4	IN-THE-MAKING	Completed	05H	\$24,000.00
	1732	2003-40	MT. OLIVE SENIOR CENTER	Completed	05A	\$25,600.00
	1720	2003-43	FAMILY SERVICES OF GREATER WATERBURY	Completed	05M	\$18,200.00
	1745	2003-44	WATERBURY TRIAD, INC.	Completed	05A	\$2,746.55
	1724	2003-45	GREATER WATERBURY WORKFORCE INV. BOARD	Completed	05H	\$10,000.00
	1730	2003-46	MATTATUCK AFTER SCHOOL	Completed	05D	\$15,000.00
	1740	2003-47	SPANISH ACTION COUNCIL, INC.	Completed	05D	\$13,489.94
	1734	2003-5	PUBLIC FACILITY IMPROVEMENTS - SCHOOLS	Completed	03Z	\$140,000.00
	1746	2003-6	WATERBURY YOUTH SERVICES	Completed	05D	\$13,450.00
	1744	2003-7	WATERBURY SENIOR SHUTTLE	Completed	05A	\$108,925.70
	1747	2003-8	YOUTH PARENTS PROGRAM (DEPT. OF ED.)	Completed	05D	\$8,844.97
	1813	2004-1	PARK IMPROVEMENTS	Completed	03F	\$49,961.93
	1774	2004-10	CHILD GUIDANCE CLINIC	Completed	05D	\$17,700.00
	1777	2004-11	EAST END SENIOR CENTER	Completed	05A	\$11,200.00
	1791	2004-12	RIVERA MEMORIAL FOUNDATION, INC.	Completed	05D	\$3,600.00
	1775	2004-13	CHILDREN'S COMMUNITY SCHOOL	Completed	05L	\$9,800.00
	1792	2004-14	SAFE HAVEN OF GTR WTBY INC.	Completed	05Z	\$17,400.00
	1802	2004-15	YMCA	Completed	05D	\$12,100.00
	1776	2004-16	COMMISSION ON AGING	Completed	05A	\$20,000.00
	1796	2004-17	STAYWELL HEALTHCARE, INC.	Completed	05M	\$10,900.00

U.S. DEPARTMENT OF HOUSING AND URBAN  
DEVELOPMENT  
OFFICE OF COMMUNITY PLANNING AND DEVELOPMENT  
PR08 - Grantee Summary Activity Report

DATE: 11/4/2020  
TIME: 3:16:47 PM  
PAGE: 47/124

IDIS

Grantee Activity Number	IDIS Activity - ID	Pgm Yr Project	Activity Name	Act Stat	Matrix Code	Drawn Amount
	1741	2003-17	STAYWELL HEALTHCARE, INC.	Completed	05M	\$11,100.00
	1725	2003-18	HISPANIC COALITION OF GREATER WTBY, INC.	Completed	05D	\$2,400.00
	1731	2003-19	MORRIS FOUNDATION	Completed	05F	\$15,250.00
	1728	2003-2	LA CASA BIENVENIDA	Completed	05A	\$18,000.00
	1738	2003-20	SALVATION ARMY	Completed	05Z	\$22,450.00
	1737	2003-21	ST. VINCENT DEPAUL SOCIETY	Completed	03T	\$63,500.00
	1722	2003-22	GENERAL ADMINISTRATION	Completed	21A	\$542,531.04
	1721	2003-24	FIRE STATION IMPROVEMENTS	Completed	03Z	\$1,086,662.40
	1739	2003-26	SIDEWALK IMPROVEMENTS	Completed	03L	\$70,548.88
	1742	2003-27	STREET IMPROVEMENTS	Completed	03K	\$1,247,521.84
	1733	2003-3	PRIDE, INC.	Completed	05D	\$10,104.94
	1723	2003-30	GREATER WATERBURY INTERFAITH MINISTRIES	Completed	05Z	\$31,956.86
	1726	2003-32	HOME - ADMINISTRATION	Completed		\$107,467.10
	1718	2003-33	COMPUTER 4 KIDS, INC.	Completed	05D	\$11,400.00
	1743	2003-38	WATERBURY DAY NURSERY	Completed	05L	\$15,200.00
	1729	2003-39	LITERACY VOLUNTEERS	Completed	05Z	\$5,300.00
	1727	2003-4	IN-THE-MAKING	Completed	05H	\$24,000.00
	1732	2003-40	MT. OLIVE SENIOR CENTER	Completed	05A	\$25,600.00
	1720	2003-43	FAMILY SERVICES OF GREATER WATERBURY	Completed	05M	\$18,200.00
	1745	2003-44	WATERBURY TRIAD, INC.	Completed	05A	\$2,746.55
	1724	2003-45	GREATER WATERBURY WORKFORCE INV. BOARD	Completed	05H	\$10,000.00
	1730	2003-46	MATTATUCK AFTER SCHOOL	Completed	05D	\$15,000.00
	1740	2003-47	SPANISH ACTION COUNCIL, INC.	Completed	05D	\$13,489.94
	1734	2003-5	PUBLIC FACILITY IMPROVEMENTS - SCHOOLS	Completed	03Z	\$140,000.00
	1746	2003-6	WATERBURY YOUTH SERVICES	Completed	05D	\$13,450.00
	1744	2003-7	WATERBURY SENIOR SHUTTLE	Completed	05A	\$108,925.70
	1747	2003-8	YOUTH PARENTS PROGRAM (DEPT. OF ED.)	Completed	05D	\$8,844.97
	1813	2004-1	PARK IMPROVEMENTS	Completed	03F	\$49,961.93
	1774	2004-10	CHILD GUIDANCE CLINIC	Completed	05D	\$17,700.00
	1777	2004-11	EAST END SENIOR CENTER	Completed	05A	\$11,200.00
	1791	2004-12	RIVERA MEMORIAL FOUNDATION, INC.	Completed	05D	\$3,600.00
	1775	2004-13	CHILDREN'S COMMUNITY SCHOOL	Completed	05L	\$9,800.00
	1792	2004-14	SAFE HAVEN OF GTR WTBY INC.	Completed	05Z	\$17,400.00
	1802	2004-15	YMCA	Completed	05D	\$12,100.00
	1776	2004-16	COMMISSION ON AGING	Completed	05A	\$20,000.00
	1796	2004-17	STAYWELL HEALTHCARE, INC.	Completed	05M	\$10,900.00

U.S. DEPARTMENT OF HOUSING AND URBAN  
DEVELOPMENT  
OFFICE OF COMMUNITY PLANNING AND DEVELOPMENT  
PR08 - Grantee Summary Activity Report

DATE: 11/4/2020  
TIME: 3:16:47 PM  
PAGE: 48/124

IDIS

Grantee Activity Number	IDIS Activity - ID	Pgm Yr Project	Activity Name	Act Stat	Matrix Code	Date of Last Draw
	1741	2003-17	STAYWELL HEALTHCARE, INC.	Completed	05M	02/10/2004
	1725	2003-18	HISPANIC COALITION OF GREATER WTBY, INC.	Completed	05D	07/29/2004
	1731	2003-19	MORRIS FOUNDATION	Completed	05F	03/06/2004
	1728	2003-2	LA CASA BIENVENIDA	Completed	05A	07/29/2004
	1738	2003-20	SALVATION ARMY	Completed	05Z	06/29/2004
	1737	2003-21	ST. VINCENT DEPAUL SOCIETY	Completed	03T	05/29/2004
	1722	2003-22	GENERAL ADMINISTRATION	Completed	21A	08/03/2004
	1721	2003-24	FIRE STATION IMPROVEMENTS	Completed	03Z	04/21/2005
	1739	2003-26	SIDEWALK IMPROVEMENTS	Completed	03L	01/04/2007
	1742	2003-27	STREET IMPROVEMENTS	Completed	03K	10/20/2005
	1733	2003-3	PRIDE, INC.	Completed	05D	07/02/2004
	1723	2003-30	GREATER WATERBURY INTERFAITH MINISTRIES	Completed	05Z	06/29/2004
	1726	2003-32	HOME - ADMINISTRATION	Completed		12/16/2005
	1718	2003-33	COMPUTER 4 KIDS, INC.	Completed	05D	07/29/2004
	1743	2003-38	WATERBURY DAY NURSERY	Completed	05L	03/20/2004
	1729	2003-39	LITERACY VOLUNTEERS	Completed	05Z	02/21/2004
	1727	2003-4	IN-THE-MAKING	Completed	05H	07/29/2004
	1732	2003-40	MT. OLIVE SENIOR CENTER	Completed	05A	07/02/2004
	1720	2003-43	FAMILY SERVICES OF GREATER WATERBURY	Completed	05M	07/29/2004
	1745	2003-44	WATERBURY TRIAD, INC.	Completed	05A	07/29/2004
	1724	2003-45	GREATER WATERBURY WORKFORCE INV. BOARD	Completed	05H	03/30/2004
	1730	2003-46	MATTATUCK AFTER SCHOOL	Completed	05D	07/29/2004
	1740	2003-47	SPANISH ACTION COUNCIL, INC.	Completed	05D	07/29/2004
	1734	2003-5	PUBLIC FACILITY IMPROVEMENTS - SCHOOLS	Completed	03Z	09/28/2005
	1746	2003-6	WATERBURY YOUTH SERVICES	Completed	05D	07/29/2004
	1744	2003-7	WATERBURY SENIOR SHUTTLE	Completed	05A	01/11/2006
	1747	2003-8	YOUTH PARENTS PROGRAM (DEPT. OF ED.)	Completed	05D	07/29/2004
	1813	2004-1	PARK IMPROVEMENTS	Completed	03F	12/13/2006
	1774	2004-10	CHILD GUIDANCE CLINIC	Completed	05D	07/27/2005
	1777	2004-11	EAST END SENIOR CENTER	Completed	05A	07/15/2005
	1791	2004-12	RIVERA MEMORIAL FOUNDATION, INC.	Completed	05D	05/27/2005
	1775	2004-13	CHILDREN'S COMMUNITY SCHOOL	Completed	05L	07/15/2005
	1792	2004-14	SAFE HAVEN OF GTR WTBY INC.	Completed	05Z	04/27/2005
	1802	2004-15	YMCA	Completed	05D	04/27/2005
	1776	2004-16	COMMISSION ON AGING	Completed	05A	04/14/2005
	1796	2004-17	STAYWELL HEALTHCARE, INC.	Completed	05M	04/27/2005

U.S. DEPARTMENT OF HOUSING AND URBAN  
DEVELOPMENT  
OFFICE OF COMMUNITY PLANNING AND DEVELOPMENT  
PR08 - Grantee Summary Activity Report

DATE: 11/4/2020  
TIME: 3:16:47 PM  
PAGE: 49/124

IDIS

Grantee Activity Number	IDIS Activity - ID	Pgm Yr Project	Activity Name	Act Stat	Matrix Code	Initial Funding Date
	1788	2004-19	MORRIS FOUNDATION	Completed	05F	01/06/05
	1785	2004-2	LA CASA BIENVENIDA	Completed	05A	01/06/05
	1794	2004-20	SALVATION ARMY	Completed	05Z	01/06/05
	1793	2004-21	ST. VINCENT DEPAUL SOCIETY	Completed		01/06/05
	1780	2004-22	GENERAL ADMINISTRATION	Completed	21A	01/06/05
	1812	2004-24	FIRE STATION IMPROVEMENTS	Completed	03Z	03/14/05
	1815	2004-26	SIDEWALK IMPROVEMENTS	Completed	03L	03/14/05
	1833	2004-27	STREET IMPROVEMENTS	Completed	03K	10/05/05
	1811	2004-29	EMERGENCY RELOCATION	Completed	08	03/14/05
	1790	2004-3	PRIDE, INC.	Completed	05D	01/06/05
	1781	2004-30	GREATER WATERBURY INTERFAITH MINISTRIES	Completed	05Z	01/06/05
	1783	2004-32	HOME - ADMINISTRATION	Completed		12/14/05
	1797	2004-38	WATERBURY DAY NURSERY	Completed	05L	01/06/05
	1786	2004-39	LITERACY VOLUNTEERS	Completed	05Z	01/06/05
	1784	2004-4	IN-THE-MAKING	Completed	05H	01/06/05
	1789	2004-40	MT. OLIVE SENIOR CENTER	Completed	05A	01/06/05
	1779	2004-43	FAMILY SERVICES OF GREATER WATERBURY	Completed	05M	01/06/05
	1799	2004-44	WATERBURY TRIAD, INC.	Completed	05A	01/06/05
	1782	2004-45	N.W. REGIONAL WORKFORCE INVESTMENT BOARD	Completed	05H	01/06/05
	1787	2004-46	MATTATUCK AFTER SCHOOL	Completed	05D	01/06/05
	1795	2004-47	SPANISH ACTION COUNCIL, INC.	Completed	05D	01/06/05
	1800	2004-6	WATERBURY YOUTH SERVICES	Completed	05D	01/06/05
	1798	2004-7	WATERBURY SENIOR SHUTTLE	Completed	05A	01/06/05
	1801	2004-8	YOUTH PARENTS PROGRAM (DEPT. OF ED.)	Completed	05D	01/06/05
	1839	2005-1	GENERAL ADMINISTRATION	Completed	21A	11/09/05
	1846	2005-10	MORRIS FOUNDATION	Completed	05F	11/14/05
	1847	2005-11	MT. OLIVE SENIOR CENTER	Completed	05A	11/14/05
	1848	2005-12	PRIDE, INC.	Completed	05D	11/14/05
	1849	2005-13	RIVERA MEMORIAL FOUNDATION, INC.	Completed	05D	11/14/05
	1850	2005-14	SAFE HAVEN OF GTR WTBV INC.	Completed	05Z	11/14/05
	1854	2005-16	STAYWELL HEALTHCARE, INC.	Completed	05M	11/14/05
	1855	2005-17	WATERBURY DAY NURSERY	Completed	05L	11/14/05
	1856	2005-18	WATERBURY SENIOR SHUTTLE	Completed	05A	11/14/05
	1857	2005-19	WATERBURY TRIAD, INC.	Completed	05A	11/14/05
	1835	2005-2	CHILD GUIDANCE CLINIC	Completed	05D	11/09/05
	1858	2005-20	WATERBURY YOUTH SERVICES	Completed	05D	11/14/05

U.S. DEPARTMENT OF HOUSING AND URBAN  
DEVELOPMENT  
OFFICE OF COMMUNITY PLANNING AND DEVELOPMENT  
PR08 - Grantee Summary Activity Report

DATE: 11/4/2020  
TIME: 3:16:47 PM  
PAGE: 50/124

IDIS

Grantee Activity Number	IDIS Activity - ID	Pgm Yr Project	Activity Name	Act Stat	Matrix Code	Funded Amount
	1788	2004-19	MORRIS FOUNDATION	Completed	05F	\$15,300.00
	1785	2004-2	LA CASA BIENVENIDA	Completed	05A	\$17,800.00
	1794	2004-20	SALVATION ARMY	Completed	05Z	\$22,217.00
	1793	2004-21	ST. VINCENT DEPAUL SOCIETY	Completed		\$65,000.00
	1780	2004-22	GENERAL ADMINISTRATION	Completed	21A	\$448,277.58
	1812	2004-24	FIRE STATION IMPROVEMENTS	Completed	03Z	\$475,541.98
	1815	2004-26	SIDEWALK IMPROVEMENTS	Completed	03L	\$228,000.00
	1833	2004-27	STREET IMPROVEMENTS	Completed	03K	\$750,000.00
	1811	2004-29	EMERGENCY RELOCATION	Completed	08	\$43,762.63
	1790	2004-3	PRIDE, INC.	Completed	05D	\$10,066.38
	1781	2004-30	GREATER WATERBURY INTERFAITH MINISTRIES	Completed	05Z	\$31,800.00
	1783	2004-32	HOME - ADMINISTRATION	Completed		\$119,950.59
	1797	2004-38	WATERBURY DAY NURSERY	Completed	05L	\$15,000.00
	1786	2004-39	LITERACY VOLUNTEERS	Completed	05Z	\$5,100.00
	1784	2004-4	IN-THE-MAKING	Completed	05H	\$24,000.00
	1789	2004-40	MT. OLIVE SENIOR CENTER	Completed	05A	\$25,400.00
	1779	2004-43	FAMILY SERVICES OF GREATER WATERBURY	Completed	05M	\$33,000.00
	1799	2004-44	WATERBURY TRIAD, INC.	Completed	05A	\$4,427.28
	1782	2004-45	N.W. REGIONAL WORKFORCE INVESTMENT BOARD	Completed	05H	\$8,750.00
	1787	2004-46	MATTATUCK AFTER SCHOOL	Completed	05D	\$14,800.00
	1795	2004-47	SPANISH ACTION COUNCIL, INC.	Completed	05D	\$8,176.40
	1800	2004-6	WATERBURY YOUTH SERVICES	Completed	05D	\$13,300.00
	1798	2004-7	WATERBURY SENIOR SHUTTLE	Completed	05A	\$52,189.11
	1801	2004-8	YOUTH PARENTS PROGRAM (DEPT. OF ED.)	Completed	05D	\$9,379.44
	1839	2005-1	GENERAL ADMINISTRATION	Completed	21A	\$477,720.94
	1846	2005-10	MORRIS FOUNDATION	Completed	05F	\$18,011.00
	1847	2005-11	MT. OLIVE SENIOR CENTER	Completed	05A	\$32,841.00
	1848	2005-12	PRIDE, INC.	Completed	05D	\$6,357.67
	1849	2005-13	RIVERA MEMORIAL FOUNDATION, INC.	Completed	05D	\$3,600.00
	1850	2005-14	SAFE HAVEN OF GTR WTBY INC.	Completed	05Z	\$17,420.00
	1854	2005-16	STAYWELL HEALTHCARE, INC.	Completed	05M	\$6,000.00
	1855	2005-17	WATERBURY DAY NURSERY	Completed	05L	\$6,000.00
	1856	2005-18	WATERBURY SENIOR SHUTTLE	Completed	05A	\$89,316.68
	1857	2005-19	WATERBURY TRIAD, INC.	Completed	05A	\$5,200.00
	1835	2005-2	CHILD GUIDANCE CLINIC	Completed	05D	\$17,700.00
	1858	2005-20	WATERBURY YOUTH SERVICES	Completed	05D	\$13,473.00

U.S. DEPARTMENT OF HOUSING AND URBAN  
DEVELOPMENT  
OFFICE OF COMMUNITY PLANNING AND DEVELOPMENT  
PR08 - Grantee Summary Activity Report

DATE: 11/4/2020  
TIME: 3:16:47 PM  
PAGE: 51/124

IDIS

Grantee Activity Number	IDIS Activity - ID	Pgm Yr Project	Activity Name	Act Stat	Matrix Code	Drawn Amount
	1788	2004-19	MORRIS FOUNDATION	Completed	05F	\$15,300.00
	1785	2004-2	LA CASA BIENVENIDA	Completed	05A	\$17,800.00
	1794	2004-20	SALVATION ARMY	Completed	05Z	\$22,217.00
	1793	2004-21	ST. VINCENT DEPAUL SOCIETY	Completed		\$65,000.00
	1780	2004-22	GENERAL ADMINISTRATION	Completed	21A	\$448,277.58
	1812	2004-24	FIRE STATION IMPROVEMENTS	Completed	03Z	\$475,541.98
	1815	2004-26	SIDEWALK IMPROVEMENTS	Completed	03L	\$228,000.00
	1833	2004-27	STREET IMPROVEMENTS	Completed	03K	\$750,000.00
	1811	2004-29	EMERGENCY RELOCATION	Completed	08	\$43,762.63
	1790	2004-3	PRIDE, INC.	Completed	05D	\$10,066.38
	1781	2004-30	GREATER WATERBURY INTERFAITH MINISTRIES	Completed	05Z	\$31,800.00
	1783	2004-32	HOME - ADMINISTRATION	Completed		\$119,950.59
	1797	2004-38	WATERBURY DAY NURSERY	Completed	05L	\$15,000.00
	1786	2004-39	LITERACY VOLUNTEERS	Completed	05Z	\$5,100.00
	1784	2004-4	IN-THE-MAKING	Completed	05H	\$24,000.00
	1789	2004-40	MT. OLIVE SENIOR CENTER	Completed	05A	\$25,400.00
	1779	2004-43	FAMILY SERVICES OF GREATER WATERBURY	Completed	05M	\$33,000.00
	1799	2004-44	WATERBURY TRIAD, INC.	Completed	05A	\$4,427.28
	1782	2004-45	N.W. REGIONAL WORKFORCE INVESTMENT BOARD	Completed	05H	\$8,750.00
	1787	2004-46	MATTATUCK AFTER SCHOOL	Completed	05D	\$14,800.00
	1795	2004-47	SPANISH ACTION COUNCIL, INC.	Completed	05D	\$8,176.40
	1800	2004-6	WATERBURY YOUTH SERVICES	Completed	05D	\$13,300.00
	1798	2004-7	WATERBURY SENIOR SHUTTLE	Completed	05A	\$52,189.11
	1801	2004-8	YOUTH PARENTS PROGRAM (DEPT. OF ED.)	Completed	05D	\$9,379.44
	1839	2005-1	GENERAL ADMINISTRATION	Completed	21A	\$477,720.94
	1846	2005-10	MORRIS FOUNDATION	Completed	05F	\$18,011.00
	1847	2005-11	MT. OLIVE SENIOR CENTER	Completed	05A	\$32,841.00
	1848	2005-12	PRIDE, INC.	Completed	05D	\$6,357.67
	1849	2005-13	RIVERA MEMORIAL FOUNDATION, INC.	Completed	05D	\$3,600.00
	1850	2005-14	SAFE HAVEN OF GTR WTBY INC.	Completed	05Z	\$17,420.00
	1854	2005-16	STAYWELL HEALTHCARE, INC.	Completed	05M	\$6,000.00
	1855	2005-17	WATERBURY DAY NURSERY	Completed	05L	\$6,000.00
	1856	2005-18	WATERBURY SENIOR SHUTTLE	Completed	05A	\$89,316.68
	1857	2005-19	WATERBURY TRIAD, INC.	Completed	05A	\$5,200.00
	1835	2005-2	CHILD GUIDANCE CLINIC	Completed	05D	\$17,700.00
	1858	2005-20	WATERBURY YOUTH SERVICES	Completed	05D	\$13,473.00

U.S. DEPARTMENT OF HOUSING AND URBAN  
DEVELOPMENT  
OFFICE OF COMMUNITY PLANNING AND DEVELOPMENT  
PR08 - Grantee Summary Activity Report

DATE: 11/4/2020  
TIME: 3:16:47 PM  
PAGE: 52/124

IDIS

Grantee Activity Number	IDIS Activity - ID	Pgm Yr Project	Activity Name	Act Stat	Matrix Code	Date of Last Draw
	1788	2004-19	MORRIS FOUNDATION	Completed	05F	04/27/2005
	1785	2004-2	LA CASA BIENVENIDA	Completed	05A	07/27/2005
	1794	2004-20	SALVATION ARMY	Completed	05Z	09/01/2005
	1793	2004-21	ST. VINCENT DEPAUL SOCIETY	Completed		05/27/2005
	1780	2004-22	GENERAL ADMINISTRATION	Completed	21A	09/13/2005
	1812	2004-24	FIRE STATION IMPROVEMENTS	Completed	03Z	04/11/2007
	1815	2004-26	SIDEWALK IMPROVEMENTS	Completed	03L	10/12/2007
	1833	2004-27	STREET IMPROVEMENTS	Completed	03K	12/23/2005
	1811	2004-29	EMERGENCY RELOCATION	Completed	08	11/11/2005
	1790	2004-3	PRIDE, INC.	Completed	05D	07/27/2005
	1781	2004-30	GREATER WATERBURY INTERFAITH MINISTRIES	Completed	05Z	06/15/2005
	1783	2004-32	HOME - ADMINISTRATION	Completed		05/31/2008
	1797	2004-38	WATERBURY DAY NURSERY	Completed	05L	04/27/2005
	1786	2004-39	LITERACY VOLUNTEERS	Completed	05Z	06/29/2005
	1784	2004-4	IN-THE-MAKING	Completed	05H	06/15/2005
	1789	2004-40	MT. OLIVE SENIOR CENTER	Completed	05A	07/27/2005
	1779	2004-43	FAMILY SERVICES OF GREATER WATERBURY	Completed	05M	07/27/2005
	1799	2004-44	WATERBURY TRIAD, INC.	Completed	05A	07/15/2005
	1782	2004-45	N.W. REGIONAL WORKFORCE INVESTMENT BOARD	Completed	05H	04/27/2005
	1787	2004-46	MATTATUCK AFTER SCHOOL	Completed	05D	07/27/2005
	1795	2004-47	SPANISH ACTION COUNCIL, INC.	Completed	05D	09/01/2005
	1800	2004-6	WATERBURY YOUTH SERVICES	Completed	05D	07/15/2005
	1798	2004-7	WATERBURY SENIOR SHUTTLE	Completed	05A	05/12/2006
	1801	2004-8	YOUTH PARENTS PROGRAM (DEPT. OF ED.)	Completed	05D	07/27/2005
	1839	2005-1	GENERAL ADMINISTRATION	Completed	21A	08/24/2006
	1846	2005-10	MORRIS FOUNDATION	Completed	05F	02/09/2006
	1847	2005-11	MT. OLIVE SENIOR CENTER	Completed	05A	07/12/2006
	1848	2005-12	PRIDE, INC.	Completed	05D	07/12/2006
	1849	2005-13	RIVERA MEMORIAL FOUNDATION, INC.	Completed	05D	07/21/2006
	1850	2005-14	SAFE HAVEN OF GTR WTBY INC.	Completed	05Z	06/15/2006
	1854	2005-16	STAYWELL HEALTHCARE, INC.	Completed	05M	04/05/2006
	1855	2005-17	WATERBURY DAY NURSERY	Completed	05L	02/28/2006
	1856	2005-18	WATERBURY SENIOR SHUTTLE	Completed	05A	03/08/2007
	1857	2005-19	WATERBURY TRIAD, INC.	Completed	05A	10/12/2007
	1835	2005-2	CHILD GUIDANCE CLINIC	Completed	05D	08/05/2006
	1858	2005-20	WATERBURY YOUTH SERVICES	Completed	05D	07/21/2006

U.S. DEPARTMENT OF HOUSING AND URBAN  
DEVELOPMENT  
OFFICE OF COMMUNITY PLANNING AND DEVELOPMENT  
PR08 - Grantee Summary Activity Report

DATE: 11/4/2020  
TIME: 3:16:47 PM  
PAGE: 53/124

IDIS

Grantee Activity Number	IDIS Activity - ID	Pgm Yr Project	Activity Name	Act Stat	Matrix Code	Initial Funding Date
	1868	2005-21	WOW COMMUNITY LEARNING CENTER	Completed	05Z	11/14/05
	1859	2005-22	YOUTH PARENTS PROGRAM (DEPT. OF ED.)	Completed	05D	11/14/05
	1860	2005-23	YMCA	Completed	05D	11/14/05
	1838	2005-24	FAMILY SERVICES OF GREATER WATERBURY	Completed		11/09/05
	1841	2005-28	IN-THE-MAKING	Completed	19C	11/14/05
	1862	2005-29	DEMOLITION	Completed	04	11/09/05
	1836	2005-3	CHILDREN'S COMMUNITY SCHOOL	Completed	05L	11/09/05
	1900	2005-35	HOME ADMINISTRATION	Completed		08/23/06
	1869	2005-38	EMERGENCY RELOCATION	Completed	08	11/10/05
	1871	2005-39	STREET IMPROVEMENTS	Completed	03K	11/30/05
	1837	2005-4	COMMISSION ON AGING	Completed	05A	11/09/05
	1877	2005-40	ACQUISITION	Completed	01	12/28/05
	1845	2005-5	EAST END SENIOR CENTER	Completed	05A	11/14/05
	1840	2005-6	GREATER WATERBURY INTERFAITH MINISTRIES	Completed	05Z	11/09/05
	1842	2005-7	LA CASA BIENVENIDA	Completed	05A	11/14/05
	1843	2005-8	LITERACY VOLUNTEERS	Completed	05Z	11/14/05
	1844	2005-9	MATTATUCK AFTER SCHOOL	Completed	05D	11/14/05
	1901	2006-1	GENERAL ADMINISTRATION	Completed	21A	09/20/06
	1919	2006-10	MATTATUCK SENIOR CENTER	Completed	05A	09/20/06
	1920	2006-11	MORRIS FOUNDATION	Completed	03T	09/20/06
	1921	2006-12	MT. OLIVE SENIOR CENTER	Completed	05A	09/20/06
	1925	2006-14	SAFE HAVEN OF GREATER WATERBURY, INC.	Completed	03T	09/20/06
	1928	2006-15	SALVATION ARMY	Completed	03T	09/20/06
	1926	2006-16	ST. MARGARET/WILLOW PLAZA NRZ ASSOC.	Completed	05Z	09/20/06
	1929	2006-17	STAYWELL HEALTH CARE INC.	Completed	05M	09/20/06
	1932	2006-18	WATERBURY DAY NURSERY	Completed	05Z	09/20/06
	1903	2006-2	ASPIRA OF CONNECTICUT	Completed	05Z	09/19/06
	1934	2006-20	WATERBURY TRIAD, INC.	Completed	05A	09/20/06
	1935	2006-21	WATERBURY YOUTH SERVICES	Completed	05D	09/20/06
	1936	2006-23	YOUNG PARENT'S PROGRAM	Completed	05D	09/20/06
	1937	2006-24	YMCA	Completed	05D	09/20/06
	1910	2006-25	FAMILY SERVICE ASSOCIATION OF WTBY, INC.	Completed		09/19/06
	1927	2006-26	ST. VINCENT DEPAUL SOCIETY	Completed		09/20/06
	1915	2006-29	IN-THE-MAKING	Completed	19C	09/20/06
	1904	2006-3	CHILD GUIDANCE CLINIC	Completed	05D	09/20/06
	1930	2006-35	STREET RESURFACING/RECONSTRUCTION	Completed	03K	09/20/06



U.S. DEPARTMENT OF HOUSING AND URBAN  
DEVELOPMENT  
OFFICE OF COMMUNITY PLANNING AND DEVELOPMENT  
PR08 - Grantee Summary Activity Report

DATE: 11/4/2020  
TIME: 3:16:47 PM  
PAGE: 54/124

IDIS

Grantee Activity Number	IDIS Activity - ID	Pgm Yr Project	Activity Name	Act Stat	Matrix Code	Funded Amount
	1868	2005-21	WOW COMMUNITY LEARNING CENTER	Completed	05Z	\$14,916.00
	1859	2005-22	YOUTH PARENTS PROGRAM (DEPT. OF ED.)	Completed	05D	\$10,000.00
	1860	2005-23	YMCA	Completed	05D	\$12,100.00
	1838	2005-24	FAMILY SERVICES OF GREATER WATERBURY	Completed		\$15,054.00
	1841	2005-28	IN-THE-MAKING	Completed	19C	\$24,000.00
	1862	2005-29	DEMOLITION	Completed	04	\$95,000.00
	1836	2005-3	CHILDREN'S COMMUNITY SCHOOL	Completed	05L	\$9,800.00
	1900	2005-35	HOME ADMINISTRATION	Completed		\$108,722.69
	1869	2005-38	EMERGENCY RELOCATION	Completed	08	\$75,000.00
	1871	2005-39	STREET IMPROVEMENTS	Completed	03K	\$300,000.00
	1837	2005-4	COMMISSION ON AGING	Completed	05A	\$20,000.00
	1877	2005-40	ACQUISITION	Completed	01	\$300,000.00
	1845	2005-5	EAST END SENIOR CENTER	Completed	05A	\$13,931.00
	1840	2005-6	GREATER WATERBURY INTERFAITH MINISTRIES	Completed	05Z	\$38,200.00
	1842	2005-7	LA CASA BIENVENIDA	Completed	05A	\$19,916.00
	1843	2005-8	LITERACY VOLUNTEERS	Completed	05Z	\$5,100.00
	1844	2005-9	MATTATUCK AFTER SCHOOL	Completed	05D	\$14,800.00
	1901	2006-1	GENERAL ADMINISTRATION	Completed	21A	\$496,068.42
	1919	2006-10	MATTATUCK SENIOR CENTER	Completed	05A	\$12,538.00
	1920	2006-11	MORRIS FOUNDATION	Completed	03T	\$16,492.00
	1921	2006-12	MT. OLIVE SENIOR CENTER	Completed	05A	\$29,557.00
	1925	2006-14	SAFE HAVEN OF GREATER WATERBURY, INC.	Completed	03T	\$16,195.00
	1928	2006-15	SALVATION ARMY	Completed	03T	\$19,338.00
	1926	2006-16	ST. MARGARET/WILLOW PLAZA NRZ ASSOC.	Completed	05Z	\$13,590.00
	1929	2006-17	STAYWELL HEALTH CARE INC.	Completed	05M	\$5,400.00
	1932	2006-18	WATERBURY DAY NURSERY	Completed	05Z	\$5,400.00
	1903	2006-2	ASPIRA OF CONNECTICUT	Completed	05Z	\$9,900.00
	1934	2006-20	WATERBURY TRIAD, INC.	Completed	05A	\$4,680.00
	1935	2006-21	WATERBURY YOUTH SERVICES	Completed	05D	\$12,126.00
	1936	2006-23	YOUNG PARENT'S PROGRAM	Completed	05D	\$9,000.00
	1937	2006-24	YMCA	Completed	05D	\$27,100.00
	1910	2006-25	FAMILY SERVICE ASSOCIATION OF WTBY, INC.	Completed		\$14,959.00
	1927	2006-26	ST. VINCENT DEPAUL SOCIETY	Completed		\$64,822.00
	1915	2006-29	IN-THE-MAKING	Completed	19C	\$24,000.00
	1904	2006-3	CHILD GUIDANCE CLINIC	Completed	05D	\$15,930.00
	1930	2006-35	STREET RESURFACING/RECONSTRUCTION	Completed	03K	\$462,977.74

U.S. DEPARTMENT OF HOUSING AND URBAN  
DEVELOPMENT  
OFFICE OF COMMUNITY PLANNING AND DEVELOPMENT  
PR08 - Grantee Summary Activity Report

DATE: 11/4/2020  
TIME: 3:16:47 PM  
PAGE: 55/124

IDIS

Grantee Activity Number	IDIS Activity - ID	Pgm Yr Project	Activity Name	Act Stat	Matrix Code	Drawn Amount
	1868	2005-21	WOW COMMUNITY LEARNING CENTER	Completed	05Z	\$14,916.00
	1859	2005-22	YOUTH PARENTS PROGRAM (DEPT. OF ED.)	Completed	05D	\$10,000.00
	1860	2005-23	YMCA	Completed	05D	\$12,100.00
	1838	2005-24	FAMILY SERVICES OF GREATER WATERBURY	Completed		\$15,054.00
	1841	2005-28	IN-THE-MAKING	Completed	19C	\$24,000.00
	1862	2005-29	DEMOLITION	Completed	04	\$95,000.00
	1836	2005-3	CHILDREN'S COMMUNITY SCHOOL	Completed	05L	\$9,800.00
	1900	2005-35	HOME ADMINISTRATION	Completed		\$108,722.69
	1869	2005-38	EMERGENCY RELOCATION	Completed	08	\$75,000.00
	1871	2005-39	STREET IMPROVEMENTS	Completed	03K	\$300,000.00
	1837	2005-4	COMMISSION ON AGING	Completed	05A	\$20,000.00
	1877	2005-40	ACQUISITION	Completed	01	\$300,000.00
	1845	2005-5	EAST END SENIOR CENTER	Completed	05A	\$13,931.00
	1840	2005-6	GREATER WATERBURY INTERFAITH MINISTRIES	Completed	05Z	\$38,200.00
	1842	2005-7	LA CASA BIENVENIDA	Completed	05A	\$19,916.00
	1843	2005-8	LITERACY VOLUNTEERS	Completed	05Z	\$5,100.00
	1844	2005-9	MATTATUCK AFTER SCHOOL	Completed	05D	\$14,800.00
	1901	2006-1	GENERAL ADMINISTRATION	Completed	21A	\$496,068.42
	1919	2006-10	MATTATUCK SENIOR CENTER	Completed	05A	\$12,538.00
	1920	2006-11	MORRIS FOUNDATION	Completed	03T	\$16,492.00
	1921	2006-12	MT. OLIVE SENIOR CENTER	Completed	05A	\$29,557.00
	1925	2006-14	SAFE HAVEN OF GREATER WATERBURY, INC.	Completed	03T	\$16,195.00
	1928	2006-15	SALVATION ARMY	Completed	03T	\$19,338.00
	1926	2006-16	ST. MARGARET/WILLOW PLAZA NRZ ASSOC.	Completed	05Z	\$13,590.00
	1929	2006-17	STAYWELL HEALTH CARE INC.	Completed	05M	\$5,400.00
	1932	2006-18	WATERBURY DAY NURSERY	Completed	05Z	\$5,400.00
	1903	2006-2	ASPIRA OF CONNECTICUT	Completed	05Z	\$9,900.00
	1934	2006-20	WATERBURY TRIAD, INC.	Completed	05A	\$4,680.00
	1935	2006-21	WATERBURY YOUTH SERVICES	Completed	05D	\$12,126.00
	1936	2006-23	YOUNG PARENT'S PROGRAM	Completed	05D	\$9,000.00
	1937	2006-24	YMCA	Completed	05D	\$27,100.00
	1910	2006-25	FAMILY SERVICE ASSOCIATION OF WTBY, INC.	Completed		\$14,959.00
	1927	2006-26	ST. VINCENT DEPAUL SOCIETY	Completed		\$64,822.00
	1915	2006-29	IN-THE-MAKING	Completed	19C	\$24,000.00
	1904	2006-3	CHILD GUIDANCE CLINIC	Completed	05D	\$15,930.00
	1930	2006-35	STREET RESURFACING/RECONSTRUCTION	Completed	03K	\$462,977.74

U.S. DEPARTMENT OF HOUSING AND URBAN  
DEVELOPMENT  
OFFICE OF COMMUNITY PLANNING AND DEVELOPMENT  
PR08 - Grantee Summary Activity Report

DATE: 11/4/2020  
TIME: 3:16:47 PM  
PAGE: 56/124

IDIS

Grantee Activity Number	IDIS Activity - ID	Pgm Yr Project	Activity Name	Act Stat	Matrix Code	Date of Last Draw
	1868	2005-21	WOW COMMUNITY LEARNING CENTER	Completed	05Z	07/12/2006
	1859	2005-22	YOUTH PARENTS PROGRAM (DEPT. OF ED.)	Completed	05D	06/23/2006
	1860	2005-23	YMCA	Completed	05D	02/03/2006
	1838	2005-24	FAMILY SERVICES OF GREATER WATERBURY	Completed		07/21/2006
	1841	2005-28	IN-THE-MAKING	Completed	19C	08/05/2006
	1862	2005-29	DEMOLITION	Completed	04	10/12/2007
	1836	2005-3	CHILDREN'S COMMUNITY SCHOOL	Completed	05L	07/12/2006
	1900	2005-35	HOME ADMINISTRATION	Completed		06/12/2008
	1869	2005-38	EMERGENCY RELOCATION	Completed	08	09/28/2006
	1871	2005-39	STREET IMPROVEMENTS	Completed	03K	01/26/2007
	1837	2005-4	COMMISSION ON AGING	Completed	05A	02/28/2006
	1877	2005-40	ACQUISITION	Completed	01	06/23/2007
	1845	2005-5	EAST END SENIOR CENTER	Completed	05A	07/21/2006
	1840	2005-6	GREATER WATERBURY INTERFAITH MINISTRIES	Completed	05Z	07/12/2006
	1842	2005-7	LA CASA BIENVENIDA	Completed	05A	07/21/2006
	1843	2005-8	LITERACY VOLUNTEERS	Completed	05Z	07/12/2006
	1844	2005-9	MATTATUCK AFTER SCHOOL	Completed	05D	07/12/2006
	1901	2006-1	GENERAL ADMINISTRATION	Completed	21A	11/17/2007
	1919	2006-10	MATTATUCK SENIOR CENTER	Completed	05A	07/13/2007
	1920	2006-11	MORRIS FOUNDATION	Completed	03T	06/23/2007
	1921	2006-12	MT. OLIVE SENIOR CENTER	Completed	05A	09/28/2007
	1925	2006-14	SAFE HAVEN OF GREATER WATERBURY, INC.	Completed	03T	03/08/2007
	1928	2006-15	SALVATION ARMY	Completed	03T	10/12/2007
	1926	2006-16	ST. MARGARET/WILLOW PLAZA NRZ ASSOC.	Completed	05Z	11/17/2007
	1929	2006-17	STAYWELL HEALTH CARE INC.	Completed	05M	06/15/2007
	1932	2006-18	WATERBURY DAY NURSERY	Completed	05Z	03/23/2007
	1903	2006-2	ASPIRA OF CONNECTICUT	Completed	05Z	03/13/2008
	1934	2006-20	WATERBURY TRIAD, INC.	Completed	05A	10/12/2007
	1935	2006-21	WATERBURY YOUTH SERVICES	Completed	05D	07/27/2007
	1936	2006-23	YOUNG PARENT'S PROGRAM	Completed	05D	10/12/2007
	1937	2006-24	YMCA	Completed	05D	11/17/2007
	1910	2006-25	FAMILY SERVICE ASSOCIATION OF WTBY, INC.	Completed		07/27/2007
	1927	2006-26	ST. VINCENT DEPAUL SOCIETY	Completed		06/07/2007
	1915	2006-29	IN-THE-MAKING	Completed	19C	06/23/2007
	1904	2006-3	CHILD GUIDANCE CLINIC	Completed	05D	08/10/2007
	1930	2006-35	STREET RESURFACING/RECONSTRUCTION	Completed	03K	01/26/2007

U.S. DEPARTMENT OF HOUSING AND URBAN  
DEVELOPMENT  
OFFICE OF COMMUNITY PLANNING AND DEVELOPMENT  
PR08 - Grantee Summary Activity Report

DATE: 11/4/2020  
TIME: 3:16:47 PM  
PAGE: 57/124

IDIS

Grantee Activity Number	IDIS Activity - ID	Pgm Yr Project	Activity Name	Act Stat	Matrix Code	Initial Funding Date
	1913	2006-36	HOME ADMINISTRATION	Completed		09/20/06
	1990	2006-37	639 FROST ROAD	Completed		03/04/08
	1991	2006-37	88 MELROSE AVENUE	Completed		03/04/08
	1997	2006-37	174 RODNEY STREET	Completed		04/04/08
	2004	2006-37	27 EDGEWATER STREET - REHABILITATION	Completed		05/05/08
	2005	2006-37	47 GATES AVENUE - REHABILITATION	Completed		05/05/08
	2006	2006-37	49 GEDDES TERRACE - REHABILITATION	Completed		06/03/08
	1909	2006-39	EMERGENCY RELOCATION	Completed	08	09/20/06
	1905	2006-4	CHILDREN'S COMMUNITY SCHOOL, INC.	Completed	05D	09/20/06
	1938	2006-40	NHS CDA REVOLVING LOAN	Completed	14H	08/07/07
	1939	2006-41	NHS NEIGHBORHOOD COMMERCIAL REHAB	Completed	14E	08/07/07
	1940	2006-42	NHS CROWNBROOK HOUSING REHAB	Completed	14H	08/07/07
	1941	2006-43	NHS NEWPAC HOUSING REHAB	Completed	14H	08/07/07
	1942	2006-44	NHS WOW HOUSING REHAB	Completed	14H	08/07/07
	1912	2006-6	GREATER WATERBURY INTERFAITH MINISTRIES	Completed	05Z	09/20/06
	1916	2006-7	LA CASA BIENVENIDA	Completed	05A	09/20/06
	1917	2006-8	LITERACY VOLUNTEERS	Completed	05Z	09/20/06
	1918	2006-9	MATTATUCK HISTORICAL SOCIETY	Completed	05D	09/20/06
	1961	2007-13	GENERAL ADMINISTRATION	Completed	21A	12/21/07
	1962	2007-14	MATTATUCK SENIOR CENTER, INC.	Completed	05A	12/21/07
	1966	2007-19	LITERACY VOLUNTEERS	Completed	05Z	02/06/08
	1952	2007-2	CHILD GUIDANCE CLINIC	Completed	05D	02/06/08
	1967	2007-20	MATTATUCK HISTORICAL SOCIETY	Completed	05D	02/06/08
	1970	2007-21	MT. OLIVE SENIOR CENTER	Completed	05A	02/06/08
	1972	2007-23	NUTMEG BIG BROTHERS BIG SISTERS	Completed	05D	02/06/08
	1973	2007-24	POLICE ACTIVITY LEAGUE OF WATERBURY, INC	Completed	05D	02/06/08
	1974	2007-25	SAFE HAVEN OF GREATER WATERBURY, INC.	Completed	05Z	02/06/08
	1975	2007-25	SAFE HAVEN OF GTR WATERBURY, INC. - ESG	Completed		02/06/08
	1976	2007-26	ST. MARGARET/WILLOW PLAZA NRZ	Completed	05Z	02/06/08
	1978	2007-28	SALVATION ARMY	Completed	05Z	02/06/08
	1979	2007-28	SALVATION ARMY - ESG	Completed		02/06/08
	1953	2007-3	CHILDREN'S COMMUNITY SCHOOL	Completed	05D	02/06/08
	1981	2007-30	STAYWELL HEALTH CARE, INC.	Completed	05M	02/06/08
	1984	2007-33	WATERBURY DAY NURSERY	Completed	05Z	02/06/08
	1986	2007-35	WATERBURY YOUTH SERVICES	Completed	05A	02/06/08
	1987	2007-36	YMCA	Completed	05D	02/06/08

U.S. DEPARTMENT OF HOUSING AND URBAN  
DEVELOPMENT  
OFFICE OF COMMUNITY PLANNING AND DEVELOPMENT  
PR08 - Grantee Summary Activity Report

DATE: 11/4/2020  
TIME: 3:16:47 PM  
PAGE: 58/124

IDIS

Grantee Activity Number	IDIS Activity - ID	Pgm Yr Project	Activity Name	Act Stat	Matrix Code	Funded Amount
	1913	2006-36	HOME ADMINISTRATION	Completed		\$113,448.06
	1990	2006-37	639 FROST ROAD	Completed		\$15,406.00
	1991	2006-37	88 MELROSE AVENUE	Completed		\$11,087.00
	1997	2006-37	174 RODNEY STREET	Completed		\$26,875.50
	2004	2006-37	27 EDGEWATER STREET - REHABILITATION	Completed		\$24,474.00
	2005	2006-37	47 GATES AVENUE - REHABILITATION	Completed		\$25,749.00
	2006	2006-37	49 GEDDES TERRACE - REHABILITATION	Completed		\$21,882.50
	1909	2006-39	EMERGENCY RELOCATION	Completed	08	\$170,033.07
	1905	2006-4	CHILDREN'S COMMUNITY SCHOOL, INC.	Completed	05D	\$8,820.00
	1938	2006-40	NHS CDA REVOLVING LOAN	Completed	14H	\$4,285.64
	1939	2006-41	NHS NEIGHBORHOOD COMMERICAL REHAB	Completed	14E	\$254.47
	1940	2006-42	NHS CROWNBROOK HOUSING REHAB	Completed	14H	\$1,472.03
	1941	2006-43	NHS NEWPAC HOUSING REHAB	Completed	14H	\$431.44
	1942	2006-44	NHS WOW HOUSING REHAB	Completed	14H	\$664.55
	1912	2006-6	GREATER WATERBURY INTERFAITH MINISTRIES	Completed	05Z	\$28,800.00
	1916	2006-7	LA CASA BIENVENIDA	Completed	05A	\$17,924.00
	1917	2006-8	LITERACY VOLUNTEERS	Completed	05Z	\$4,590.00
	1918	2006-9	MATTATUCK HISTORICAL SOCIETY	Completed	05D	\$13,320.00
	1961	2007-13	GENERAL ADMINISTRATION	Completed	21A	\$382,268.91
	1962	2007-14	MATTATUCK SENIOR CENTER, INC.	Completed	05A	\$9,291.26
	1966	2007-19	LITERACY VOLUNTEERS	Completed	05Z	\$5,000.00
	1952	2007-2	CHILD GUIDANCE CLINIC	Completed	05D	\$16,000.00
	1967	2007-20	MATTATUCK HISTORICAL SOCIETY	Completed	05D	\$11,000.00
	1970	2007-21	MT. OLIVE SENIOR CENTER	Completed	05A	\$18,500.00
	1972	2007-23	NUTMEG BIG BROTHERS BIG SISTERS	Completed	05D	\$6,500.00
	1973	2007-24	POLICE ACTIVITY LEAGUE OF WATERBURY, INC	Completed	05D	\$20,000.00
	1974	2007-25	SAFE HAVEN OF GREATER WATERBURY, INC.	Completed	05Z	\$11,000.00
	1975	2007-25	SAFE HAVEN OF GTR WATERBURY, INC. - ESG	Completed		\$5,485.00
	1976	2007-26	ST. MARGARET/WILLOW PLAZA NRZ	Completed	05Z	\$12,000.00
	1978	2007-28	SALVATION ARMY	Completed	05Z	\$4,251.00
	1979	2007-28	SALVATION ARMY - ESG	Completed		\$10,338.00
	1953	2007-3	CHILDREN'S COMMUNITY SCHOOL	Completed	05D	\$9,000.00
	1981	2007-30	STAYWELL HEALTH CARE, INC.	Completed	05M	\$8,000.00
	1984	2007-33	WATERBURY DAY NURSERY	Completed	05Z	\$6,000.00
	1986	2007-35	WATERBURY YOUTH SERVICES	Completed	05A	\$10,000.00
	1987	2007-36	YMCA	Completed	05D	\$5,000.00

U.S. DEPARTMENT OF HOUSING AND URBAN  
DEVELOPMENT  
OFFICE OF COMMUNITY PLANNING AND DEVELOPMENT  
PR08 - Grantee Summary Activity Report

DATE: 11/4/2020  
TIME: 3:16:47 PM  
PAGE: 59/124

IDIS

Grantee Activity Number	IDIS Activity - ID	Pgm Yr Project	Activity Name	Act Stat	Matrix Code	Drawn Amount
	1913	2006-36	HOME ADMINISTRATION	Completed		\$113,448.06
	1990	2006-37	639 FROST ROAD	Completed		\$15,406.00
	1991	2006-37	88 MELROSE AVENUE	Completed		\$11,087.00
	1997	2006-37	174 RODNEY STREET	Completed		\$26,875.50
	2004	2006-37	27 EDGEWATER STREET - REHABILITATION	Completed		\$24,474.00
	2005	2006-37	47 GATES AVENUE - REHABILITATION	Completed		\$25,749.00
	2006	2006-37	49 GEDDES TERRACE - REHABILITATION	Completed		\$21,882.50
	1909	2006-39	EMERGENCY RELOCATION	Completed	08	\$170,033.07
	1905	2006-4	CHILDREN'S COMMUNITY SCHOOL, INC.	Completed	05D	\$8,820.00
	1938	2006-40	NHS CDA REVOLVING LOAN	Completed	14H	\$4,285.64
	1939	2006-41	NHS NEIGHBORHOOD COMMERICAL REHAB	Completed	14E	\$254.47
	1940	2006-42	NHS CROWNBROOK HOUSING REHAB	Completed	14H	\$1,472.03
	1941	2006-43	NHS NEWPAC HOUSING REHAB	Completed	14H	\$431.44
	1942	2006-44	NHS WOW HOUSING REHAB	Completed	14H	\$664.55
	1912	2006-6	GREATER WATERBURY INTERFAITH MINISTRIES	Completed	05Z	\$28,800.00
	1916	2006-7	LA CASA BIENVENIDA	Completed	05A	\$17,924.00
	1917	2006-8	LITERACY VOLUNTEERS	Completed	05Z	\$4,590.00
	1918	2006-9	MATTATUCK HISTORICAL SOCIETY	Completed	05D	\$13,320.00
	1961	2007-13	GENERAL ADMINISTRATION	Completed	21A	\$382,268.91
	1962	2007-14	MATTATUCK SENIOR CENTER, INC.	Completed	05A	\$9,291.26
	1966	2007-19	LITERACY VOLUNTEERS	Completed	05Z	\$5,000.00
	1952	2007-2	CHILD GUIDANCE CLINIC	Completed	05D	\$16,000.00
	1967	2007-20	MATTATUCK HISTORICAL SOCIETY	Completed	05D	\$11,000.00
	1970	2007-21	MT. OLIVE SENIOR CENTER	Completed	05A	\$18,500.00
	1972	2007-23	NUTMEG BIG BROTHERS BIG SISTERS	Completed	05D	\$6,500.00
	1973	2007-24	POLICE ACTIVITY LEAGUE OF WATERBURY, INC	Completed	05D	\$20,000.00
	1974	2007-25	SAFE HAVEN OF GREATER WATERBURY, INC.	Completed	05Z	\$11,000.00
	1975	2007-25	SAFE HAVEN OF GTR WATERBURY, INC. - ESG	Completed		\$5,485.00
	1976	2007-26	ST. MARGARET/WILLOW PLAZA NRZ	Completed	05Z	\$12,000.00
	1978	2007-28	SALVATION ARMY	Completed	05Z	\$4,251.00
	1979	2007-28	SALVATION ARMY - ESG	Completed		\$10,338.00
	1953	2007-3	CHILDREN'S COMMUNITY SCHOOL	Completed	05D	\$9,000.00
	1981	2007-30	STAYWELL HEALTH CARE, INC.	Completed	05M	\$8,000.00
	1984	2007-33	WATERBURY DAY NURSERY	Completed	05Z	\$6,000.00
	1986	2007-35	WATERBURY YOUTH SERVICES	Completed	05A	\$10,000.00
	1987	2007-36	YMCA	Completed	05D	\$5,000.00

U.S. DEPARTMENT OF HOUSING AND URBAN  
DEVELOPMENT  
OFFICE OF COMMUNITY PLANNING AND DEVELOPMENT  
PR08 - Grantee Summary Activity Report

DATE: 11/4/2020  
TIME: 3:16:47 PM  
PAGE: 60/124

IDIS

Grantee Activity Number	IDIS Activity - ID	Pgm Yr Project	Activity Name	Act Stat	Matrix Code	Date of Last Draw
	1913	2006-36	HOME ADMINISTRATION	Completed		07/23/2008
	1990	2006-37	639 FROST ROAD	Completed		08/13/2008
	1991	2006-37	88 MELROSE AVENUE	Completed		09/10/2008
	1997	2006-37	174 RODNEY STREET	Completed		12/25/2008
	2004	2006-37	27 EDGEWATER STREET - REHABILITATION	Completed		09/10/2008
	2005	2006-37	47 GATES AVENUE - REHABILITATION	Completed		11/20/2008
	2006	2006-37	49 GEDDES TERRACE - REHABILITATION	Completed		12/25/2008
	1909	2006-39	EMERGENCY RELOCATION	Completed	08	12/05/2007
	1905	2006-4	CHILDREN'S COMMUNITY SCHOOL, INC.	Completed	05D	10/12/2007
	1938	2006-40	NHS CDA REVOLVING LOAN	Completed	14H	09/15/2007
	1939	2006-41	NHS NEIGHBORHOOD COMMERCIAL REHAB	Completed	14E	09/15/2007
	1940	2006-42	NHS CROWNBROOK HOUSING REHAB	Completed	14H	09/15/2007
	1941	2006-43	NHS NEWPAC HOUSING REHAB	Completed	14H	09/15/2007
	1942	2006-44	NHS WOW HOUSING REHAB	Completed	14H	09/15/2007
	1912	2006-6	GREATER WATERBURY INTERFAITH MINISTRIES	Completed	05Z	07/13/2007
	1916	2006-7	LA CASA BIENVENIDA	Completed	05A	11/17/2007
	1917	2006-8	LITERACY VOLUNTEERS	Completed	05Z	07/13/2007
	1918	2006-9	MATTATUCK HISTORICAL SOCIETY	Completed	05D	02/15/2008
	1961	2007-13	GENERAL ADMINISTRATION	Completed	21A	10/25/2008
	1962	2007-14	MATTATUCK SENIOR CENTER, INC.	Completed	05A	10/18/2008
	1966	2007-19	LITERACY VOLUNTEERS	Completed	05Z	10/07/2008
	1952	2007-2	CHILD GUIDANCE CLINIC	Completed	05D	10/25/2008
	1967	2007-20	MATTATUCK HISTORICAL SOCIETY	Completed	05D	09/19/2008
	1970	2007-21	MT. OLIVE SENIOR CENTER	Completed	05A	10/18/2008
	1972	2007-23	NUTMEG BIG BROTHERS BIG SISTERS	Completed	05D	08/13/2008
	1973	2007-24	POLICE ACTIVITY LEAGUE OF WATERBURY, INC	Completed	05D	07/23/2008
	1974	2007-25	SAFE HAVEN OF GREATER WATERBURY, INC.	Completed	05Z	02/20/2008
	1975	2007-25	SAFE HAVEN OF GTR WATERBURY, INC. - ESG	Completed		09/19/2008
	1976	2007-26	ST. MARGARET/WILLOW PLAZA NRZ	Completed	05Z	09/10/2008
	1978	2007-28	SALVATION ARMY	Completed	05Z	10/18/2008
	1979	2007-28	SALVATION ARMY - ESG	Completed		10/18/2008
	1953	2007-3	CHILDREN'S COMMUNITY SCHOOL	Completed	05D	10/25/2008
	1981	2007-30	STAYWELL HEALTH CARE, INC.	Completed	05M	02/08/2008
	1984	2007-33	WATERBURY DAY NURSERY	Completed	05Z	03/05/2008
	1986	2007-35	WATERBURY YOUTH SERVICES	Completed	05A	10/07/2008
	1987	2007-36	YMCA	Completed	05D	09/27/2008

U.S. DEPARTMENT OF HOUSING AND URBAN  
DEVELOPMENT  
OFFICE OF COMMUNITY PLANNING AND DEVELOPMENT  
PR08 - Grantee Summary Activity Report

DATE: 11/4/2020  
TIME: 3:16:47 PM  
PAGE: 61/124

IDIS

Grantee Activity Number	IDIS Activity - ID	Pgm Yr Project	Activity Name	Act Stat	Matrix Code	Initial Funding Date
	1954	2007-4	FAMILY SERVICES OF GREATER WATERBURY	Completed		02/06/08
	1955	2007-5	GREATER WATERBURY INTERFAITH MINISTRIES	Completed	05Z	02/06/08
	1988	2007-6	IN-THE-MAKING	Completed	19C	02/06/08
	1957	2007-7	LA CASA BIENVENIDA	Completed	05A	02/06/08
	1968	2007-9	MORRIS FOUNDATION	Completed	05F	02/06/08
	1969	2007-9	MORRIS FOUNDATION - ESG	Completed		02/06/08
0592800006	6	1994-1	WATERVILLE/DIVISION	Completed		06/22/94
0592800007	7	1994-1	WATERVILLE/DIVISION - ACQUISITION	Completed		06/22/94
0592800008	8	1994-1	INNER CITY PROPERTIES	Completed		05/04/95
05928ADMIN	5	1994-1	ADMIN ACTIVITY	Completed		01/01/92
06.02	1207	1994-2	Unknown	Completed	06	
13.02.15	1214	1994-2	Unknown	Completed	14B	
13.02.17	1215	1994-2	Unknown	Completed	14B	
13.02.20	1216	1994-2	Unknown	Completed	14B	
13.02.21	1217	1994-2	Unknown	Completed	14A	
13.02.22	1218	1994-2	Unknown	Completed	14A	
13.02.23	1219	1994-2	Unknown	Completed	14A	
13.02.24	1220	1994-2	Unknown	Completed	14B	
13.02.25	1221	1994-2	Unknown	Completed	14B	
13.02.27	1223	1994-2	Unknown	Completed	14A	
13.06.01	1230	1994-2	Unknown	Completed	14A	
13.06.03	1232	1994-2	Unknown	Completed	14B	
13.07.07	1234	1994-2	Unknown	Completed	14A	
13.07.10	1235	1994-2	Unknown	Completed	14B	
13.07.11	1236	1994-2	Unknown	Completed	14B	
13.07.12	1237	1994-2	Unknown	Completed	14A	
13.07.13	1238	1994-2	Unknown	Completed	14B	
13.08.04	1240	1994-2	Unknown	Completed	14A	
13.08.05	1241	1994-2	Unknown	Completed	14A	
13.08.06	1242	1994-2	Unknown	Completed	14A	
13.09.04	1244	1994-2	Unknown	Completed	14A	
13.09.05	1245	1994-2	Unknown	Completed	14A	
1414200001	10	1994-1	NOW, INC. - 18 COSSETT STREET	Completed		10/20/93
1414200002	11	1994-1	20 COSSETT STREET	Completed		10/20/93
1414200003	12	1994-1	CHERRY COURT	Completed		10/14/93
1414200006	14	1994-1	SECURITY DEPOSIT PROGRAM	Completed		05/04/95



U.S. DEPARTMENT OF HOUSING AND URBAN  
DEVELOPMENT  
OFFICE OF COMMUNITY PLANNING AND DEVELOPMENT  
PR08 - Grantee Summary Activity Report

DATE: 11/4/2020  
TIME: 3:16:47 PM  
PAGE: 62/124

IDIS

Grantee Activity Number	IDIS Activity - ID	Pgm Yr Project	Activity Name	Act Stat	Matrix Code	Funded Amount
	1954	2007-4	FAMILY SERVICES OF GREATER WATERBURY	Completed		\$14,959.00
	1955	2007-5	GREATER WATERBURY INTERFAITH MINISTRIES	Completed	05Z	\$28,500.00
	1988	2007-6	IN-THE-MAKING	Completed	19C	\$26,000.00
	1957	2007-7	LA CASA BIENVENIDA	Completed	05A	\$16,500.00
	1968	2007-9	MORRIS FOUNDATION	Completed	05F	\$10,000.00
	1969	2007-9	MORRIS FOUNDATION - ESG	Completed		\$3,877.00
0592800006	6	1994-1	WATERVILLE/DIVISION	Completed		\$15,000.00
0592800007	7	1994-1	WATERVILLE/DIVISION - ACQUISITION	Completed		\$15,000.00
0592800008	8	1994-1	INNER CITY PROPERTIES	Completed		\$100,000.00
05928ADMIN	5	1994-1	ADMIN ACTIVITY	Completed		\$568,100.00
06.02	1207	1994-2	Unknown	Completed	06	\$0.00
13.02.15	1214	1994-2	Unknown	Completed	14B	\$0.00
13.02.17	1215	1994-2	Unknown	Completed	14B	\$0.00
13.02.20	1216	1994-2	Unknown	Completed	14B	\$0.00
13.02.21	1217	1994-2	Unknown	Completed	14A	\$0.00
13.02.22	1218	1994-2	Unknown	Completed	14A	\$0.00
13.02.23	1219	1994-2	Unknown	Completed	14A	\$0.00
13.02.24	1220	1994-2	Unknown	Completed	14B	\$0.00
13.02.25	1221	1994-2	Unknown	Completed	14B	\$0.00
13.02.27	1223	1994-2	Unknown	Completed	14A	\$0.00
13.06.01	1230	1994-2	Unknown	Completed	14A	\$0.00
13.06.03	1232	1994-2	Unknown	Completed	14B	\$0.00
13.07.07	1234	1994-2	Unknown	Completed	14A	\$0.00
13.07.10	1235	1994-2	Unknown	Completed	14B	\$0.00
13.07.11	1236	1994-2	Unknown	Completed	14B	\$0.00
13.07.12	1237	1994-2	Unknown	Completed	14A	\$0.00
13.07.13	1238	1994-2	Unknown	Completed	14B	\$0.00
13.08.04	1240	1994-2	Unknown	Completed	14A	\$0.00
13.08.05	1241	1994-2	Unknown	Completed	14A	\$0.00
13.08.06	1242	1994-2	Unknown	Completed	14A	\$0.00
13.09.04	1244	1994-2	Unknown	Completed	14A	\$0.00
13.09.05	1245	1994-2	Unknown	Completed	14A	\$0.00
1414200001	10	1994-1	NOW, INC. - 18 COSSETT STREET	Completed		\$58,000.00
1414200002	11	1994-1	20 COSSETT STREET	Completed		\$58,000.00
1414200003	12	1994-1	CHERRY COURT	Completed		\$7,075.00
1414200006	14	1994-1	SECURITY DEPOSIT PROGRAM	Completed		\$35,000.00

U.S. DEPARTMENT OF HOUSING AND URBAN  
DEVELOPMENT  
OFFICE OF COMMUNITY PLANNING AND DEVELOPMENT  
PR08 - Grantee Summary Activity Report

DATE: 11/4/2020  
TIME: 3:16:47 PM  
PAGE: 63/124

IDIS

Grantee Activity Number	IDIS Activity - ID	Pgm Yr Project	Activity Name	Act Stat	Matrix Code	Drawn Amount
	1954	2007-4	FAMILY SERVICES OF GREATER WATERBURY	Completed		\$14,959.00
	1955	2007-5	GREATER WATERBURY INTERFAITH MINISTRIES	Completed	05Z	\$28,500.00
	1988	2007-6	IN-THE-MAKING	Completed	19C	\$26,000.00
	1957	2007-7	LA CASA BIENVENIDA	Completed	05A	\$16,500.00
	1968	2007-9	MORRIS FOUNDATION	Completed	05F	\$10,000.00
	1969	2007-9	MORRIS FOUNDATION - ESG	Completed		\$3,877.00
0592800006	6	1994-1	WATERVILLE/DIVISION	Completed		\$15,000.00
0592800007	7	1994-1	WATERVILLE/DIVISION - ACQUISITION	Completed		\$15,000.00
0592800008	8	1994-1	INNER CITY PROPERTIES	Completed		\$100,000.00
05928ADMIN	5	1994-1	ADMIN ACTIVITY	Completed		\$568,100.00
06.02	1207	1994-2	Unknown	Completed	06	\$0.00
13.02.15	1214	1994-2	Unknown	Completed	14B	\$0.00
13.02.17	1215	1994-2	Unknown	Completed	14B	\$0.00
13.02.20	1216	1994-2	Unknown	Completed	14B	\$0.00
13.02.21	1217	1994-2	Unknown	Completed	14A	\$0.00
13.02.22	1218	1994-2	Unknown	Completed	14A	\$0.00
13.02.23	1219	1994-2	Unknown	Completed	14A	\$0.00
13.02.24	1220	1994-2	Unknown	Completed	14B	\$0.00
13.02.25	1221	1994-2	Unknown	Completed	14B	\$0.00
13.02.27	1223	1994-2	Unknown	Completed	14A	\$0.00
13.06.01	1230	1994-2	Unknown	Completed	14A	\$0.00
13.06.03	1232	1994-2	Unknown	Completed	14B	\$0.00
13.07.07	1234	1994-2	Unknown	Completed	14A	\$0.00
13.07.10	1235	1994-2	Unknown	Completed	14B	\$0.00
13.07.11	1236	1994-2	Unknown	Completed	14B	\$0.00
13.07.12	1237	1994-2	Unknown	Completed	14A	\$0.00
13.07.13	1238	1994-2	Unknown	Completed	14B	\$0.00
13.08.04	1240	1994-2	Unknown	Completed	14A	\$0.00
13.08.05	1241	1994-2	Unknown	Completed	14A	\$0.00
13.08.06	1242	1994-2	Unknown	Completed	14A	\$0.00
13.09.04	1244	1994-2	Unknown	Completed	14A	\$0.00
13.09.05	1245	1994-2	Unknown	Completed	14A	\$0.00
1414200001	10	1994-1	NOW, INC. - 18 COSSETT STREET	Completed		\$58,000.00
1414200002	11	1994-1	20 COSSETT STREET	Completed		\$58,000.00
1414200003	12	1994-1	CHERRY COURT	Completed		\$7,075.00
1414200006	14	1994-1	SECURITY DEPOSIT PROGRAM	Completed		\$35,000.00

U.S. DEPARTMENT OF HOUSING AND URBAN  
DEVELOPMENT  
OFFICE OF COMMUNITY PLANNING AND DEVELOPMENT  
PR08 - Grantee Summary Activity Report

DATE: 11/4/2020  
TIME: 3:16:47 PM  
PAGE: 64/124

IDIS

Grantee Activity Number	IDIS Activity - ID	Pgm Yr Project	Activity Name	Act Stat	Matrix Code	Date of Last Draw
	1954	2007-4	FAMILY SERVICES OF GREATER WATERBURY	Completed		10/25/2008
	1955	2007-5	GREATER WATERBURY INTERFAITH MINISTRIES	Completed	05Z	10/18/2008
	1988	2007-6	IN-THE-MAKING	Completed	19C	08/22/2008
	1957	2007-7	LA CASA BIENVENIDA	Completed	05A	10/07/2008
	1968	2007-9	MORRIS FOUNDATION	Completed	05F	03/05/2008
	1969	2007-9	MORRIS FOUNDATION - ESG	Completed		03/05/2008
0592800006	6	1994-1	WATERVILLE/DIVISION	Completed		03/22/1997
0592800007	7	1994-1	WATERVILLE/DIVISION - ACQUISITION	Completed		03/22/1997
0592800008	8	1994-1	INNER CITY PROPERTIES	Completed		03/22/1997
05928ADMIN	5	1994-1	ADMIN ACTIVITY	Completed		10/04/2001
06.02	1207	1994-2	Unknown	Completed	06	
13.02.15	1214	1994-2	Unknown	Completed	14B	
13.02.17	1215	1994-2	Unknown	Completed	14B	
13.02.20	1216	1994-2	Unknown	Completed	14B	
13.02.21	1217	1994-2	Unknown	Completed	14A	
13.02.22	1218	1994-2	Unknown	Completed	14A	
13.02.23	1219	1994-2	Unknown	Completed	14A	
13.02.24	1220	1994-2	Unknown	Completed	14B	
13.02.25	1221	1994-2	Unknown	Completed	14B	
13.02.27	1223	1994-2	Unknown	Completed	14A	
13.06.01	1230	1994-2	Unknown	Completed	14A	
13.06.03	1232	1994-2	Unknown	Completed	14B	
13.07.07	1234	1994-2	Unknown	Completed	14A	
13.07.10	1235	1994-2	Unknown	Completed	14B	
13.07.11	1236	1994-2	Unknown	Completed	14B	
13.07.12	1237	1994-2	Unknown	Completed	14A	
13.07.13	1238	1994-2	Unknown	Completed	14B	
13.08.04	1240	1994-2	Unknown	Completed	14A	
13.08.05	1241	1994-2	Unknown	Completed	14A	
13.08.06	1242	1994-2	Unknown	Completed	14A	
13.09.04	1244	1994-2	Unknown	Completed	14A	
13.09.05	1245	1994-2	Unknown	Completed	14A	
1414200001	10	1994-1	NOW, INC. - 18 COSSETT STREET	Completed		05/08/1997
1414200002	11	1994-1	20 COSSETT STREET	Completed		05/08/1997
1414200003	12	1994-1	CHERRY COURT	Completed		07/25/1997
1414200006	14	1994-1	SECURITY DEPOSIT PROGRAM	Completed		03/22/1997

U.S. DEPARTMENT OF HOUSING AND URBAN  
DEVELOPMENT  
OFFICE OF COMMUNITY PLANNING AND DEVELOPMENT  
PR08 - Grantee Summary Activity Report

DATE: 11/4/2020  
TIME: 3:16:47 PM  
PAGE: 65/124

IDIS

Grantee Activity Number	IDIS Activity - ID	Pgm Yr Project	Activity Name	Act Stat	Matrix Code	Initial Funding Date
1414200007	15	1994-1	NOW, INC. - HOME OWNERSHIP	Completed		05/04/95
1414200008	16	1994-1	18 COSSETT STREET - REHABILITATION	Completed		06/13/95
1414200011	19	1994-1	SECURITY DEPOSIT PROGRAM	Completed		05/09/96
1414300001	20	1994-1	NHS - 17-19 PUTNAM STREET	Completed		11/03/93
1414300003	17	1994-1	BRADLEY AVE./LONG HILL ROAD	Completed		03/01/96
	21	1994-1	NHS - 11-13 PUTNAM STREET	Completed		05/04/95
1414300004	22	1994-1	WATERVILLE ST. - REHABILITATION	Completed		03/01/96
1414400001	23	1994-1	16-30 LAWRENCE STREET	Completed		10/13/93
1414500001	24	1994-1	NVHDC - CHESTNUT AVE.	Completed		10/26/93
1414500002	25	1994-1	NVHDC - 96-122 CHESTNUT AVE.	Completed		05/04/95
1414500003	26	1994-1	NVHDC - WILLOW ST. (SCATTERED)	Completed		05/09/96
18.02.01	1251	1994-2	Unknown	Completed	18A	
1932000003	28	1994-1	HOME STABILIZATION	Completed		05/04/95
1932000004	29	1994-1	ONE STEP AT A TIME	Completed		10/31/95
2102600001	30	1994-1	BONNER HOUSING - 178-180 COOKE ST	Completed		05/04/95
2102600002	31	1994-1	MT. OLIVE COOP	Completed		05/04/95
	1382	1994-1	BONNER HOUSING - 132 BISHOP STREET	Completed		05/28/97
	1464	1997-71	DRUBNER - REHABILITATION	Completed		09/22/98
	1480	1998-73	FRANCISCO - REHABILITATION	Completed		02/02/99
	1483	1998-73	AUSTIN - REHABILITATION	Completed		02/24/99
	1527	1999-48	FRANCISCO, R. - REHABILITATION	Completed		09/29/99
	1537	1999-48	CARUSILLO - REHABILITATION	Completed		05/23/00
	1543	1999-48	VELEZIS - REHABILITATION	Completed		07/18/00
	1547	1999-48	JPPC, LLC - REHABILITATION	Completed		07/18/00
	1548	1999-48	MEKA - REHABILITATION	Completed		07/18/00
	1549	1999-48	VILLAR - REHABILITATION	Completed		07/31/00
	1554	1999-48	GRENIER - REHABILITATION	Completed		08/28/00
	1603	1999-48	TOWER VIEW APARTMENTS - REHABILITATION	Completed		06/01/01
	1648	1999-48	LEGASSE P.E. - REHABILITATION	Completed		06/17/02
	1577	2000-28	PUBLIC FACILITY IMP. - HANDICAP	Completed	03Z	09/26/00
	1654	2000-34	CREDO - HILLSIDE CO-OP TECH. ASSISTANCE	Completed		07/22/02
	1565	2000-35	HOME - ADMINISTRATION	Completed		09/26/00
	1656	2000-44	RIVER STREET ASSOCIATES, LLC	Completed		07/31/02
	1698	2000-44	HEHL - REHABILITATION	Completed		12/09/02
	1700	2000-44	TOMASIEWICZ - REHABILITATION	Completed		12/09/02
	1701	2000-44	R.W. BETHLEHEM UNLIMITED, INC. - REHAB	Completed		12/19/02

U.S. DEPARTMENT OF HOUSING AND URBAN  
DEVELOPMENT  
OFFICE OF COMMUNITY PLANNING AND DEVELOPMENT  
PR08 - Grantee Summary Activity Report

DATE: 11/4/2020  
TIME: 3:16:47 PM  
PAGE: 66/124

IDIS

Grantee Activity Number	IDIS Activity - ID	Pgm Yr Project	Activity Name	Act Stat	Matrix Code	Funded Amount
1414200007	15	1994-1	NOW, INC. - HOME OWNERSHIP	Completed		\$6,005.43
1414200008	16	1994-1	18 COSSETT STREET - REHABILITATION	Completed		\$27,207.00
1414200011	19	1994-1	SECURITY DEPOSIT PROGRAM	Completed		\$70,314.00
1414300001	20	1994-1	NHS - 17-19 PUTNAM STREET	Completed		\$73,306.00
1414300003	17	1994-1	BRADLEY AVE./LONG HILL ROAD	Completed		\$74,050.00
	21	1994-1	NHS - 11-13 PUTNAM STREET	Completed		\$68,773.44
1414300004	22	1994-1	WATERVILLE ST. - REHABILITATION	Completed		\$38,508.00
1414400001	23	1994-1	16-30 LAWRENCE STREET	Completed		\$500,000.00
1414500001	24	1994-1	NVHDC - CHESTNUT AVE.	Completed		\$196,999.56
1414500002	25	1994-1	NVHDC - 96-122 CHESTNUT AVE.	Completed		\$169,805.00
1414500003	26	1994-1	NVHDC - WILLOW ST. (SCATTERED)	Completed		\$25,000.00
18.02.01	1251	1994-2	Unknown	Completed	18A	\$0.00
1932000003	28	1994-1	HOME STABILIZATION	Completed		\$8,000.00
1932000004	29	1994-1	ONE STEP AT A TIME	Completed		\$2,100.00
2102600001	30	1994-1	BONNER HOUSING - 178-180 COOKE ST	Completed		\$172,440.00
2102600002	31	1994-1	MT. OLIVE COOP	Completed		\$10,000.00
	1382	1994-1	BONNER HOUSING - 132 BISHOP STREET	Completed		\$157,787.56
	1464	1997-71	DRUBNER - REHABILITATION	Completed		\$311,400.00
	1480	1998-73	FRANCISCO - REHABILITATION	Completed		\$106,250.00
	1483	1998-73	AUSTIN - REHABILITATION	Completed		\$94,000.00
	1527	1999-48	FRANCISCO, R. - REHABILITATION	Completed		\$120,000.00
	1537	1999-48	CARUSILLO - REHABILITATION	Completed		\$40,000.00
	1543	1999-48	VELEZIS - REHABILITATION	Completed		\$49,800.00
	1547	1999-48	JPPC, LLC - REHABILITATION	Completed		\$100,000.00
	1548	1999-48	MEKA - REHABILITATION	Completed		\$103,300.00
	1549	1999-48	VILLAR - REHABILITATION	Completed		\$36,375.00
	1554	1999-48	GRENIER - REHABILITATION	Completed		\$114,500.00
	1603	1999-48	TOWER VIEW APARTMENTS - REHABILITATION	Completed		\$244,900.00
	1648	1999-48	LEGASSE P.E. - REHABILITATION	Completed		\$250,713.25
	1577	2000-28	PUBLIC FACILITY IMP. - HANDICAP	Completed	03Z	\$46,338.56
	1654	2000-34	CREDO - HILLSIDE CO-OP TECH. ASSISTANCE	Completed		\$10,850.00
	1565	2000-35	HOME - ADMINISTRATION	Completed		\$90,700.00
	1656	2000-44	RIVER STREET ASSOCIATES, LLC	Completed		\$120,000.00
	1698	2000-44	HEHL - REHABILITATION	Completed		\$45,692.00
	1700	2000-44	TOMASIEWICZ - REHABILITATION	Completed		\$45,320.00
	1701	2000-44	R.W. BETHLEHEM UNLIMITED, INC. - REHAB	Completed		\$56,130.00

U.S. DEPARTMENT OF HOUSING AND URBAN  
DEVELOPMENT  
OFFICE OF COMMUNITY PLANNING AND DEVELOPMENT  
PR08 - Grantee Summary Activity Report

DATE: 11/4/2020  
TIME: 3:16:47 PM  
PAGE: 67/124

IDIS

Grantee Activity Number	IDIS Activity - ID	Pgm Yr Project	Activity Name	Act Stat	Matrix Code	Drawn Amount
1414200007	15	1994-1	NOW, INC. - HOME OWNERSHIP	Completed		\$6,005.43
1414200008	16	1994-1	18 COSSETT STREET - REHABILITATION	Completed		\$27,207.00
1414200011	19	1994-1	SECURITY DEPOSIT PROGRAM	Completed		\$70,314.00
1414300001	20	1994-1	NHS - 17-19 PUTNAM STREET	Completed		\$73,306.00
1414300003	17	1994-1	BRADLEY AVE./LONG HILL ROAD	Completed		\$74,050.00
	21	1994-1	NHS - 11-13 PUTNAM STREET	Completed		\$68,773.44
1414300004	22	1994-1	WATERVILLE ST. - REHABILITATION	Completed		\$38,508.00
1414400001	23	1994-1	16-30 LAWRENCE STREET	Completed		\$500,000.00
1414500001	24	1994-1	NVHDC - CHESTNUT AVE.	Completed		\$196,999.56
1414500002	25	1994-1	NVHDC - 96-122 CHESTNUT AVE.	Completed		\$169,805.00
1414500003	26	1994-1	NVHDC - WILLOW ST. (SCATTERED)	Completed		\$25,000.00
18.02.01	1251	1994-2	Unknown	Completed	18A	\$0.00
1932000003	28	1994-1	HOME STABILIZATION	Completed		\$8,000.00
1932000004	29	1994-1	ONE STEP AT A TIME	Completed		\$2,100.00
2102600001	30	1994-1	BONNER HOUSING - 178-180 COOKE ST	Completed		\$172,440.00
2102600002	31	1994-1	MT. OLIVE COOP	Completed		\$10,000.00
	1382	1994-1	BONNER HOUSING - 132 BISHOP STREET	Completed		\$157,787.56
	1464	1997-71	DRUBNER - REHABILITATION	Completed		\$311,400.00
	1480	1998-73	FRANCISCO - REHABILITATION	Completed		\$106,250.00
	1483	1998-73	AUSTIN - REHABILITATION	Completed		\$94,000.00
	1527	1999-48	FRANCISCO, R. - REHABILITATION	Completed		\$120,000.00
	1537	1999-48	CARUSILLO - REHABILITATION	Completed		\$40,000.00
	1543	1999-48	VELEZIS - REHABILITATION	Completed		\$49,800.00
	1547	1999-48	JPPC, LLC - REHABILITATION	Completed		\$100,000.00
	1548	1999-48	MEKA - REHABILITATION	Completed		\$103,300.00
	1549	1999-48	VILLAR - REHABILITATION	Completed		\$36,375.00
	1554	1999-48	GRENIER - REHABILITATION	Completed		\$114,500.00
	1603	1999-48	TOWER VIEW APARTMENTS - REHABILITATION	Completed		\$244,900.00
	1648	1999-48	LEGASSE P.E. - REHABILITATION	Completed		\$250,713.25
	1577	2000-28	PUBLIC FACILITY IMP. - HANDICAP	Completed	03Z	\$46,338.56
	1654	2000-34	CREDO - HILLSIDE CO-OP TECH. ASSISTANCE	Completed		\$10,850.00
	1565	2000-35	HOME - ADMINISTRATION	Completed		\$90,700.00
	1656	2000-44	RIVER STREET ASSOCIATES, LLC	Completed		\$120,000.00
	1698	2000-44	HEHL - REHABILITATION	Completed		\$45,692.00
	1700	2000-44	TOMASIEWICZ - REHABILITATION	Completed		\$45,320.00
	1701	2000-44	R.W. BETHLEHEM UNLIMITED, INC. - REHAB	Completed		\$56,130.00

U.S. DEPARTMENT OF HOUSING AND URBAN  
DEVELOPMENT  
OFFICE OF COMMUNITY PLANNING AND DEVELOPMENT  
PR08 - Grantee Summary Activity Report

DATE: 11/4/2020  
TIME: 3:16:47 PM  
PAGE: 68/124

IDIS

Grantee Activity Number	IDIS Activity - ID	Pgm Yr Project	Activity Name	Act Stat	Matrix Code	Date of Last Draw
1414200007	15	1994-1	NOW, INC. - HOME OWNERSHIP	Completed		07/25/1997
1414200008	16	1994-1	18 COSSETT STREET - REHABILITATION	Completed		05/08/1997
1414200011	19	1994-1	SECURITY DEPOSIT PROGRAM	Completed		01/13/1999
1414300001	20	1994-1	NHS - 17-19 PUTNAM STREET	Completed		03/22/1997
1414300003	17	1994-1	BRADLEY AVE./LONG HILL ROAD	Completed		03/22/1997
	21	1994-1	NHS - 11-13 PUTNAM STREET	Completed		03/22/1997
1414300004	22	1994-1	WATERVILLE ST. - REHABILITATION	Completed		03/22/1997
1414400001	23	1994-1	16-30 LAWRENCE STREET	Completed		03/22/1997
1414500001	24	1994-1	NVHDC - CHESTNUT AVE.	Completed		03/22/1997
1414500002	25	1994-1	NVHDC - 96-122 CHESTNUT AVE.	Completed		03/22/1997
1414500003	26	1994-1	NVHDC - WILLOW ST. (SCATTERED)	Completed		03/22/1997
18.02.01	1251	1994-2	Unknown	Completed	18A	
1932000003	28	1994-1	HOME STABILIZATION	Completed		03/22/1997
1932000004	29	1994-1	ONE STEP AT A TIME	Completed		04/23/1997
2102600001	30	1994-1	BONNER HOUSING - 178-180 COOKE ST	Completed		03/22/1997
2102600002	31	1994-1	MT. OLIVE COOP	Completed		03/22/1997
	1382	1994-1	BONNER HOUSING - 132 BISHOP STREET	Completed		04/02/1999
	1464	1997-71	DRUBNER - REHABILITATION	Completed		04/02/1999
	1480	1998-73	FRANCISCO - REHABILITATION	Completed		12/08/1999
	1483	1998-73	AUSTIN - REHABILITATION	Completed		06/19/1999
	1527	1999-48	FRANCISCO, R. - REHABILITATION	Completed		07/25/2000
	1537	1999-48	CARUSILLO - REHABILITATION	Completed		09/12/2000
	1543	1999-48	VELEZIS - REHABILITATION	Completed		10/11/2000
	1547	1999-48	JPPC, LLC - REHABILITATION	Completed		09/22/2001
	1548	1999-48	MEKA - REHABILITATION	Completed		11/07/2000
	1549	1999-48	VILLAR - REHABILITATION	Completed		02/03/2001
	1554	1999-48	GRENIER - REHABILITATION	Completed		09/22/2001
	1603	1999-48	TOWER VIEW APARTMENTS - REHABILITATION	Completed		06/25/2002
	1648	1999-48	LEGASSE P.E. - REHABILITATION	Completed		09/23/2010
	1577	2000-28	PUBLIC FACILITY IMP. - HANDICAP	Completed	03Z	12/03/2003
	1654	2000-34	CREDO - HILLSIDE CO-OP TECH. ASSISTANCE	Completed		01/20/2005
	1565	2000-35	HOME - ADMINISTRATION	Completed		10/15/2003
	1656	2000-44	RIVER STREET ASSOCIATES, LLC	Completed		05/08/2004
	1698	2000-44	HEHL - REHABILITATION	Completed		05/13/2003
	1700	2000-44	TOMASIEWICZ - REHABILITATION	Completed		04/17/2003
	1701	2000-44	R.W. BETHLEHEM UNLIMITED, INC. - REHAB	Completed		04/22/2003

U.S. DEPARTMENT OF HOUSING AND URBAN  
DEVELOPMENT  
OFFICE OF COMMUNITY PLANNING AND DEVELOPMENT  
PR08 - Grantee Summary Activity Report

DATE: 11/4/2020  
TIME: 3:16:47 PM  
PAGE: 69/124

IDIS

Grantee Activity Number	IDIS Activity - ID	Pgm Yr Project	Activity Name	Act Stat	Matrix Code	Initial Funding Date
	1749	2001-43	SALVATORE - REHABILITATION	Completed		11/10/03
	1760	2001-43	INNER CITY HOLDINGS, LLC	Completed		05/07/04
	1874	2001-43	MARS HOLDINGS, LLC - REHABILITATION	Completed		12/14/05
	1875	2001-43	MAIN EAST ASSOCIATES, LLC - REHAB	Completed		12/14/05
	1827	2002-33	WILLOW STREET - REHABILITATION	Completed		07/29/05
	1803	2002-43	HARLAMON - REHABILITATION	Completed		01/27/05
	1805	2002-43	WHIPPLE - REHABILITATION	Completed		01/27/05
	1828	2002-43	CORSO - REHABILITATION	Completed		07/29/05
	1830	2002-43	PISANI - REHABILITATION	Completed		07/29/05
	1825	2004-31	OLD FARM RIDGE	Completed		07/26/05
	1826	2004-31	1569 THOMASTON AVENUE - REHABILITATION	Completed		07/26/05
	1817	2004-48	INTERIM ASSISTANCE	Completed	06	03/14/05
	1899	2004-49	NHS - AMERICAN DREAM DOWNPAYMENT INITIATIVE (ADDI)	Completed		07/19/06
	1814	2004-5	PUBLIC FACILITY IMPROVEMENTS - SCHOOLS	Completed	03Z	03/14/05
	1834	2004-9	NRZ COMMUNITY DEVELOPMENT PROJECTS	Completed	03Z	10/05/05
	1851	2005-25	ST. VINCENT DEPAUL SOCIETY	Completed		11/14/05
	1852	2005-26	SALVATION ARMY	Completed		11/14/05
	1861	2005-27	COMMERCIAL REHABILITATION	Completed	14E	11/09/05
	1863	2005-30	FIRE STATION IMPROVEMENTS	Completed	03Z	11/09/05
	1864	2005-33	PARK IMPROVEMENTS	Completed	03F	11/14/05
	1943	2005-37	471 WEST MAIN STREET, LLC	Completed		09/27/07
	1944	2005-37	79/81 ROYAL OAK DRIVE	Completed		09/28/07
	1945	2005-37	690 EAST MAIN STREET	Completed		09/28/07
	1946	2005-37	41 SECOND AVENUE	Completed		09/28/07
	1947	2005-37	202 WILLOW STEET	Completed		09/28/07
	1949	2005-37	46 INMAN AVENUE	Completed		09/28/07
	1950	2005-37	8 LOUNSBURY STREET	Completed		09/28/07
	1933	2006-19	WATERBURY SENIOR SHUTTLE	Completed	05A	09/20/06
	1931	2006-22	WOW COMMUNITY LEARNING CENTER	Completed	05Z	09/20/06
	1902	2006-27	ACQUISITION	Completed	01	09/19/06
	1906	2006-28	COMMERCIAL REHABILITATION	Completed	14E	09/19/06
	1908	2006-30	DEMOLITION	Completed	04	09/20/06
	1911	2006-31	FIRE STATION IMPROVEMENTS	Completed	03Z	09/19/06
	1914	2006-32	HOUSING REHABILITATION - ENGINEERING	Completed	14H	09/19/06
	1922	2006-33	NEIGHBORHOOD SIDEWALKS	Completed	03L	09/20/06
	1992	2006-37	197 COOKE STREET	Completed		04/04/08



U.S. DEPARTMENT OF HOUSING AND URBAN  
DEVELOPMENT  
OFFICE OF COMMUNITY PLANNING AND DEVELOPMENT  
PR08 - Grantee Summary Activity Report

DATE: 11/4/2020  
TIME: 3:16:47 PM  
PAGE: 70/124

IDIS

Grantee Activity Number	IDIS Activity - ID	Pgm Yr Project	Activity Name	Act Stat	Matrix Code	Funded Amount
	1749	2001-43	SALVATORE - REHABILITATION	Completed		\$40,000.00
	1760	2001-43	INNER CITY HOLDINGS, LLC	Completed		\$120,000.00
	1874	2001-43	MARS HOLDINGS, LLC - REHABILITATION	Completed		\$254,080.00
	1875	2001-43	MAIN EAST ASSOCIATES, LLC - REHAB	Completed		\$260,779.50
	1827	2002-33	WILLOW STREET - REHABILITATION	Completed		\$354,462.00
	1803	2002-43	HARLAMON - REHABILITATION	Completed		\$41,968.90
	1805	2002-43	WHIPPLE - REHABILITATION	Completed		\$28,494.50
	1828	2002-43	CORSO - REHABILITATION	Completed		\$60,112.50
	1830	2002-43	PISANI - REHABILITATION	Completed		\$193,543.50
	1825	2004-31	OLD FARM RIDGE	Completed		\$40,650.00
	1826	2004-31	1569 THOMASTON AVENUE - REHABILITATION	Completed		\$492,900.30
	1817	2004-48	INTERIM ASSISTANCE	Completed	06	\$61,330.93
	1899	2004-49	NHS - AMERICAN DREAM DOWNPAYMENT INITIATIVE (ADDI)	Completed		\$100,000.00
	1814	2004-5	PUBLIC FACILITY IMPROVEMENTS - SCHOOLS	Completed	03Z	\$515,617.77
	1834	2004-9	NRZ COMMUNITY DEVELOPMENT PROJECTS	Completed	03Z	\$8,258.40
	1851	2005-25	ST. VINCENT DEPAUL SOCIETY	Completed		\$65,234.00
	1852	2005-26	SALVATION ARMY	Completed		\$10,404.00
	1861	2005-27	COMMERCIAL REHABILITATION	Completed	14E	\$150,000.00
	1863	2005-30	FIRE STATION IMPROVEMENTS	Completed	03Z	\$400,000.00
	1864	2005-33	PARK IMPROVEMENTS	Completed	03F	\$1,301,196.53
	1943	2005-37	471 WEST MAIN STREET, LLC	Completed		\$225,934.50
	1944	2005-37	79/81 ROYAL OAK DRIVE	Completed		\$80,259.50
	1945	2005-37	690 EAST MAIN STREET	Completed		\$156,731.65
	1946	2005-37	41 SECOND AVENUE	Completed		\$75,672.00
	1947	2005-37	202 WILLOW STEET	Completed		\$75,522.00
	1949	2005-37	46 INMAN AVENUE	Completed		\$177,855.00
	1950	2005-37	8 LOUNSBURY STREET	Completed		\$76,804.50
	1933	2006-19	WATERBURY SENIOR SHUTTLE	Completed	05A	\$88,320.33
	1931	2006-22	WOW COMMUNITY LEARNING CENTER	Completed	05Z	\$13,424.00
	1902	2006-27	ACQUISITION	Completed	01	\$50,280.00
	1906	2006-28	COMMERCIAL REHABILITATION	Completed	14E	\$155,732.09
	1908	2006-30	DEMOLITION	Completed	04	\$175,071.00
	1911	2006-31	FIRE STATION IMPROVEMENTS	Completed	03Z	\$225,000.00
	1914	2006-32	HOUSING REHABILITATION - ENGINEERING	Completed	14H	\$2,850.00
	1922	2006-33	NEIGHBORHOOD SIDEWALKS	Completed	03L	\$250,000.00
	1992	2006-37	197 COOKE STREET	Completed		\$24,336.25

U.S. DEPARTMENT OF HOUSING AND URBAN  
DEVELOPMENT  
OFFICE OF COMMUNITY PLANNING AND DEVELOPMENT  
PR08 - Grantee Summary Activity Report

DATE: 11/4/2020  
TIME: 3:16:47 PM  
PAGE: 71/124

IDIS

Grantee Activity Number	IDIS Activity - ID	Pgm Yr Project	Activity Name	Act Stat	Matrix Code	Drawn Amount
	1749	2001-43	SALVATORE - REHABILITATION	Completed		\$40,000.00
	1760	2001-43	INNER CITY HOLDINGS, LLC	Completed		\$120,000.00
	1874	2001-43	MARS HOLDINGS, LLC - REHABILITATION	Completed		\$254,080.00
	1875	2001-43	MAIN EAST ASSOCIATES, LLC - REHAB	Completed		\$260,779.50
	1827	2002-33	WILLOW STREET - REHABILITATION	Completed		\$354,462.00
	1803	2002-43	HARLAMON - REHABILITATION	Completed		\$41,968.90
	1805	2002-43	WHIPPLE - REHABILITATION	Completed		\$28,494.50
	1828	2002-43	CORSO - REHABILITATION	Completed		\$60,112.50
	1830	2002-43	PISANI - REHABILITATION	Completed		\$193,543.50
	1825	2004-31	OLD FARM RIDGE	Completed		\$40,650.00
	1826	2004-31	1569 THOMASTON AVENUE - REHABILITATION	Completed		\$492,900.30
	1817	2004-48	INTERIM ASSISTANCE	Completed	06	\$61,330.93
	1899	2004-49	NHS - AMERICAN DREAM DOWNPAYMENT INITIATIVE (ADDI)	Completed		\$100,000.00
	1814	2004-5	PUBLIC FACILITY IMPROVEMENTS - SCHOOLS	Completed	03Z	\$515,617.77
	1834	2004-9	NRZ COMMUNITY DEVELOPMENT PROJECTS	Completed	03Z	\$8,258.40
	1851	2005-25	ST. VINCENT DEPAUL SOCIETY	Completed		\$65,234.00
	1852	2005-26	SALVATION ARMY	Completed		\$10,404.00
	1861	2005-27	COMMERCIAL REHABILITATION	Completed	14E	\$150,000.00
	1863	2005-30	FIRE STATION IMPROVEMENTS	Completed	03Z	\$400,000.00
	1864	2005-33	PARK IMPROVEMENTS	Completed	03F	\$1,301,196.53
	1943	2005-37	471 WEST MAIN STREET, LLC	Completed		\$225,934.50
	1944	2005-37	79/81 ROYAL OAK DRIVE	Completed		\$80,259.50
	1945	2005-37	690 EAST MAIN STREET	Completed		\$156,731.65
	1946	2005-37	41 SECOND AVENUE	Completed		\$75,672.00
	1947	2005-37	202 WILLOW STEET	Completed		\$75,522.00
	1949	2005-37	46 INMAN AVENUE	Completed		\$177,855.00
	1950	2005-37	8 LOUNSBURY STREET	Completed		\$76,804.50
	1933	2006-19	WATERBURY SENIOR SHUTTLE	Completed	05A	\$88,320.33
	1931	2006-22	WOW COMMUNITY LEARNING CENTER	Completed	05Z	\$13,424.00
	1902	2006-27	ACQUISITION	Completed	01	\$50,280.00
	1906	2006-28	COMMERCIAL REHABILITATION	Completed	14E	\$155,732.09
	1908	2006-30	DEMOLITION	Completed	04	\$175,071.00
	1911	2006-31	FIRE STATION IMPROVEMENTS	Completed	03Z	\$225,000.00
	1914	2006-32	HOUSING REHABILITATION - ENGINEERING	Completed	14H	\$2,850.00
	1922	2006-33	NEIGHBORHOOD SIDEWALKS	Completed	03L	\$250,000.00
	1992	2006-37	197 COOKE STREET	Completed		\$24,336.25

U.S. DEPARTMENT OF HOUSING AND URBAN  
DEVELOPMENT  
OFFICE OF COMMUNITY PLANNING AND DEVELOPMENT  
PR08 - Grantee Summary Activity Report

DATE: 11/4/2020  
TIME: 3:16:47 PM  
PAGE: 72/124

IDIS

Grantee Activity Number	IDIS Activity - ID	Pgm Yr Project	Activity Name	Act Stat	Matrix Code	Date of Last Draw
	1749	2001-43	SALVATORE - REHABILITATION	Completed		05/29/2004
	1760	2001-43	INNER CITY HOLDINGS, LLC	Completed		01/29/2005
	1874	2001-43	MARS HOLDINGS, LLC - REHABILITATION	Completed		03/12/2009
	1875	2001-43	MAIN EAST ASSOCIATES, LLC - REHAB	Completed		06/15/2010
	1827	2002-33	WILLOW STREET - REHABILITATION	Completed		08/13/2008
	1803	2002-43	HARLAMON - REHABILITATION	Completed		12/16/2005
	1805	2002-43	WHIPPLE - REHABILITATION	Completed		04/14/2005
	1828	2002-43	CORSO - REHABILITATION	Completed		02/17/2006
	1830	2002-43	PISANI - REHABILITATION	Completed		04/09/2009
	1825	2004-31	OLD FARM RIDGE	Completed		10/12/2006
	1826	2004-31	1569 THOMASTON AVENUE - REHABILITATION	Completed		07/08/2009
	1817	2004-48	INTERIM ASSISTANCE	Completed	06	12/25/2008
	1899	2004-49	NHS - AMERICAN DREAM DOWNPAYMENT INITIATIVE (ADDI)	Completed		04/25/2008
	1814	2004-5	PUBLIC FACILITY IMPROVEMENTS - SCHOOLS	Completed	03Z	09/15/2007
	1834	2004-9	NRZ COMMUNITY DEVELOPMENT PROJECTS	Completed	03Z	06/21/2012
	1851	2005-25	ST. VINCENT DEPAUL SOCIETY	Completed		04/05/2006
	1852	2005-26	SALVATION ARMY	Completed		06/02/2006
	1861	2005-27	COMMERCIAL REHABILITATION	Completed	14E	09/17/2010
	1863	2005-30	FIRE STATION IMPROVEMENTS	Completed	03Z	02/10/2009
	1864	2005-33	PARK IMPROVEMENTS	Completed	03F	01/09/2010
	1943	2005-37	471 WEST MAIN STREET, LLC	Completed		05/14/2009
	1944	2005-37	79/81 ROYAL OAK DRIVE	Completed		09/23/2010
	1945	2005-37	690 EAST MAIN STREET	Completed		12/16/2011
	1946	2005-37	41 SECOND AVENUE	Completed		04/09/2009
	1947	2005-37	202 WILLOW STEET	Completed		11/06/2010
	1949	2005-37	46 INMAN AVENUE	Completed		03/04/2010
	1950	2005-37	8 LOUNSBURY STREET	Completed		01/09/2010
	1933	2006-19	WATERBURY SENIOR SHUTTLE	Completed	05A	02/15/2008
	1931	2006-22	WOW COMMUNITY LEARNING CENTER	Completed	05Z	06/25/2010
	1902	2006-27	ACQUISITION	Completed	01	07/15/2011
	1906	2006-28	COMMERCIAL REHABILITATION	Completed	14E	09/26/2013
	1908	2006-30	DEMOLITION	Completed	04	11/24/2009
	1911	2006-31	FIRE STATION IMPROVEMENTS	Completed	03Z	03/26/2009
	1914	2006-32	HOUSING REHABILITATION - ENGINEERING	Completed	14H	10/25/2007
	1922	2006-33	NEIGHBORHOOD SIDEWALKS	Completed	03L	09/19/2008
	1992	2006-37	197 COOKE STREET	Completed		05/06/2010

U.S. DEPARTMENT OF HOUSING AND URBAN  
DEVELOPMENT  
OFFICE OF COMMUNITY PLANNING AND DEVELOPMENT  
PR08 - Grantee Summary Activity Report

DATE: 11/4/2020  
TIME: 3:16:47 PM  
PAGE: 73/124

IDIS

Grantee Activity Number	IDIS Activity - ID	Pgm Yr Project	Activity Name	Act Stat	Matrix Code	Initial Funding Date
	1994	2006-37	1171 WEST MAIN STREET	Completed		04/04/08
	1995	2006-37	26 YATES AVENUE	Completed		04/04/08
	1996	2006-37	245 COLONIAL AVENUE, UNIT 1B	Completed		04/04/08
	1999	2006-37	59 ADDISON STREET - REHABILITATION	Completed		05/05/08
	2001	2006-37	103 MIDLAND ROAD - REHABILITATION	Completed		05/05/08
	2003	2006-37	48 CLIFTON AVENUE - REHABILITATION	Completed		05/05/08
	2007	2006-37	59 BALDWIN AVE. - REHABILITATION	Completed		06/09/08
	2009	2006-38	Hearth Homes of Waterbury	Completed		07/25/08
	1951	2007-1	ASPIRA OF CONNECTICUT, INC.	Completed	05D	02/06/08
	1960	2007-12	EMERGENCY RELOCATION	Completed	08	12/21/07
	1963	2007-16	FIRE STATION IMPROVEMENTS	Completed	03Z	02/06/08
	1964	2007-17	HOME ADMINISTRATION	Completed		02/06/08
	1977	2007-27	ST. VINCENT DEPAUL SOCIETY OF WTBY	Completed		02/06/08
	1980	2007-29	NEIGHBORHOOD SIDEWALKS	Completed	03L	02/06/08
	1982	2007-31	STREET RESURFACING/RECONSTRUCTION	Completed	03K	02/06/08
	1983	2007-32	WOW COMMUNITY LEARNING CENTER	Completed	05Z	02/06/08
	1985	2007-34	WATERBURY SENIOR SHUTTLE	Completed	05A	02/06/08
	2010	2007-37	271 TUDOR STREET - REHABILITATION	Completed		11/07/08
	2012	2007-37	65 WARNER STREET - REHABILITATION	Completed		11/07/08
	2013	2007-37	126 HADDAD ROAD - REHABILITATION	Completed		12/08/08
	2023	2008-10	HOME ADMINISTRATION	Completed		12/16/08
	2059	2008-11	NEIGHBORHOOD HOUSING SERVICES - CHDO OP.	Completed		03/23/09
	2127	2008-11	07/31/2014885 NORTH MAIN STREET	Completed		09/10/10
	2132	2008-11	Neighborhood Housing Services of Waterbury Inc. - CHDO Operating Expenses	Completed		09/22/10
	2049	2008-12	128 LONGMEADOW DRIVE - REHABILITATION	Completed		02/18/09
	2050	2008-12	874 COOKE STREET - REHABILITATION	Completed		02/11/09
	2051	2008-12	70 CESTARO STREET - REHABILITATION	Completed		02/18/09
	2052	2008-12	65 VALLEY VIEW DRIVE - REHABILITATION	Completed		02/18/09
	2054	2008-12	40 RICHARD TERRACE - REHABILITATION	Completed		02/23/09
	2055	2008-12	29 WEST FARMS STREET - REHABILITATION	Completed		05/04/09
	2058	2008-12	21 CATHY LANE - REHABILITATION	Completed		05/04/09
	2062	2008-12	263 ATWOOD AVENUE - REHABILITATION	Completed		10/20/09
	2063	2008-12	102 Fairview Street Rehabilitation	Completed		09/16/09
	2064	2008-12	482 Wolcott Street - Rehabilitation	Completed		09/16/09
	2065	2008-12	31 Sheldon Street - Rehabilitation	Completed		09/16/09
	2074	2008-12	12 Shelley Street - Rehabilitation	Completed		10/29/09

U.S. DEPARTMENT OF HOUSING AND URBAN  
DEVELOPMENT  
OFFICE OF COMMUNITY PLANNING AND DEVELOPMENT  
PR08 - Grantee Summary Activity Report

DATE: 11/4/2020  
TIME: 3:16:47 PM  
PAGE: 74/124

IDIS

Grantee Activity Number	IDIS Activity - ID	Pgm Yr Project	Activity Name	Act Stat	Matrix Code	Funded Amount
	1994	2006-37	1171 WEST MAIN STREET	Completed		\$31,481.50
	1995	2006-37	26 YATES AVENUE	Completed		\$127,636.85
	1996	2006-37	245 COLONIAL AVENUE, UNIT 1B	Completed		\$16,849.65
	1999	2006-37	59 ADDISON STREET - REHABILITATION	Completed		\$19,860.00
	2001	2006-37	103 MIDLAND ROAD - REHABILITATION	Completed		\$20,418.00
	2003	2006-37	48 CLIFTON AVENUE - REHABILITATION	Completed		\$33,666.85
	2007	2006-37	59 BALDWIN AVE. - REHABILITATION	Completed		\$26,754.00
	2009	2006-38	Hearth Homes of Waterbury	Completed		\$1,508,980.25
	1951	2007-1	ASPIRA OF CONNECTICUT, INC.	Completed	05D	\$7,391.56
	1960	2007-12	EMERGENCY RELOCATION	Completed	08	\$121,560.26
	1963	2007-16	FIRE STATION IMPROVEMENTS	Completed	03Z	\$30,000.00
	1964	2007-17	HOME ADMINISTRATION	Completed		\$98,883.44
	1977	2007-27	ST. VINCENT DEPAUL SOCIETY OF WTBY	Completed		\$64,822.00
	1980	2007-29	NEIGHBORHOOD SIDEWALKS	Completed	03L	\$500,000.00
	1982	2007-31	STREET RESURFACING/RECONSTRUCTION	Completed	03K	\$499,999.36
	1983	2007-32	WOW COMMUNITY LEARNING CENTER	Completed	05Z	\$15,000.00
	1985	2007-34	WATERBURY SENIOR SHUTTLE	Completed	05A	\$115,000.00
	2010	2007-37	271 TUDOR STREET - REHABILITATION	Completed		\$9,915.90
	2012	2007-37	65 WARNER STREET - REHABILITATION	Completed		\$18,935.50
	2013	2007-37	126 HADDAD ROAD - REHABILITATION	Completed		\$23,897.00
	2023	2008-10	HOME ADMINISTRATION	Completed		\$95,828.49
	2059	2008-11	NEIGHBORHOOD HOUSING SERVICES - CHDO OP.	Completed		\$40,000.00
	2127	2008-11	07/31/2014885 NORTH MAIN STREET	Completed		\$695,554.65
	2132	2008-11	Neighborhood Housing Services of Waterbury Inc. - CHDO Operating Expenses	Completed		\$49,000.00
	2049	2008-12	128 LONGMEADOW DRIVE - REHABILITATION	Completed		\$19,002.00
	2050	2008-12	874 COOKE STREET - REHABILITATION	Completed		\$32,817.50
	2051	2008-12	70 CESTARO STREET - REHABILITATION	Completed		\$26,208.15
	2052	2008-12	65 VALLEY VIEW DRIVE - REHABILITATION	Completed		\$29,362.95
	2054	2008-12	40 RICHARD TERRACE - REHABILITATION	Completed		\$21,161.70
	2055	2008-12	29 WEST FARMS STREET - REHABILITATION	Completed		\$68,661.70
	2058	2008-12	21 CATHY LANE - REHABILITATION	Completed		\$16,671.60
	2062	2008-12	263 ATWOOD AVENUE - REHABILITATION	Completed		\$46,981.95
	2063	2008-12	102 Fairview Street Rehabilitation	Completed		\$85,084.54
	2064	2008-12	482 Wolcott Street - Rehabilitation	Completed		\$30,961.70
	2065	2008-12	31 Sheldon Street - Rehabilitation	Completed		\$27,305.85
	2074	2008-12	12 Shelley Street - Rehabilitation	Completed		\$86,341.50

U.S. DEPARTMENT OF HOUSING AND URBAN  
DEVELOPMENT  
OFFICE OF COMMUNITY PLANNING AND DEVELOPMENT  
PR08 - Grantee Summary Activity Report

DATE: 11/4/2020  
TIME: 3:16:47 PM  
PAGE: 75/124

IDIS

Grantee Activity Number	IDIS Activity - ID	Pgm Yr Project	Activity Name	Act Stat	Matrix Code	Drawn Amount
	1994	2006-37	1171 WEST MAIN STREET	Completed		\$31,481.50
	1995	2006-37	26 YATES AVENUE	Completed		\$127,636.85
	1996	2006-37	245 COLONIAL AVENUE, UNIT 1B	Completed		\$16,849.65
	1999	2006-37	59 ADDISON STREET - REHABILITATION	Completed		\$19,860.00
	2001	2006-37	103 MIDLAND ROAD - REHABILITATION	Completed		\$20,418.00
	2003	2006-37	48 CLIFTON AVENUE - REHABILITATION	Completed		\$33,666.85
	2007	2006-37	59 BALDWIN AVE. - REHABILITATION	Completed		\$26,754.00
	2009	2006-38	Hearth Homes of Waterbury	Completed		\$1,508,980.25
	1951	2007-1	ASPIRA OF CONNECTICUT, INC.	Completed	05D	\$7,391.56
	1960	2007-12	EMERGENCY RELOCATION	Completed	08	\$121,560.26
	1963	2007-16	FIRE STATION IMPROVEMENTS	Completed	03Z	\$30,000.00
	1964	2007-17	HOME ADMINISTRATION	Completed		\$98,883.44
	1977	2007-27	ST. VINCENT DEPAUL SOCIETY OF WTBY	Completed		\$64,822.00
	1980	2007-29	NEIGHBORHOOD SIDEWALKS	Completed	03L	\$500,000.00
	1982	2007-31	STREET RESURFACING/RECONSTRUCTION	Completed	03K	\$499,999.36
	1983	2007-32	WOW COMMUNITY LEARNING CENTER	Completed	05Z	\$15,000.00
	1985	2007-34	WATERBURY SENIOR SHUTTLE	Completed	05A	\$115,000.00
	2010	2007-37	271 TUDOR STREET - REHABILITATION	Completed		\$9,915.90
	2012	2007-37	65 WARNER STREET - REHABILITATION	Completed		\$18,935.50
	2013	2007-37	126 HADDAD ROAD - REHABILITATION	Completed		\$23,897.00
	2023	2008-10	HOME ADMINISTRATION	Completed		\$95,828.49
	2059	2008-11	NEIGHBORHOOD HOUSING SERVICES - CHDO OP.	Completed		\$40,000.00
	2127	2008-11	07/31/2014885 NORTH MAIN STREET	Completed		\$695,554.65
	2132	2008-11	Neighborhood Housing Services of Waterbury Inc. - CHDO Operating Expenses	Completed		\$49,000.00
	2049	2008-12	128 LONGMEADOW DRIVE - REHABILITATION	Completed		\$19,002.00
	2050	2008-12	874 COOKE STREET - REHABILITATION	Completed		\$32,817.50
	2051	2008-12	70 CESTARO STREET - REHABILITATION	Completed		\$26,208.15
	2052	2008-12	65 VALLEY VIEW DRIVE - REHABILITATION	Completed		\$29,362.95
	2054	2008-12	40 RICHARD TERRACE - REHABILITATION	Completed		\$21,161.70
	2055	2008-12	29 WEST FARMS STREET - REHABILITATION	Completed		\$68,661.70
	2058	2008-12	21 CATHY LANE - REHABILITATION	Completed		\$16,671.60
	2062	2008-12	263 ATWOOD AVENUE - REHABILITATION	Completed		\$46,981.95
	2063	2008-12	102 Fairview Street Rehabilitation	Completed		\$85,084.54
	2064	2008-12	482 Wolcott Street - Rehabilitation	Completed		\$30,961.70
	2065	2008-12	31 Sheldon Street - Rehabilitation	Completed		\$27,305.85
	2074	2008-12	12 Shelley Street - Rehabilitation	Completed		\$86,341.50

U.S. DEPARTMENT OF HOUSING AND URBAN  
DEVELOPMENT  
OFFICE OF COMMUNITY PLANNING AND DEVELOPMENT  
PR08 - Grantee Summary Activity Report

DATE: 11/4/2020  
TIME: 3:16:47 PM  
PAGE: 76/124

IDIS

Grantee Activity Number	IDIS Activity - ID	Pgm Yr Project	Activity Name	Act Stat	Matrix Code	Date of Last Draw
	1994	2006-37	1171 WEST MAIN STREET	Completed		03/12/2009
	1995	2006-37	26 YATES AVENUE	Completed		07/13/2012
	1996	2006-37	245 COLONIAL AVENUE, UNIT 1B	Completed		05/14/2009
	1999	2006-37	59 ADDISON STREET - REHABILITATION	Completed		03/12/2009
	2001	2006-37	103 MIDLAND ROAD - REHABILITATION	Completed		01/07/2009
	2003	2006-37	48 CLIFTON AVENUE - REHABILITATION	Completed		08/12/2011
	2007	2006-37	59 BALDWIN AVE. - REHABILITATION	Completed		03/04/2010
	2009	2006-38	Hearth Homes of Waterbury	Completed		09/11/2014
	1951	2007-1	ASPIRA OF CONNECTICUT, INC.	Completed	05D	05/16/2008
	1960	2007-12	EMERGENCY RELOCATION	Completed	08	12/25/2008
	1963	2007-16	FIRE STATION IMPROVEMENTS	Completed	03Z	06/10/2009
	1964	2007-17	HOME ADMINISTRATION	Completed		02/10/2009
	1977	2007-27	ST. VINCENT DEPAUL SOCIETY OF WTBY	Completed		08/13/2008
	1980	2007-29	NEIGHBORHOOD SIDEWALKS	Completed	03L	06/25/2010
	1982	2007-31	STREET RESURFACING/RECONSTRUCTION	Completed	03K	03/19/2009
	1983	2007-32	WOW COMMUNITY LEARNING CENTER	Completed	05Z	06/25/2010
	1985	2007-34	WATERBURY SENIOR SHUTTLE	Completed	05A	02/10/2009
	2010	2007-37	271 TUDOR STREET - REHABILITATION	Completed		12/03/2010
	2012	2007-37	65 WARNER STREET - REHABILITATION	Completed		07/08/2009
	2013	2007-37	126 HADDAD ROAD - REHABILITATION	Completed		07/08/2009
	2023	2008-10	HOME ADMINISTRATION	Completed		01/12/2011
	2059	2008-11	NEIGHBORHOOD HOUSING SERVICES - CHDO OP.	Completed		10/23/2009
	2127	2008-11	07/31/2014885 NORTH MAIN STREET	Completed		10/17/2014
	2132	2008-11	Neighborhood Housing Services of Waterbury Inc. - CHDO Operating Expenses	Completed		06/18/2011
	2049	2008-12	128 LONGMEADOW DRIVE - REHABILITATION	Completed		07/21/2010
	2050	2008-12	874 COOKE STREET - REHABILITATION	Completed		01/26/2011
	2051	2008-12	70 CESTARO STREET - REHABILITATION	Completed		06/15/2010
	2052	2008-12	65 VALLEY VIEW DRIVE - REHABILITATION	Completed		07/21/2010
	2054	2008-12	40 RICHARD TERRACE - REHABILITATION	Completed		07/21/2010
	2055	2008-12	29 WEST FARMS STREET - REHABILITATION	Completed		07/13/2012
	2058	2008-12	21 CATHY LANE - REHABILITATION	Completed		03/04/2010
	2062	2008-12	263 ATWOOD AVENUE - REHABILITATION	Completed		08/12/2011
	2063	2008-12	102 Fairview Street Rehabilitation	Completed		06/21/2012
	2064	2008-12	482 Wolcott Street - Rehabilitation	Completed		06/15/2010
	2065	2008-12	31 Sheldon Street - Rehabilitation	Completed		01/26/2011
	2074	2008-12	12 Shelley Street - Rehabilitation	Completed		09/22/2011

U.S. DEPARTMENT OF HOUSING AND URBAN  
DEVELOPMENT  
OFFICE OF COMMUNITY PLANNING AND DEVELOPMENT  
PR08 - Grantee Summary Activity Report

DATE: 11/4/2020  
TIME: 3:16:47 PM  
PAGE: 77/124

IDIS

Grantee Activity Number	IDIS Activity - ID	Pgm Yr Project	Activity Name	Act Stat	Matrix Code	Initial Funding Date
	2075	2008-12	71 Ward Street - Rehabilitation	Completed		10/29/09
	2113	2008-12	148 Courtland Avenue	Completed		04/07/10
	2115	2008-12	154 RUSSELL STREET	Completed		02/08/10
	2116	2008-12	66 LUND AVENUE	Completed		03/02/10
	2117	2008-12	60 LOCKHART AVENUE	Completed		03/03/10
	2118	2008-12	9 CROWN STREET	Completed		03/03/10
	2122	2008-12	33 Birchwood Street	Completed		08/04/10
	2123	2008-12	288 WALL STREET	Completed		08/09/10
	2124	2008-12	51 Summit Street	Completed		08/17/10
	2126	2008-12	1422 Highland Avenue	Completed		09/08/10
	2025	2008-13	INTERIM ASSISTANCE	Completed	06	12/16/08
	2026	2008-14	IN-THE-MAKING	Completed	19C	12/16/08
	2027	2008-15	LA CASA BIENVENIDA	Completed	05A	12/16/08
	2028	2008-16	LITERACY VOLUNTEERS	Completed	05Z	12/16/08
	2029	2008-17	MATTATUCK HISTORICAL SOCIETY	Completed	05D	12/16/08
	2030	2008-18	MATTATUCK SENIOR CENTER, INC.	Completed	05A	12/16/08
	2031	2008-19	MORRIS FOUNDATION (CDBG)	Completed	05F	12/16/08
	2032	2008-19	MORRIS FOUNDATION (ESG)	Completed		12/16/08
	2014	2008-2	ASPIRA OF CONNECTICUT, INC.	Completed	05D	12/16/08
	2033	2008-20	MT. OLIVE SENIOR CENTER	Completed	05A	12/16/08
	2060	2008-21	NHS OF WATERBURY, INC.	Completed	05Z	03/24/09
	2034	2008-22	PARK IMPROVEMENTS	Completed	03F	12/16/08
	2035	2008-23	NEIGHBORHOOD SIDEWALKS	Completed	03L	12/16/08
	2036	2008-24	POLICE ACTIVITY LEAGUE OF WATERBURY, INC	Completed	05D	12/16/08
	2046	2008-25	BRASS CITY HARVEST	Completed	03E	12/16/08
	2037	2008-26	SAFE HAVEN OF GTR WATERBURY, INC. (CDBG)	Completed	05Z	12/16/08
	2038	2008-26	SAFE HAVEN OF GTR WATERBURY, INC. (ESG)	Completed		12/16/08
	2039	2008-27	SALVATION ARMY (ESG)	Completed		12/16/08
	2040	2008-28	ST. MARGARET/WILLOW PLAZA NRZ	Completed	05Z	12/16/08
	2041	2008-29	ST. VINCENT DEPAUL SOCIETY OF WTBY	Completed		12/16/08
	2015	2008-3	CHILDREN'S COMMUNITY SCHOOL	Completed	05D	12/16/08
	2042	2008-30	STAYWELL HEALTH CARE, INC.	Completed	05M	12/16/08
	2048	2008-31	WOW COMMUNITY LEARNING CENTER	Completed	05Z	12/16/08
	2043	2008-32	WATERBURY DAY NURSERY	Completed	05D	12/16/08
	2047	2008-33	WATERBURY SENIOR SHUTTLE	Completed	05A	12/16/08
	2044	2008-34	WATERBURY YOUTH SERVICES	Completed	05D	12/16/08



U.S. DEPARTMENT OF HOUSING AND URBAN  
DEVELOPMENT  
OFFICE OF COMMUNITY PLANNING AND DEVELOPMENT  
PR08 - Grantee Summary Activity Report

DATE: 11/4/2020  
TIME: 3:16:47 PM  
PAGE: 78/124

IDIS

Grantee Activity Number	IDIS Activity - ID	Pgm Yr Project	Activity Name	Act Stat	Matrix Code	Funded Amount
	2075	2008-12	71 Ward Street - Rehabilitation	Completed		\$84,662.65
	2113	2008-12	148 Courtland Avenue	Completed		\$27,934.80
	2115	2008-12	154 RUSSELL STREET	Completed		\$29,905.95
	2116	2008-12	66 LUND AVENUE	Completed		\$21,837.00
	2117	2008-12	60 LOCKHART AVENUE	Completed		\$26,998.70
	2118	2008-12	9 CROWN STREET	Completed		\$34,587.75
	2122	2008-12	33 Birchwood Street	Completed		\$34,619.95
	2123	2008-12	288 WALL STREET	Completed		\$23,632.55
	2124	2008-12	51 Summit Street	Completed		\$33,343.05
	2126	2008-12	1422 Highland Avenue	Completed		\$31,869.30
	2025	2008-13	INTERIM ASSISTANCE	Completed	06	\$14,359.05
	2026	2008-14	IN-THE-MAKING	Completed	19C	\$25,786.00
	2027	2008-15	LA CASA BIENVENIDA	Completed	05A	\$15,000.00
	2028	2008-16	LITERACY VOLUNTEERS	Completed	05Z	\$5,500.00
	2029	2008-17	MATTATUCK HISTORICAL SOCIETY	Completed	05D	\$9,000.00
	2030	2008-18	MATTATUCK SENIOR CENTER, INC.	Completed	05A	\$8,551.44
	2031	2008-19	MORRIS FOUNDATION (CDBG)	Completed	05F	\$11,000.00
	2032	2008-19	MORRIS FOUNDATION (ESG)	Completed		\$3,891.00
	2014	2008-2	ASPIRA OF CONNECTICUT, INC.	Completed	05D	\$7,000.00
	2033	2008-20	MT. OLIVE SENIOR CENTER	Completed	05A	\$15,000.00
	2060	2008-21	NHS OF WATERBURY, INC.	Completed	05Z	\$10,000.00
	2034	2008-22	PARK IMPROVEMENTS	Completed	03F	\$453,589.22
	2035	2008-23	NEIGHBORHOOD SIDEWALKS	Completed	03L	\$531,879.72
	2036	2008-24	POLICE ACTIVITY LEAGUE OF WATERBURY, INC	Completed	05D	\$25,000.00
	2046	2008-25	BRASS CITY HARVEST	Completed	03E	\$110,000.00
	2037	2008-26	SAFE HAVEN OF GTR WATERBURY, INC. (CDBG)	Completed	05Z	\$11,000.00
	2038	2008-26	SAFE HAVEN OF GTR WATERBURY, INC. (ESG)	Completed		\$5,502.00
	2039	2008-27	SALVATION ARMY (ESG)	Completed		\$10,367.00
	2040	2008-28	ST. MARGARET/WILLOW PLAZA NRZ	Completed	05Z	\$15,000.00
	2041	2008-29	ST. VINCENT DEPAUL SOCIETY OF WTBY	Completed		\$64,987.00
	2015	2008-3	CHILDREN'S COMMUNITY SCHOOL	Completed	05D	\$10,000.00
	2042	2008-30	STAYWELL HEALTH CARE, INC.	Completed	05M	\$8,000.00
	2048	2008-31	WOW COMMUNITY LEARNING CENTER	Completed	05Z	\$14,796.00
	2043	2008-32	WATERBURY DAY NURSERY	Completed	05D	\$6,000.00
	2047	2008-33	WATERBURY SENIOR SHUTTLE	Completed	05A	\$110,000.00
	2044	2008-34	WATERBURY YOUTH SERVICES	Completed	05D	\$10,000.00

U.S. DEPARTMENT OF HOUSING AND URBAN  
DEVELOPMENT  
OFFICE OF COMMUNITY PLANNING AND DEVELOPMENT  
PR08 - Grantee Summary Activity Report

DATE: 11/4/2020  
TIME: 3:16:47 PM  
PAGE: 79/124

IDIS

Grantee Activity Number	IDIS Activity - ID	Pgm Yr Project	Activity Name	Act Stat	Matrix Code	Drawn Amount
	2075	2008-12	71 Ward Street - Rehabilitation	Completed		\$84,662.65
	2113	2008-12	148 Courtland Avenue	Completed		\$27,934.80
	2115	2008-12	154 RUSSELL STREET	Completed		\$29,905.95
	2116	2008-12	66 LUND AVENUE	Completed		\$21,837.00
	2117	2008-12	60 LOCKHART AVENUE	Completed		\$26,998.70
	2118	2008-12	9 CROWN STREET	Completed		\$34,587.75
	2122	2008-12	33 Birchwood Street	Completed		\$34,619.95
	2123	2008-12	288 WALL STREET	Completed		\$23,632.55
	2124	2008-12	51 Summit Street	Completed		\$33,343.05
	2126	2008-12	1422 Highland Avenue	Completed		\$31,869.30
	2025	2008-13	INTERIM ASSISTANCE	Completed	06	\$14,359.05
	2026	2008-14	IN-THE-MAKING	Completed	19C	\$25,786.00
	2027	2008-15	LA CASA BIENVENIDA	Completed	05A	\$15,000.00
	2028	2008-16	LITERACY VOLUNTEERS	Completed	05Z	\$5,500.00
	2029	2008-17	MATTATUCK HISTORICAL SOCIETY	Completed	05D	\$9,000.00
	2030	2008-18	MATTATUCK SENIOR CENTER, INC.	Completed	05A	\$8,551.44
	2031	2008-19	MORRIS FOUNDATION (CDBG)	Completed	05F	\$11,000.00
	2032	2008-19	MORRIS FOUNDATION (ESG)	Completed		\$3,891.00
	2014	2008-2	ASPIRA OF CONNECTICUT, INC.	Completed	05D	\$7,000.00
	2033	2008-20	MT. OLIVE SENIOR CENTER	Completed	05A	\$15,000.00
	2060	2008-21	NHS OF WATERBURY, INC.	Completed	05Z	\$10,000.00
	2034	2008-22	PARK IMPROVEMENTS	Completed	03F	\$453,589.22
	2035	2008-23	NEIGHBORHOOD SIDEWALKS	Completed	03L	\$531,879.72
	2036	2008-24	POLICE ACTIVITY LEAGUE OF WATERBURY, INC	Completed	05D	\$25,000.00
	2046	2008-25	BRASS CITY HARVEST	Completed	03E	\$110,000.00
	2037	2008-26	SAFE HAVEN OF GTR WATERBURY, INC. (CDBG)	Completed	05Z	\$11,000.00
	2038	2008-26	SAFE HAVEN OF GTR WATERBURY, INC. (ESG)	Completed		\$5,502.00
	2039	2008-27	SALVATION ARMY (ESG)	Completed		\$10,367.00
	2040	2008-28	ST. MARGARET/WILLOW PLAZA NRZ	Completed	05Z	\$15,000.00
	2041	2008-29	ST. VINCENT DEPAUL SOCIETY OF WTBY	Completed		\$64,987.00
	2015	2008-3	CHILDREN'S COMMUNITY SCHOOL	Completed	05D	\$10,000.00
	2042	2008-30	STAYWELL HEALTH CARE, INC.	Completed	05M	\$8,000.00
	2048	2008-31	WOW COMMUNITY LEARNING CENTER	Completed	05Z	\$14,796.00
	2043	2008-32	WATERBURY DAY NURSERY	Completed	05D	\$6,000.00
	2047	2008-33	WATERBURY SENIOR SHUTTLE	Completed	05A	\$110,000.00
	2044	2008-34	WATERBURY YOUTH SERVICES	Completed	05D	\$10,000.00

U.S. DEPARTMENT OF HOUSING AND URBAN  
DEVELOPMENT  
OFFICE OF COMMUNITY PLANNING AND DEVELOPMENT  
PR08 - Grantee Summary Activity Report

DATE: 11/4/2020  
TIME: 3:16:47 PM  
PAGE: 80/124

IDIS

Grantee Activity Number	IDIS Activity - ID	Pgm Yr Project	Activity Name	Act Stat	Matrix Code	Date of Last Draw
	2075	2008-12	71 Ward Street - Rehabilitation	Completed		03/27/2019
	2113	2008-12	148 Courtland Avenue	Completed		01/26/2011
	2115	2008-12	154 RUSSELL STREET	Completed		02/17/2011
	2116	2008-12	66 LUND AVENUE	Completed		06/18/2011
	2117	2008-12	60 LOCKHART AVENUE	Completed		02/17/2011
	2118	2008-12	9 CROWN STREET	Completed		11/18/2011
	2122	2008-12	33 Birchwood Street	Completed		12/02/2011
	2123	2008-12	288 WALL STREET	Completed		12/02/2011
	2124	2008-12	51 Summit Street	Completed		12/18/2012
	2126	2008-12	1422 Highland Avenue	Completed		09/22/2011
	2025	2008-13	INTERIM ASSISTANCE	Completed	06	07/15/2009
	2026	2008-14	IN-THE-MAKING	Completed	19C	10/07/2009
	2027	2008-15	LA CASA BIENVENIDA	Completed	05A	11/17/2009
	2028	2008-16	LITERACY VOLUNTEERS	Completed	05Z	10/23/2009
	2029	2008-17	MATTATUCK HISTORICAL SOCIETY	Completed	05D	06/10/2009
	2030	2008-18	MATTATUCK SENIOR CENTER, INC.	Completed	05A	10/23/2009
	2031	2008-19	MORRIS FOUNDATION (CDBG)	Completed	05F	02/10/2009
	2032	2008-19	MORRIS FOUNDATION (ESG)	Completed		02/10/2009
	2014	2008-2	ASPIRA OF CONNECTICUT, INC.	Completed	05D	08/05/2009
	2033	2008-20	MT. OLIVE SENIOR CENTER	Completed	05A	10/07/2009
	2060	2008-21	NHS OF WATERBURY, INC.	Completed	05Z	10/23/2009
	2034	2008-22	PARK IMPROVEMENTS	Completed	03F	11/01/2011
	2035	2008-23	NEIGHBORHOOD SIDEWALKS	Completed	03L	07/25/2013
	2036	2008-24	POLICE ACTIVITY LEAGUE OF WATERBURY, INC	Completed	05D	06/17/2009
	2046	2008-25	BRASS CITY HARVEST	Completed	03E	12/21/2010
	2037	2008-26	SAFE HAVEN OF GTR WATERBURY, INC. (CDBG)	Completed	05Z	04/22/2009
	2038	2008-26	SAFE HAVEN OF GTR WATERBURY, INC. (ESG)	Completed		04/29/2009
	2039	2008-27	SALVATION ARMY (ESG)	Completed		10/07/2009
	2040	2008-28	ST. MARGARET/WILLOW PLAZA NRZ	Completed	05Z	11/17/2009
	2041	2008-29	ST. VINCENT DEPAUL SOCIETY OF WTBY	Completed		06/10/2009
	2015	2008-3	CHILDREN'S COMMUNITY SCHOOL	Completed	05D	07/08/2009
	2042	2008-30	STAYWELL HEALTH CARE, INC.	Completed	05M	07/08/2009
	2048	2008-31	WOW COMMUNITY LEARNING CENTER	Completed	05Z	06/25/2010
	2043	2008-32	WATERBURY DAY NURSERY	Completed	05D	02/10/2009
	2047	2008-33	WATERBURY SENIOR SHUTTLE	Completed	05A	01/09/2010
	2044	2008-34	WATERBURY YOUTH SERVICES	Completed	05D	10/23/2009

U.S. DEPARTMENT OF HOUSING AND URBAN  
DEVELOPMENT  
OFFICE OF COMMUNITY PLANNING AND DEVELOPMENT  
PR08 - Grantee Summary Activity Report

DATE: 11/4/2020  
TIME: 3:16:47 PM  
PAGE: 81/124

IDIS

Grantee Activity Number	IDIS Activity - ID	Pgm Yr Project	Activity Name	Act Stat	Matrix Code	Initial Funding Date
	2045	2008-35	WELLPATH, INC.	Completed	05D	12/16/08
	2119	2008-37	Administration	Completed	21A	
	2129	2008-39	Volubilis Foods, Inc.	Completed	18A	
	2016	2008-4	DEMOLITION	Completed	04	12/16/08
	2230	2008-40	Public Facility Improvement - Purchase of Fire Protection Equipment	Completed	03O	
	2017	2008-5	EMERGENCY RELOCATION	Completed	08	12/16/08
	2018	2008-6	FAMILY SERVICES OF GTR WATERBURY (CDBG)	Completed	05N	12/16/08
	2019	2008-6	FAMILY SERVICES OF GREATER WATERBURY	Completed	05Z	12/16/08
	2020	2008-7	FIRE STATION IMPROVEMENTS	Completed	03Z	12/16/08
	2021	2008-8	GENERAL ADMINISTRATION	Completed	21A	12/16/08
	2022	2008-9	GREATER WATERBURY INTERFAITH MINISTRIES	Completed	05Z	12/16/08
	2067	2009-1	HPRP-HP Salvation Army	Completed		
	2081	2009-10	Demolition	Completed	04	01/07/10
	2082	2009-11	Downtown Awning Program	Completed	14E	01/07/10
	2083	2009-12	Downtown Facade Program	Completed	14E	01/07/10
	2084	2009-13	Emergency Relocation	Completed	08	01/07/10
	2090	2009-14	In-The-Making	Completed	19C	01/07/10
	2085	2009-15	Family Services of Greater Waterbury	Completed	05Z	01/07/10
	2086	2009-16	Fire Station Improvements	Completed	03Z	01/07/10
	2087	2009-17	General Administration	Completed	21A	01/07/10
	2088	2009-18	Greater Waterbury Interfaith Ministries, Inc.	Completed	05Z	01/07/10
	2089	2009-19	HOME Administration	Completed		01/07/10
	2068	2009-2	HPRP-HA St. Vincent DePaul Mission	Completed		
	2125	2009-20	Loyola Development CHDO Operating Expenses	Completed		09/23/10
	2174	2009-21	199 PEACH ORCHARD ROAD	Completed		02/16/11
	2175	2009-21	11 BYRNESIDE AVENUE	Completed		02/16/11
	2176	2009-21	87 Melrose Avenue	Completed		04/26/11
	2177	2009-21	67 Corona Drive	Completed		04/26/11
	2178	2009-21	168 Tracy Avenue	Completed		04/26/11
	2180	2009-21	11 Joy Road	Completed		05/18/11
	2184	2009-21	168 Mulloy Road, Unit # 4	Completed		08/23/11
	2274	2009-21	24 Lampson Street	Completed		11/20/12
	2091	2009-23	La Casa Bienvenida	Completed	05A	01/07/10
	2092	2009-24	Literacy Volunteers	Completed	05Z	01/07/10
	2093	2009-25	Mattatuck Historical Society	Completed	05D	01/07/10
	2094	2009-26	Mattatuck Senior Center	Completed	05A	01/07/10

U.S. DEPARTMENT OF HOUSING AND URBAN  
DEVELOPMENT  
OFFICE OF COMMUNITY PLANNING AND DEVELOPMENT  
PR08 - Grantee Summary Activity Report

DATE: 11/4/2020  
TIME: 3:16:47 PM  
PAGE: 82/124

IDIS

Grantee Activity Number	IDIS Activity - ID	Pgm Yr Project	Activity Name	Act Stat	Matrix Code	Funded Amount
	2045	2008-35	WELLPATH, INC.	Completed	05D	\$10,000.00
	2119	2008-37	Administration	Completed	21A	\$0.00
	2129	2008-39	Volubilis Foods, Inc.	Completed	18A	\$0.00
	2016	2008-4	DEMOLITION	Completed	04	\$200,000.00
	2230	2008-40	Public Facility Improvement - Purchase of Fire Protection Equipment	Completed	03O	\$0.00
	2017	2008-5	EMERGENCY RELOCATION	Completed	08	\$271,028.74
	2018	2008-6	FAMILY SERVICES OF GTR WATERBURY (CDBG)	Completed	05N	\$8,000.00
	2019	2008-6	FAMILY SERVICES OF GREATER WATERBURY	Completed	05Z	\$14,999.00
	2020	2008-7	FIRE STATION IMPROVEMENTS	Completed	03Z	\$175,000.00
	2021	2008-8	GENERAL ADMINISTRATION	Completed	21A	\$446,097.35
	2022	2008-9	GREATER WATERBURY INTERFAITH MINISTRIES	Completed	05Z	\$25,000.00
	2067	2009-1	HPRP-HP Salvation Army	Completed		\$0.00
	2081	2009-10	Demolition	Completed	04	\$200,000.00
	2082	2009-11	Downtown Awning Program	Completed	14E	\$1,290.00
	2083	2009-12	Downtown Facade Program	Completed	14E	\$126,198.60
	2084	2009-13	Emergency Relocation	Completed	08	\$503,769.50
	2090	2009-14	In-The-Making	Completed	19C	\$19,643.00
	2085	2009-15	Family Services of Greater Waterbury	Completed	05Z	\$13,500.00
	2086	2009-16	Fire Station Improvements	Completed	03Z	\$350,000.00
	2087	2009-17	General Administration	Completed	21A	\$404,608.11
	2088	2009-18	Greater Waterbury Interfaith Ministries, Inc.	Completed	05Z	\$25,000.00
	2089	2009-19	HOME Administration	Completed		\$108,006.77
	2068	2009-2	HPRP-HA St. Vincent DePaul Mission	Completed		\$0.00
	2125	2009-20	Loyola Development CHDO Operating Expenses	Completed		\$49,000.00
	2174	2009-21	199 PEACH ORCHARD ROAD	Completed		\$17,304.75
	2175	2009-21	11 BYRNESIDE AVENUE	Completed		\$27,485.15
	2176	2009-21	87 Melrose Avenue	Completed		\$22,351.15
	2177	2009-21	67 Corona Drive	Completed		\$26,238.20
	2178	2009-21	168 Tracy Avenue	Completed		\$25,556.20
	2180	2009-21	11 Joy Road	Completed		\$28,139.60
	2184	2009-21	168 Mulloy Road, Unit # 4	Completed		\$8,885.00
	2274	2009-21	24 Lampson Street	Completed		\$45,183.05
	2091	2009-23	La Casa Bienvenida	Completed	05A	\$15,000.00
	2092	2009-24	Literacy Volunteers	Completed	05Z	\$7,500.00
	2093	2009-25	Mattatuck Historical Society	Completed	05D	\$5,000.00
	2094	2009-26	Mattatuck Senior Center	Completed	05A	\$8,942.44

U.S. DEPARTMENT OF HOUSING AND URBAN  
DEVELOPMENT  
OFFICE OF COMMUNITY PLANNING AND DEVELOPMENT  
PR08 - Grantee Summary Activity Report

DATE: 11/4/2020  
TIME: 3:16:47 PM  
PAGE: 83/124

IDIS

Grantee Activity Number	IDIS Activity - ID	Pgm Yr Project	Activity Name	Act Stat	Matrix Code	Drawn Amount
	2045	2008-35	WELLPATH, INC.	Completed	05D	\$10,000.00
	2119	2008-37	Administration	Completed	21A	\$0.00
	2129	2008-39	Volubilis Foods, Inc.	Completed	18A	\$0.00
	2016	2008-4	DEMOLITION	Completed	04	\$200,000.00
	2230	2008-40	Public Facility Improvement - Purchase of Fire Protection Equipment	Completed	03O	\$0.00
	2017	2008-5	EMERGENCY RELOCATION	Completed	08	\$271,028.74
	2018	2008-6	FAMILY SERVICES OF GTR WATERBURY (CDBG)	Completed	05N	\$8,000.00
	2019	2008-6	FAMILY SERVICES OF GREATER WATERBURY	Completed	05Z	\$14,999.00
	2020	2008-7	FIRE STATION IMPROVEMENTS	Completed	03Z	\$175,000.00
	2021	2008-8	GENERAL ADMINISTRATION	Completed	21A	\$446,097.35
	2022	2008-9	GREATER WATERBURY INTERFAITH MINISTRIES	Completed	05Z	\$25,000.00
	2067	2009-1	HPRP-HP Salvation Army	Completed		\$0.00
	2081	2009-10	Demolition	Completed	04	\$200,000.00
	2082	2009-11	Downtown Awning Program	Completed	14E	\$1,290.00
	2083	2009-12	Downtown Facade Program	Completed	14E	\$126,198.60
	2084	2009-13	Emergency Relocation	Completed	08	\$503,769.50
	2090	2009-14	In-The-Making	Completed	19C	\$19,643.00
	2085	2009-15	Family Services of Greater Waterbury	Completed	05Z	\$13,500.00
	2086	2009-16	Fire Station Improvements	Completed	03Z	\$350,000.00
	2087	2009-17	General Administration	Completed	21A	\$404,608.11
	2088	2009-18	Greater Waterbury Interfaith Ministries, Inc.	Completed	05Z	\$25,000.00
	2089	2009-19	HOME Administration	Completed		\$108,006.77
	2068	2009-2	HPRP-HA St. Vincent DePaul Mission	Completed		\$0.00
	2125	2009-20	Loyola Development CHDO Operating Expenses	Completed		\$49,000.00
	2174	2009-21	199 PEACH ORCHARD ROAD	Completed		\$17,304.75
	2175	2009-21	11 BYRNESIDE AVENUE	Completed		\$27,485.15
	2176	2009-21	87 Melrose Avenue	Completed		\$22,351.15
	2177	2009-21	67 Corona Drive	Completed		\$26,238.20
	2178	2009-21	168 Tracy Avenue	Completed		\$25,556.20
	2180	2009-21	11 Joy Road	Completed		\$28,139.60
	2184	2009-21	168 Mulloy Road, Unit # 4	Completed		\$8,885.00
	2274	2009-21	24 Lampson Street	Completed		\$45,183.05
	2091	2009-23	La Casa Bienvenida	Completed	05A	\$15,000.00
	2092	2009-24	Literacy Volunteers	Completed	05Z	\$7,500.00
	2093	2009-25	Mattatuck Historical Society	Completed	05D	\$5,000.00
	2094	2009-26	Mattatuck Senior Center	Completed	05A	\$8,942.44

U.S. DEPARTMENT OF HOUSING AND URBAN  
DEVELOPMENT  
OFFICE OF COMMUNITY PLANNING AND DEVELOPMENT  
PR08 - Grantee Summary Activity Report

DATE: 11/4/2020  
TIME: 3:16:47 PM  
PAGE: 84/124

IDIS

Grantee Activity Number	IDIS Activity - ID	Pgm Yr Project	Activity Name	Act Stat	Matrix Code	Date of Last Draw
	2045	2008-35	WELLPATH, INC.	Completed	05D	11/05/2009
	2119	2008-37	Administration	Completed	21A	
	2129	2008-39	Volubilis Foods, Inc.	Completed	18A	
	2016	2008-4	DEMOLITION	Completed	04	10/21/2010
	2230	2008-40	Public Facility Improvement - Purchase of Fire Protection Equipment	Completed	03O	
	2017	2008-5	EMERGENCY RELOCATION	Completed	08	05/06/2010
	2018	2008-6	FAMILY SERVICES OF GTR WATERBURY (CDBG)	Completed	05N	10/23/2009
	2019	2008-6	FAMILY SERVICES OF GREATER WATERBURY	Completed	05Z	07/02/2010
	2020	2008-7	FIRE STATION IMPROVEMENTS	Completed	03Z	08/03/2011
	2021	2008-8	GENERAL ADMINISTRATION	Completed	21A	11/17/2009
	2022	2008-9	GREATER WATERBURY INTERFAITH MINISTRIES	Completed	05Z	10/07/2009
	2067	2009-1	HPRP-HP Salvation Army	Completed		
	2081	2009-10	Demolition	Completed	04	05/05/2011
	2082	2009-11	Downtown Awning Program	Completed	14E	11/01/2011
	2083	2009-12	Downtown Facade Program	Completed	14E	10/29/2016
	2084	2009-13	Emergency Relocation	Completed	08	02/22/2016
	2090	2009-14	In-The-Making	Completed	19C	07/21/2010
	2085	2009-15	Family Services of Greater Waterbury	Completed	05Z	10/21/2010
	2086	2009-16	Fire Station Improvements	Completed	03Z	03/02/2012
	2087	2009-17	General Administration	Completed	21A	11/06/2010
	2088	2009-18	Greater Waterbury Interfaith Ministries, Inc.	Completed	05Z	09/29/2010
	2089	2009-19	HOME Administration	Completed		01/12/2011
	2068	2009-2	HPRP-HA St. Vincent DePaul Mission	Completed		
	2125	2009-20	Loyola Development CHDO Operating Expenses	Completed		07/08/2011
	2174	2009-21	199 PEACH ORCHARD ROAD	Completed		09/15/2011
	2175	2009-21	11 BYRNESIDE AVENUE	Completed		07/28/2011
	2176	2009-21	87 Melrose Avenue	Completed		09/22/2011
	2177	2009-21	67 Corona Drive	Completed		08/12/2011
	2178	2009-21	168 Tracy Avenue	Completed		03/08/2012
	2180	2009-21	11 Joy Road	Completed		09/15/2011
	2184	2009-21	168 Mulloy Road, Unit # 4	Completed		01/16/2014
	2274	2009-21	24 Lampson Street	Completed		08/04/2016
	2091	2009-23	La Casa Bienvenida	Completed	05A	10/21/2010
	2092	2009-24	Literacy Volunteers	Completed	05Z	10/21/2010
	2093	2009-25	Mattatuck Historical Society	Completed	05D	07/21/2010
	2094	2009-26	Mattatuck Senior Center	Completed	05A	10/21/2010

U.S. DEPARTMENT OF HOUSING AND URBAN  
DEVELOPMENT  
OFFICE OF COMMUNITY PLANNING AND DEVELOPMENT  
PR08 - Grantee Summary Activity Report

DATE: 11/4/2020  
TIME: 3:16:47 PM  
PAGE: 85/124

IDIS

Grantee Activity Number	IDIS Activity - ID	Pgm Yr Project	Activity Name	Act Stat	Matrix Code	Initial Funding Date
	2095	2009-27	Morris Foundation (CDBG)	Completed	05F	01/07/10
	2096	2009-27	Morris Foundation (ESG)	Completed		01/07/10
	2097	2009-28	Mt. Olive Senior Center	Completed	05A	01/07/10
	2098	2009-29	Neighborhood Housing Services of Waterbury, Inc.	Completed	05Z	01/07/10
	2069	2009-3	HPRP-HP Connecticut Legal Services	Completed		
	2099	2009-30	Neighborhood Sidewalks	Completed	03L	01/07/10
	2100	2009-31	Police Activity League of Waterbury, Inc.	Completed	05Z	01/07/10
	2101	2009-32	Safe Haven of Greater Waterbury (CDBG)	Completed	05Z	01/07/10
	2102	2009-32	Safe Haven of Greater Waterbury (ESG)	Completed		01/07/10
	2103	2009-33	Salvation Army	Completed		01/07/10
	2104	2009-34	St. Margret/Willow-Plaza Assoc., Inc.	Completed	05Z	01/07/10
	2105	2009-35	St. Vincent DePaul Society	Completed		01/07/10
	2106	2009-36	Staywell Health Care	Completed	05Z	01/07/10
	2111	2009-37	WOW NRZ Assoc., Inc. - Community Learning Center	Completed	05Z	01/07/10
	2107	2009-38	Waterbury Day Nursery	Completed	05D	01/07/10
	2108	2009-39	Waterbury Senior Shuttle	Completed	05E	01/07/10
	2071	2009-4	HPRP-HP Connecticut Coalition to End Homelessness	Completed		
	2109	2009-40	Waterbury Youth Services	Completed	05D	01/07/10
	2110	2009-41	Wellpath, Inc.	Completed	05Z	01/07/10
	2112	2009-42	YMCA Playground	Completed	03F	01/07/10
	2072	2009-5	HPRP-AD Administration	Completed		
	2077	2009-6	Aspira of CT	Completed	05Z	01/07/10
	2078	2009-7	Brooklyn Facade Program	Completed	03Z	01/07/10
	2079	2009-8	Catholic Charities	Completed	05Z	01/07/10
	2080	2009-9	Connecticut Legal Services	Completed	05Z	01/07/10
	2133	2010-1	Boys & Girls Club	Completed	05D	12/02/10
	2143	2010-10	ESG Administration	Completed		12/03/10
	2144	2010-11	Family Services of Greater Waterbury	Completed	05N	12/03/10
	2145	2010-12	Fire Station Improvements	Completed	03O	12/03/10
	2146	2010-13	Greater Waterbury Interfaith Ministries, Inc.	Completed	05Z	12/03/10
	2148	2010-15	HOME Administration	Completed		12/03/10
	2149	2010-16	La Casa Bienvenida	Completed	05A	12/03/10
	2150	2010-17	Literacy Volunteers of America	Completed	05Z	12/03/10
	2151	2010-18	Mattatuck Senior Center	Completed	05A	12/03/10
	2152	2010-19	Mt. Olive Senior Center	Completed	05A	12/03/10
	2135	2010-2	Brass City Harvest	Completed	05H	12/02/10



U.S. DEPARTMENT OF HOUSING AND URBAN  
DEVELOPMENT  
OFFICE OF COMMUNITY PLANNING AND DEVELOPMENT  
PR08 - Grantee Summary Activity Report

DATE: 11/4/2020  
TIME: 3:16:47 PM  
PAGE: 86/124

IDIS

Grantee Activity Number	IDIS Activity - ID	Pgm Yr Project	Activity Name	Act Stat	Matrix Code	Funded Amount
	2095	2009-27	Morris Foundation (CDBG)	Completed	05F	\$11,000.00
	2096	2009-27	Morris Foundation (ESG)	Completed		\$11,249.00
	2097	2009-28	Mt. Olive Senior Center	Completed	05A	\$14,343.50
	2098	2009-29	Neighborhood Housing Services of Waterbury, Inc.	Completed	05Z	\$15,000.00
	2069	2009-3	HPRP-HP Connecticut Legal Services	Completed		\$0.00
	2099	2009-30	Neighborhood Sidewalks	Completed	03L	\$135,752.02
	2100	2009-31	Police Activity League of Waterbury, Inc.	Completed	05Z	\$28,046.60
	2101	2009-32	Safe Haven of Greater Waterbury (CDBG)	Completed	05Z	\$12,444.00
	2102	2009-32	Safe Haven of Greater Waterbury (ESG)	Completed		\$16,250.00
	2103	2009-33	Salvation Army	Completed		\$11,750.00
	2104	2009-34	St. Margret/Willow-Plaza Assoc., Inc.	Completed	05Z	\$15,000.00
	2105	2009-35	St. Vincent DePaul Society	Completed		\$75,570.00
	2106	2009-36	Staywell Health Care	Completed	05Z	\$8,000.00
	2111	2009-37	WOW NRZ Assoc., Inc. - Community Learning Center	Completed	05Z	\$12,000.00
	2107	2009-38	Waterbury Day Nursery	Completed	05D	\$5,000.00
	2108	2009-39	Waterbury Senior Shuttle	Completed	05E	\$122,134.00
	2071	2009-4	HPRP-HP Connecticut Coalition to End Homelessness	Completed		\$0.00
	2109	2009-40	Waterbury Youth Services	Completed	05D	\$10,000.00
	2110	2009-41	Wellpath, Inc.	Completed	05Z	\$10,000.00
	2112	2009-42	YMCA Playground	Completed	03F	\$187,286.00
	2072	2009-5	HPRP-AD Administration	Completed		\$0.00
	2077	2009-6	Aspira of CT	Completed	05Z	\$3,000.00
	2078	2009-7	Brooklyn Facade Program	Completed	03Z	\$52,520.00
	2079	2009-8	Catholic Charities	Completed	05Z	\$7,000.00
	2080	2009-9	Connecticut Legal Services	Completed	05Z	\$15,000.00
	2133	2010-1	Boys & Girls Club	Completed	05D	\$10,437.00
	2143	2010-10	ESG Administration	Completed		\$5,001.00
	2144	2010-11	Family Services of Greater Waterbury	Completed	05N	\$14,700.00
	2145	2010-12	Fire Station Improvements	Completed	03O	\$227,500.00
	2146	2010-13	Greater Waterbury Interfaith Ministries, Inc.	Completed	05Z	\$30,000.00
	2148	2010-15	HOME Administration	Completed		\$107,446.57
	2149	2010-16	La Casa Bienvenida	Completed	05A	\$11,500.00
	2150	2010-17	Literacy Volunteers of America	Completed	05Z	\$8,000.00
	2151	2010-18	Mattatuck Senior Center	Completed	05A	\$8,500.00
	2152	2010-19	Mt. Olive Senior Center	Completed	05A	\$13,500.00
	2135	2010-2	Brass City Harvest	Completed	05H	\$13,944.70

U.S. DEPARTMENT OF HOUSING AND URBAN  
DEVELOPMENT  
OFFICE OF COMMUNITY PLANNING AND DEVELOPMENT  
PR08 - Grantee Summary Activity Report

DATE: 11/4/2020  
TIME: 3:16:47 PM  
PAGE: 87/124

IDIS

Grantee Activity Number	IDIS Activity - ID	Pgm Yr Project	Activity Name	Act Stat	Matrix Code	Drawn Amount
	2095	2009-27	Morris Foundation (CDBG)	Completed	05F	\$11,000.00
	2096	2009-27	Morris Foundation (ESG)	Completed		\$11,249.00
	2097	2009-28	Mt. Olive Senior Center	Completed	05A	\$14,343.50
	2098	2009-29	Neighborhood Housing Services of Waterbury, Inc.	Completed	05Z	\$15,000.00
	2069	2009-3	HPRP-HP Connecticut Legal Services	Completed		\$0.00
	2099	2009-30	Neighborhood Sidewalks	Completed	03L	\$135,752.02
	2100	2009-31	Police Activity League of Waterbury, Inc.	Completed	05Z	\$28,046.60
	2101	2009-32	Safe Haven of Greater Waterbury (CDBG)	Completed	05Z	\$12,444.00
	2102	2009-32	Safe Haven of Greater Waterbury (ESG)	Completed		\$16,250.00
	2103	2009-33	Salvation Army	Completed		\$11,750.00
	2104	2009-34	St. Margret/Willow-Plaza Assoc., Inc.	Completed	05Z	\$15,000.00
	2105	2009-35	St. Vincent DePaul Society	Completed		\$75,570.00
	2106	2009-36	Staywell Health Care	Completed	05Z	\$8,000.00
	2111	2009-37	WOW NRZ Assoc., Inc. - Community Learning Center	Completed	05Z	\$12,000.00
	2107	2009-38	Waterbury Day Nursery	Completed	05D	\$5,000.00
	2108	2009-39	Waterbury Senior Shuttle	Completed	05E	\$122,134.00
	2071	2009-4	HPRP-HP Connecticut Coalition to End Homelessness	Completed		\$0.00
	2109	2009-40	Waterbury Youth Services	Completed	05D	\$10,000.00
	2110	2009-41	Wellpath, Inc.	Completed	05Z	\$10,000.00
	2112	2009-42	YMCA Playground	Completed	03F	\$187,286.00
	2072	2009-5	HPRP-AD Administration	Completed		\$0.00
	2077	2009-6	Aspira of CT	Completed	05Z	\$3,000.00
	2078	2009-7	Brooklyn Facade Program	Completed	03Z	\$52,520.00
	2079	2009-8	Catholic Charities	Completed	05Z	\$7,000.00
	2080	2009-9	Connecticut Legal Services	Completed	05Z	\$15,000.00
	2133	2010-1	Boys & Girls Club	Completed	05D	\$10,437.00
	2143	2010-10	ESG Administration	Completed		\$5,001.00
	2144	2010-11	Family Services of Greater Waterbury	Completed	05N	\$14,700.00
	2145	2010-12	Fire Station Improvements	Completed	03O	\$227,500.00
	2146	2010-13	Greater Waterbury Interfaith Ministries, Inc.	Completed	05Z	\$30,000.00
	2148	2010-15	HOME Administration	Completed		\$107,446.57
	2149	2010-16	La Casa Bienvenida	Completed	05A	\$11,500.00
	2150	2010-17	Literacy Volunteers of America	Completed	05Z	\$8,000.00
	2151	2010-18	Mattatuck Senior Center	Completed	05A	\$8,500.00
	2152	2010-19	Mt. Olive Senior Center	Completed	05A	\$13,500.00
	2135	2010-2	Brass City Harvest	Completed	05H	\$13,944.70

U.S. DEPARTMENT OF HOUSING AND URBAN  
DEVELOPMENT  
OFFICE OF COMMUNITY PLANNING AND DEVELOPMENT  
PR08 - Grantee Summary Activity Report

DATE: 11/4/2020  
TIME: 3:16:47 PM  
PAGE: 88/124

IDIS

Grantee Activity Number	IDIS Activity - ID	Pgm Yr Project	Activity Name	Act Stat	Matrix Code	Date of Last Draw
	2095	2009-27	Morris Foundation (CDBG)	Completed	05F	03/12/2010
	2096	2009-27	Morris Foundation (ESG)	Completed		07/02/2010
	2097	2009-28	Mt. Olive Senior Center	Completed	05A	10/21/2010
	2098	2009-29	Neighborhood Housing Services of Waterbury, Inc.	Completed	05Z	10/13/2010
	2069	2009-3	HPRP-HP Connecticut Legal Services	Completed		
	2099	2009-30	Neighborhood Sidewalks	Completed	03L	03/15/2012
	2100	2009-31	Police Activity League of Waterbury, Inc.	Completed	05Z	06/10/2010
	2101	2009-32	Safe Haven of Greater Waterbury (CDBG)	Completed	05Z	03/04/2010
	2102	2009-32	Safe Haven of Greater Waterbury (ESG)	Completed		07/02/2010
	2103	2009-33	Salvation Army	Completed		10/21/2010
	2104	2009-34	St. Margret/Willow-Plaza Assoc., Inc.	Completed	05Z	07/10/2010
	2105	2009-35	St. Vincent DePaul Society	Completed		08/05/2010
	2106	2009-36	Staywell Health Care	Completed	05Z	05/20/2010
	2111	2009-37	WOW NRZ Assoc., Inc. - Community Learning Center	Completed	05Z	11/06/2010
	2107	2009-38	Waterbury Day Nursery	Completed	05D	01/14/2010
	2108	2009-39	Waterbury Senior Shuttle	Completed	05E	12/21/2010
	2071	2009-4	HPRP-HP Connecticut Coalition to End Homelessness	Completed		
	2109	2009-40	Waterbury Youth Services	Completed	05D	10/13/2010
	2110	2009-41	Wellpath, Inc.	Completed	05Z	10/21/2010
	2112	2009-42	YMCA Playground	Completed	03F	07/08/2011
	2072	2009-5	HPRP-AD Administration	Completed		
	2077	2009-6	Aspira of CT	Completed	05Z	08/05/2010
	2078	2009-7	Brooklyn Facade Program	Completed	03Z	05/30/2015
	2079	2009-8	Catholic Charities	Completed	05Z	08/05/2010
	2080	2009-9	Connecticut Legal Services	Completed	05Z	10/21/2010
	2133	2010-1	Boys & Girls Club	Completed	05D	11/01/2011
	2143	2010-10	ESG Administration	Completed		03/09/2012
	2144	2010-11	Family Services of Greater Waterbury	Completed	05N	10/20/2011
	2145	2010-12	Fire Station Improvements	Completed	03O	01/10/2017
	2146	2010-13	Greater Waterbury Interfaith Ministries, Inc.	Completed	05Z	10/20/2011
	2148	2010-15	HOME Administration	Completed		01/07/2012
	2149	2010-16	La Casa Bienvenida	Completed	05A	09/15/2011
	2150	2010-17	Literacy Volunteers of America	Completed	05Z	10/20/2011
	2151	2010-18	Mattatuck Senior Center	Completed	05A	10/20/2011
	2152	2010-19	Mt. Olive Senior Center	Completed	05A	10/20/2011
	2135	2010-2	Brass City Harvest	Completed	05H	10/20/2011

U.S. DEPARTMENT OF HOUSING AND URBAN  
DEVELOPMENT  
OFFICE OF COMMUNITY PLANNING AND DEVELOPMENT  
PR08 - Grantee Summary Activity Report

DATE: 11/4/2020  
TIME: 3:16:47 PM  
PAGE: 89/124

IDIS

Grantee Activity Number	IDIS Activity - ID	Pgm Yr Project	Activity Name	Act Stat	Matrix Code	Initial Funding Date
	2153	2010-20	NHS of Waterbury	Completed	05Z	12/03/10
	2154	2010-21	Neighborhood Park Improvements - Pearl Street	Completed	03F	12/03/10
	2155	2010-22	Neighborhood Sidewalks - Gilmartin Area	Completed	03L	12/03/10
	2156	2010-23	Neighborhood Sidewalks - North Main Area	Completed	03L	12/03/10
	2157	2010-24	Police Activity League of Waterbury, Inc.	Completed	05D	12/03/10
	2158	2010-25	Pub. Fac. Imp. - Boys & Girls Club	Completed	03D	12/03/10
	2159	2010-26	Pub. Fac. Imp. - Brass City Harvest	Completed	03E	12/03/10
	2160	2010-27	108/15/2103Pub. Fac. Imp. - Police Activity League	Completed	03F	12/03/10
	2134	2010-28	Pub. Fac. Imp. - Waterbury Youth Service	Completed	03D	12/02/10
	2161	2010-29	Pub. Fac. Imp. - YMCA - ADA Compliance	Completed	03Z	12/03/10
	2136	2010-3	Catholic Charities	Completed	05Z	12/02/10
	2162	2010-30	Residential Housing Rehabilitation	Completed	14A	12/03/10
	2163	2010-31	Safe Haven of Greater Waterbury	Completed	05G	12/03/10
	2164	2010-31	Safe Haven of Greater Waterbury (ESG)	Completed		12/03/10
	2165	2010-32	St. Margaret Willow Plaza	Completed	05Z	12/03/10
	2166	2010-33	St. Vincent DePaul Society of Waterbury	Completed		12/03/10
	2167	2010-34	Salvation Army	Completed		12/03/10
	2168	2010-35	Staywell Health Care, Inc.	Completed	05M	12/03/10
	2169	2010-36	Waterbury Day Nursery	Completed	05D	12/03/10
	2170	2010-37	Waterbury Senior Shuttle	Completed	05E	12/03/10
	2171	2010-38	Waterbury Youth Service System	Completed	05D	12/03/10
	2172	2010-39	Wellpath, Inc.	Completed	05O	12/03/10
	2137	2010-4	Childrens Community School	Completed	05D	12/03/10
	2173	2010-40	WOW NRZ Association, Inc.	Completed	05Z	12/03/10
	2181	2010-41	Loyola Development Corporation - CHDO Operating Expenses (2010)	Completed		07/27/11
	2182	2010-41	NHS - CHDO Operating Expenses (2010)	Completed		07/22/11
	2188	2010-42	46 HEWLETT STREET	Completed		10/27/11
	2190	2010-42	56 CLIFTON AVENUE	Completed		10/27/11
	2233	2010-42	51 Edson Avenue	Completed		07/11/12
	2235	2010-42	Francis Xavier Plaza	Completed		09/25/12
	2276	2010-42	Gaffney Place Housing Revitalization Project	Completed		10/30/13
	2138	2010-5	CDBG Administration	Completed	21A	12/03/10
	2139	2010-6	CT Legal Services	Completed	05J	12/03/10
	2140	2010-7	Demolition	Completed	04	12/03/10
	2141	2010-8	Downtown Facade	Completed	14E	12/03/10
	2191	2011-1	Brass City Harvest, Inc.	Completed	05H	01/03/12

U.S. DEPARTMENT OF HOUSING AND URBAN  
DEVELOPMENT  
OFFICE OF COMMUNITY PLANNING AND DEVELOPMENT  
PR08 - Grantee Summary Activity Report

DATE: 11/4/2020  
TIME: 3:16:47 PM  
PAGE: 90/124

IDIS

Grantee Activity Number	IDIS Activity - ID	Pgm Yr Project	Activity Name	Act Stat	Matrix Code	Funded Amount
	2153	2010-20	NHS of Waterbury	Completed	05Z	\$19,000.00
	2154	2010-21	Neighborhood Park Improvements - Pearl Street	Completed	03F	\$305,506.62
	2155	2010-22	Neighborhood Sidewalks - Gilmartin Area	Completed	03L	\$192,923.20
	2156	2010-23	Neighborhood Sidewalks - North Main Area	Completed	03L	\$308,973.15
	2157	2010-24	Police Activity League of Waterbury, Inc.	Completed	05D	\$25,000.00
	2158	2010-25	Pub. Fac. Imp. - Boys & Girls Club	Completed	03D	\$97,454.00
	2159	2010-26	Pub. Fac. Imp. - Brass City Harvest	Completed	03E	\$43,600.00
	2160	2010-27	108/15/2103Pub. Fac. Imp. - Police Activity League	Completed	03F	\$204,171.68
	2134	2010-28	Pub. Fac. Imp. - Waterbury Youth Service	Completed	03D	\$140,000.00
	2161	2010-29	Pub. Fac. Imp. - YMCA - ADA Compliance	Completed	03Z	\$28,700.00
	2136	2010-3	Catholic Charities	Completed	05Z	\$7,000.00
	2162	2010-30	Residential Housing Rehabilitation	Completed	14A	\$79,910.50
	2163	2010-31	Safe Haven of Greater Waterbury	Completed	05G	\$15,000.00
	2164	2010-31	Safe Haven of Greater Waterbury (ESG)	Completed		\$13,400.00
	2165	2010-32	St. Margaret Willow Plaza	Completed	05Z	\$12,500.00
	2166	2010-33	St. Vincent DePaul Society of Waterbury	Completed		\$72,722.00
	2167	2010-34	Salvation Army	Completed		\$8,900.00
	2168	2010-35	Staywell Health Care, Inc.	Completed	05M	\$8,000.00
	2169	2010-36	Waterbury Day Nursery	Completed	05D	\$7,000.00
	2170	2010-37	Waterbury Senior Shuttle	Completed	05E	\$98,360.00
	2171	2010-38	Waterbury Youth Service System	Completed	05D	\$12,000.00
	2172	2010-39	Wellpath, Inc.	Completed	05O	\$11,000.00
	2137	2010-4	Childrens Community School	Completed	05D	\$10,500.00
	2173	2010-40	WOW NRZ Association, Inc.	Completed	05Z	\$11,704.00
	2181	2010-41	Loyola Development Corporation - CHDO Operating Expenses (2010)	Completed		\$26,067.45
	2182	2010-41	NHS - CHDO Operating Expenses (2010)	Completed		\$26,067.45
	2188	2010-42	46 HEWLETT STREET	Completed		\$43,368.75
	2190	2010-42	56 CLIFTON AVENUE	Completed		\$18,781.50
	2233	2010-42	51 Edson Avenue	Completed		\$75,547.90
	2235	2010-42	Francis Xavier Plaza	Completed		\$1,017,918.75
	2276	2010-42	Gaffney Place Housing Revitalization Project	Completed		\$505,000.00
	2138	2010-5	CDBG Administration	Completed	21A	\$526,818.23
	2139	2010-6	CT Legal Services	Completed	05J	\$15,500.00
	2140	2010-7	Demolition	Completed	04	\$248,747.15
	2141	2010-8	Downtown Facade	Completed	14E	\$89,650.00
	2191	2011-1	Brass City Harvest, Inc.	Completed	05H	\$11,682.87

U.S. DEPARTMENT OF HOUSING AND URBAN  
DEVELOPMENT  
OFFICE OF COMMUNITY PLANNING AND DEVELOPMENT  
PR08 - Grantee Summary Activity Report

DATE: 11/4/2020  
TIME: 3:16:47 PM  
PAGE: 91/124

IDIS

Grantee Activity Number	IDIS Activity - ID	Pgm Yr Project	Activity Name	Act Stat	Matrix Code	Drawn Amount
	2153	2010-20	NHS of Waterbury	Completed	05Z	\$19,000.00
	2154	2010-21	Neighborhood Park Improvements - Pearl Street	Completed	03F	\$305,506.62
	2155	2010-22	Neighborhood Sidewalks - Gilmartin Area	Completed	03L	\$192,923.20
	2156	2010-23	Neighborhood Sidewalks - North Main Area	Completed	03L	\$308,973.15
	2157	2010-24	Police Activity League of Waterbury, Inc.	Completed	05D	\$25,000.00
	2158	2010-25	Pub. Fac. Imp. - Boys & Girls Club	Completed	03D	\$97,454.00
	2159	2010-26	Pub. Fac. Imp. - Brass City Harvest	Completed	03E	\$43,600.00
	2160	2010-27	108/15/2103Pub. Fac. Imp. - Police Activity League	Completed	03F	\$204,171.68
	2134	2010-28	Pub. Fac. Imp. - Waterbury Youth Service	Completed	03D	\$140,000.00
	2161	2010-29	Pub. Fac. Imp. - YMCA - ADA Compliance	Completed	03Z	\$28,700.00
	2136	2010-3	Catholic Charities	Completed	05Z	\$7,000.00
	2162	2010-30	Residential Housing Rehabilitation	Completed	14A	\$79,910.50
	2163	2010-31	Safe Haven of Greater Waterbury	Completed	05G	\$15,000.00
	2164	2010-31	Safe Haven of Greater Waterbury (ESG)	Completed		\$13,400.00
	2165	2010-32	St. Margaret Willow Plaza	Completed	05Z	\$12,500.00
	2166	2010-33	St. Vincent DePaul Society of Waterbury	Completed		\$72,722.00
	2167	2010-34	Salvation Army	Completed		\$8,900.00
	2168	2010-35	Staywell Health Care, Inc.	Completed	05M	\$8,000.00
	2169	2010-36	Waterbury Day Nursery	Completed	05D	\$7,000.00
	2170	2010-37	Waterbury Senior Shuttle	Completed	05E	\$98,360.00
	2171	2010-38	Waterbury Youth Service System	Completed	05D	\$12,000.00
	2172	2010-39	Wellpath, Inc.	Completed	05O	\$11,000.00
	2137	2010-4	Childrens Community School	Completed	05D	\$10,500.00
	2173	2010-40	WOW NRZ Association, Inc.	Completed	05Z	\$11,704.00
	2181	2010-41	Loyola Development Corporation - CHDO Operating Expenses (2010)	Completed		\$26,067.45
	2182	2010-41	NHS - CHDO Operating Expenses (2010)	Completed		\$26,067.45
	2188	2010-42	46 HEWLETT STREET	Completed		\$43,368.75
	2190	2010-42	56 CLIFTON AVENUE	Completed		\$18,781.50
	2233	2010-42	51 Edson Avenue	Completed		\$75,547.90
	2235	2010-42	Francis Xavier Plaza	Completed		\$1,017,918.75
	2276	2010-42	Gaffney Place Housing Revitalization Project	Completed		\$505,000.00
	2138	2010-5	CDBG Administration	Completed	21A	\$526,818.23
	2139	2010-6	CT Legal Services	Completed	05J	\$15,500.00
	2140	2010-7	Demolition	Completed	04	\$248,747.15
	2141	2010-8	Downtown Facade	Completed	14E	\$89,650.00
	2191	2011-1	Brass City Harvest, Inc.	Completed	05H	\$11,682.87

U.S. DEPARTMENT OF HOUSING AND URBAN  
DEVELOPMENT  
OFFICE OF COMMUNITY PLANNING AND DEVELOPMENT  
PR08 - Grantee Summary Activity Report

DATE: 11/4/2020  
TIME: 3:16:47 PM  
PAGE: 92/124

IDIS

Grantee Activity Number	IDIS Activity - ID	Pgm Yr Project	Activity Name	Act Stat	Matrix Code	Date of Last Draw
	2153	2010-20	NHS of Waterbury	Completed	05Z	10/20/2011
	2154	2010-21	Neighborhood Park Improvements - Pearl Street	Completed	03F	07/09/2014
	2155	2010-22	Neighborhood Sidewalks - Gilmartin Area	Completed	03L	07/19/2012
	2156	2010-23	Neighborhood Sidewalks - North Main Area	Completed	03L	01/24/2014
	2157	2010-24	Police Activity League of Waterbury, Inc.	Completed	05D	07/08/2011
	2158	2010-25	Pub. Fac. Imp. - Boys & Girls Club	Completed	03D	10/20/2011
	2159	2010-26	Pub. Fac. Imp. - Brass City Harvest	Completed	03E	07/19/2012
	2160	2010-27	108/15/2103Pub. Fac. Imp. - Police Activity League	Completed	03F	07/03/2014
	2134	2010-28	Pub. Fac. Imp. - Waterbury Youth Service	Completed	03D	12/03/2010
	2161	2010-29	Pub. Fac. Imp. - YMCA - ADA Compliance	Completed	03Z	10/20/2011
	2136	2010-3	Catholic Charities	Completed	05Z	10/20/2011
	2162	2010-30	Residential Housing Rehabilitation	Completed	14A	02/12/2014
	2163	2010-31	Safe Haven of Greater Waterbury	Completed	05G	05/27/2011
	2164	2010-31	Safe Haven of Greater Waterbury (ESG)	Completed		06/18/2011
	2165	2010-32	St. Margaret Willow Plaza	Completed	05Z	11/10/2011
	2166	2010-33	St. Vincent DePaul Society of Waterbury	Completed		07/08/2011
	2167	2010-34	Salvation Army	Completed		09/15/2011
	2168	2010-35	Staywell Health Care, Inc.	Completed	05M	10/20/2011
	2169	2010-36	Waterbury Day Nursery	Completed	05D	04/13/2011
	2170	2010-37	Waterbury Senior Shuttle	Completed	05E	03/02/2012
	2171	2010-38	Waterbury Youth Service System	Completed	05D	11/01/2011
	2172	2010-39	Wellpath, Inc.	Completed	05O	11/01/2011
	2137	2010-4	Childrens Community School	Completed	05D	10/20/2011
	2173	2010-40	WOW NRZ Association, Inc.	Completed	05Z	10/20/2011
	2181	2010-41	Loyola Development Corporation - CHDO Operating Expenses (2010)	Completed		07/28/2011
	2182	2010-41	NHS - CHDO Operating Expenses (2010)	Completed		07/28/2011
	2188	2010-42	46 HEWLETT STREET	Completed		08/04/2016
	2190	2010-42	56 CLIFTON AVENUE	Completed		08/04/2016
	2233	2010-42	51 Edson Avenue	Completed		08/19/2014
	2235	2010-42	Francis Xavier Plaza	Completed		12/05/2015
	2276	2010-42	Gaffney Place Housing Revitalization Project	Completed		09/21/2016
	2138	2010-5	CDBG Administration	Completed	21A	11/10/2011
	2139	2010-6	CT Legal Services	Completed	05J	10/20/2011
	2140	2010-7	Demolition	Completed	04	02/17/2012
	2141	2010-8	Downtown Facade	Completed	14E	09/08/2017
	2191	2011-1	Brass City Harvest, Inc.	Completed	05H	10/17/2012

U.S. DEPARTMENT OF HOUSING AND URBAN  
DEVELOPMENT  
OFFICE OF COMMUNITY PLANNING AND DEVELOPMENT  
PR08 - Grantee Summary Activity Report

DATE: 11/4/2020  
TIME: 3:16:47 PM  
PAGE: 93/124

IDIS

Grantee Activity Number	IDIS Activity - ID	Pgm Yr Project	Activity Name	Act Stat	Matrix Code	Initial Funding Date
	2200	2011-10	Morris Foundation, Inc.	Completed	05F	01/05/12
	2201	2011-11	Mount Olive AME Zion Senior Citizens Center, Inc.	Completed	05A	01/05/12
	2202	2011-12	Neighborhood Housing Services of Waterbury, Inc.	Completed	05Z	01/05/12
	2203	2011-13	Police Activity League of Waterbury, Inc.	Completed	05D	01/05/12
	2204	2011-14	Safe Haven of Greater Waterbury, Inc.	Completed	05G	01/05/12
	2205	2011-15	Salvation Army The	Completed	05Z	01/05/12
	2206	2011-16	StayWell Health Center, Inc.	Completed	05M	01/05/12
	2207	2011-17	The Greater Waterbury Interfaith Ministries, Inc.	Completed	05Z	01/05/12
	2208	2011-18	St. Margaret Willow Plaza Neighborhood Revitalization Zone Association, Inc.	Completed	05Z	01/05/12
	2209	2011-19	Walnut Orange Walsh Neighborhood Revitalization Zone Association, Inc.	Completed	05Z	01/05/12
	2192	2011-2	Catholic Charities, Inc. - Archdiocese of Hartford	Completed	05Z	01/03/12
	2210	2011-20	Waterbury Senior Shuttle	Completed	05E	01/05/12
	2211	2011-21	Waterbury Youth Service System, Inc.	Completed	05D	01/05/12
	2212	2011-22	Wellmore Inc. (Formally Wellpath)	Completed	05O	01/05/12
	2213	2011-23	CDBG Administration	Completed	21A	01/03/12
	2215	2011-25	Brass City Harvest, Inc. - Pub. Fac. Imp.	Completed	03E	01/05/12
	2216	2011-26	City Mills Park - Pub. Fac. Imp.	Completed	03F	01/05/12
	2217	2011-27	Waterbury Opportunities Industrialization Center	Completed	03Z	01/05/12
	2218	2011-28	Waterbury Opportunities Industrialization Center - Training Program	Completed	05H	01/05/12
	2219	2011-29	HOME Administration	Completed		01/23/12
	2193	2011-3	Childrens Community School, Inc.	Completed	05D	01/03/12
	2223	2011-33	Demolition	Completed	04	01/05/12
	2225	2011-35	Downtown Fairfield Community Center	Completed	14E	01/05/12
	2226	2011-36	Silas Bronson Library	Completed	03Z	01/05/12
	2227	2011-37	Waterbury Fire Department	Completed	03O	01/05/12
	2228	2011-38	Loyola Development Corporation, Inc.	Completed	14A	01/05/12
	2194	2011-4	Connecticut Legal Services, Inc.	Completed	05J	01/03/12
	2231	2011-40	ESG11 Shelter	Completed		03/02/12
	2232	2011-40	ESG11 Administration	Completed		03/02/12
	2236	2011-40	ESG11 Rapid Re-Housing	Completed		09/25/12
	2237	2011-40	ESG11 Data Collection (HMIS)	Completed		09/25/12
	2238	2011-40	ESG11 Homeless Prevention	Completed		09/26/12
	2234	2011-41	St. Margaret Willow Plaza NRZ - Elmwood Community Ctr	Completed	03E	08/21/12
	2277	2011-42	Liberty Commons Apartments	Completed		10/30/13
	2314	2011-42	Brookside Cooperatives	Completed		09/23/14
	2195	2011-5	Family Services of Greater Waterbury, Inc.	Completed	05N	01/05/12



U.S. DEPARTMENT OF HOUSING AND URBAN  
DEVELOPMENT  
OFFICE OF COMMUNITY PLANNING AND DEVELOPMENT  
PR08 - Grantee Summary Activity Report

DATE: 11/4/2020  
TIME: 3:16:47 PM  
PAGE: 94/124

IDIS

Grantee Activity Number	IDIS Activity - ID	Pgm Yr Project	Activity Name	Act Stat	Matrix Code	Funded Amount
	2200	2011-10	Morris Foundation, Inc.	Completed	05F	\$5,864.60
	2201	2011-11	Mount Olive AME Zion Senior Citizens Center, Inc.	Completed	05A	\$9,048.24
	2202	2011-12	Neighborhood Housing Services of Waterbury, Inc.	Completed	05Z	\$15,918.20
	2203	2011-13	Police Activity League of Waterbury, Inc.	Completed	05D	\$10,000.00
	2204	2011-14	Safe Haven of Greater Waterbury, Inc.	Completed	05G	\$12,567.00
	2205	2011-15	Salvation Army The	Completed	05Z	\$25,591.84
	2206	2011-16	StayWell Health Center, Inc.	Completed	05M	\$5,361.92
	2207	2011-17	The Greater Waterbury Interfaith Ministries, Inc.	Completed	05Z	\$24,200.00
	2208	2011-18	St. Margaret Willow Plaza Neighborhood Revitalization Zone Association, Inc.	Completed	05Z	\$8,378.00
	2209	2011-19	Walnut Orange Walsh Neighborhood Revitalization Zone Association, Inc.	Completed	05Z	\$9,805.61
	2192	2011-2	Catholic Charities, Inc. - Archdiocese of Hartford	Completed	05Z	\$5,286.77
	2210	2011-20	Waterbury Senior Shuttle	Completed	05E	\$82,406.01
	2211	2011-21	Waterbury Youth Service System, Inc.	Completed	05D	\$10,053.60
	2212	2011-22	Wellmore Inc. (Formally Wellpath)	Completed	05O	\$9,215.80
	2213	2011-23	CDBG Administration	Completed	21A	\$424,191.51
	2215	2011-25	Brass City Harvest, Inc. - Pub. Fac. Imp.	Completed	03E	\$129,300.00
	2216	2011-26	City Mills Park - Pub. Fac. Imp.	Completed	03F	\$204,445.00
	2217	2011-27	Waterbury Opportunities Industrialization Center	Completed	03Z	\$95,600.00
	2218	2011-28	Waterbury Opportunities Industrialization Center - Training Program	Completed	05H	\$6,979.86
	2219	2011-29	HOME Administration	Completed		\$92,919.25
	2193	2011-3	Childrens Community School, Inc.	Completed	05D	\$8,796.90
	2223	2011-33	Demolition	Completed	04	\$200,000.00
	2225	2011-35	Downtown Fairfield Community Center	Completed	14E	\$90,033.29
	2226	2011-36	Silas Bronson Library	Completed	03Z	\$91,000.00
	2227	2011-37	Waterbury Fire Department	Completed	03O	\$248,316.63
	2228	2011-38	Loyola Development Corporation, Inc.	Completed	14A	\$122,761.85
	2194	2011-4	Connecticut Legal Services, Inc.	Completed	05J	\$10,388.72
	2231	2011-40	ESG11 Shelter	Completed		\$95,541.00
	2232	2011-40	ESG11 Administration	Completed		\$5,001.00
	2236	2011-40	ESG11 Rapid Re-Housing	Completed		\$22,320.00
	2237	2011-40	ESG11 Data Collection (HMIS)	Completed		\$4,024.00
	2238	2011-40	ESG11 Homeless Prevention	Completed		\$30,211.00
	2234	2011-41	St. Margaret Willow Plaza NRZ - Elmwood Community Ctr	Completed	03E	\$232,103.06
	2277	2011-42	Liberty Commons Apartments	Completed		\$857,500.00
	2314	2011-42	Brookside Cooperatives	Completed		\$424,912.02
	2195	2011-5	Family Services of Greater Waterbury, Inc.	Completed	05N	\$12,315.66

U.S. DEPARTMENT OF HOUSING AND URBAN  
DEVELOPMENT  
OFFICE OF COMMUNITY PLANNING AND DEVELOPMENT  
PR08 - Grantee Summary Activity Report

DATE: 11/4/2020  
TIME: 3:16:47 PM  
PAGE: 95/124

IDIS

Grantee Activity Number	IDIS Activity - ID	Pgm Yr Project	Activity Name	Act Stat	Matrix Code	Drawn Amount
	2200	2011-10	Morris Foundation, Inc.	Completed	05F	\$5,864.60
	2201	2011-11	Mount Olive AME Zion Senior Citizens Center, Inc.	Completed	05A	\$9,048.24
	2202	2011-12	Neighborhood Housing Services of Waterbury, Inc.	Completed	05Z	\$15,918.20
	2203	2011-13	Police Activity League of Waterbury, Inc.	Completed	05D	\$10,000.00
	2204	2011-14	Safe Haven of Greater Waterbury, Inc.	Completed	05G	\$12,567.00
	2205	2011-15	Salvation Army The	Completed	05Z	\$25,591.84
	2206	2011-16	StayWell Health Center, Inc.	Completed	05M	\$5,361.92
	2207	2011-17	The Greater Waterbury Interfaith Ministries, Inc.	Completed	05Z	\$24,200.00
	2208	2011-18	St. Margaret Willow Plaza Neighborhood Revitalization Zone Association, Inc.	Completed	05Z	\$8,378.00
	2209	2011-19	Walnut Orange Walsh Neighborhood Revitalization Zone Association, Inc.	Completed	05Z	\$9,805.61
	2192	2011-2	Catholic Charities, Inc. - Archdiocese of Hartford	Completed	05Z	\$5,286.77
	2210	2011-20	Waterbury Senior Shuttle	Completed	05E	\$82,406.01
	2211	2011-21	Waterbury Youth Service System, Inc.	Completed	05D	\$10,053.60
	2212	2011-22	Wellmore Inc. (Formally Wellpath)	Completed	05O	\$9,215.80
	2213	2011-23	CDBG Administration	Completed	21A	\$424,191.51
	2215	2011-25	Brass City Harvest, Inc. - Pub. Fac. Imp.	Completed	03E	\$129,300.00
	2216	2011-26	City Mills Park - Pub. Fac. Imp.	Completed	03F	\$204,445.00
	2217	2011-27	Waterbury Opportunities Industrialization Center	Completed	03Z	\$95,600.00
	2218	2011-28	Waterbury Opportunities Industrialization Center - Training Program	Completed	05H	\$6,979.86
	2219	2011-29	HOME Administration	Completed		\$92,919.25
	2193	2011-3	Childrens Community School, Inc.	Completed	05D	\$8,796.90
	2223	2011-33	Demolition	Completed	04	\$200,000.00
	2225	2011-35	Downtown Fairfield Community Center	Completed	14E	\$90,033.29
	2226	2011-36	Silas Bronson Library	Completed	03Z	\$91,000.00
	2227	2011-37	Waterbury Fire Department	Completed	03O	\$248,316.63
	2228	2011-38	Loyola Development Corporation, Inc.	Completed	14A	\$122,761.85
	2194	2011-4	Connecticut Legal Services, Inc.	Completed	05J	\$10,388.72
	2231	2011-40	ESG11 Shelter	Completed		\$95,541.00
	2232	2011-40	ESG11 Administration	Completed		\$5,001.00
	2236	2011-40	ESG11 Rapid Re-Housing	Completed		\$22,320.00
	2237	2011-40	ESG11 Data Collection (HMIS)	Completed		\$4,024.00
	2238	2011-40	ESG11 Homeless Prevention	Completed		\$30,211.00
	2234	2011-41	St. Margaret Willow Plaza NRZ - Elmwood Community Ctr	Completed	03E	\$232,103.06
	2277	2011-42	Liberty Commons Apartments	Completed		\$857,500.00
	2314	2011-42	Brookside Cooperatives	Completed		\$424,912.02
	2195	2011-5	Family Services of Greater Waterbury, Inc.	Completed	05N	\$12,315.66

U.S. DEPARTMENT OF HOUSING AND URBAN  
DEVELOPMENT  
OFFICE OF COMMUNITY PLANNING AND DEVELOPMENT  
PR08 - Grantee Summary Activity Report

DATE: 11/4/2020  
TIME: 3:16:47 PM  
PAGE: 96/124

IDIS

Grantee Activity Number	IDIS Activity - ID	Pgm Yr Project	Activity Name	Act Stat	Matrix Code	Date of Last Draw
	2200	2011-10	Morris Foundation, Inc.	Completed	05F	05/03/2012
	2201	2011-11	Mount Olive AME Zion Senior Citizens Center, Inc.	Completed	05A	10/05/2012
	2202	2011-12	Neighborhood Housing Services of Waterbury, Inc.	Completed	05Z	10/17/2012
	2203	2011-13	Police Activity League of Waterbury, Inc.	Completed	05D	02/25/2012
	2204	2011-14	Safe Haven of Greater Waterbury, Inc.	Completed	05G	07/06/2012
	2205	2011-15	Salvation Army The	Completed	05Z	09/08/2012
	2206	2011-16	StayWell Health Center, Inc.	Completed	05M	02/11/2012
	2207	2011-17	The Greater Waterbury Interfaith Ministries, Inc.	Completed	05Z	09/27/2012
	2208	2011-18	St. Margaret Willow Plaza Neighborhood Revitalization Zone Association, Inc.	Completed	05Z	07/06/2012
	2209	2011-19	Walnut Orange Walsh Neighborhood Revitalization Zone Association, Inc.	Completed	05Z	06/21/2012
	2192	2011-2	Catholic Charities, Inc. - Archdiocese of Hartford	Completed	05Z	10/17/2012
	2210	2011-20	Waterbury Senior Shuttle	Completed	05E	02/14/2013
	2211	2011-21	Waterbury Youth Service System, Inc.	Completed	05D	10/17/2012
	2212	2011-22	Wellmore Inc. (Formally Wellpath)	Completed	05O	10/17/2012
	2213	2011-23	CDBG Administration	Completed	21A	11/07/2012
	2215	2011-25	Brass City Harvest, Inc. - Pub. Fac. Imp.	Completed	03E	06/26/2013
	2216	2011-26	City Mills Park - Pub. Fac. Imp.	Completed	03F	12/18/2012
	2217	2011-27	Waterbury Opportunities Industrialization Center	Completed	03Z	07/25/2013
	2218	2011-28	Waterbury Opportunities Industrialization Center - Training Program	Completed	05H	07/06/2012
	2219	2011-29	HOME Administration	Completed		03/07/2013
	2193	2011-3	Childrens Community School, Inc.	Completed	05D	10/17/2012
	2223	2011-33	Demolition	Completed	04	07/13/2012
	2225	2011-35	Downtown Fairfield Community Center	Completed	14E	09/08/2017
	2226	2011-36	Silas Bronson Library	Completed	03Z	04/26/2012
	2227	2011-37	Waterbury Fire Department	Completed	03O	11/15/2016
	2228	2011-38	Loyola Development Corporation, Inc.	Completed	14A	12/18/2014
	2194	2011-4	Connecticut Legal Services, Inc.	Completed	05J	10/17/2012
	2231	2011-40	ESG11 Shelter	Completed		09/08/2012
	2232	2011-40	ESG11 Administration	Completed		06/05/2013
	2236	2011-40	ESG11 Rapid Re-Housing	Completed		04/18/2013
	2237	2011-40	ESG11 Data Collection (HMIS)	Completed		06/12/2013
	2238	2011-40	ESG11 Homeless Prevention	Completed		09/18/2013
	2234	2011-41	St. Margaret Willow Plaza NRZ - Elmwood Community Ctr	Completed	03E	06/26/2013
	2277	2011-42	Liberty Commons Apartments	Completed		05/30/2015
	2314	2011-42	Brookside Cooperatives	Completed		10/29/2016
	2195	2011-5	Family Services of Greater Waterbury, Inc.	Completed	05N	10/17/2012

U.S. DEPARTMENT OF HOUSING AND URBAN  
DEVELOPMENT  
OFFICE OF COMMUNITY PLANNING AND DEVELOPMENT  
PR08 - Grantee Summary Activity Report

DATE: 11/4/2020  
TIME: 3:16:47 PM  
PAGE: 97/124

IDIS

Grantee Activity Number	IDIS Activity - ID	Pgm Yr Project	Activity Name	Act Stat	Matrix Code	Initial Funding Date
	2196	2011-6	Hispanic Coalition of Greater Waterbury, Inc.	Completed	05Z	01/05/12
	2197	2011-7	La Casa Bienvenida, Inc.	Completed	05A	01/05/12
	2198	2011-8	Literacy Volunteers of Greater Waterbury, Inc.	Completed	05Z	01/05/12
	2199	2011-9	Mattatuck Senior Center, Inc.	Completed	05A	01/05/12
	2240	2012-1	Brass City Harvest, Inc.	Completed	05H	11/05/12
	2269	2012-12	HOME Administration	Completed		11/05/12
	2249	2012-13	La Casa Bienvenida, Inc.	Completed	05A	11/05/12
	2250	2012-14	Literacy Volunteers of Greater Waterbury, Inc.	Completed	05Z	11/05/12
	2252	2012-16	Mount Olive A.M.E. Zion Senior Citizens Center, Inc.	Completed	05A	11/05/12
	2253	2012-17	Neighborhood Park Improvements - Hopeville Park	Completed	03F	11/05/12
	2254	2012-18	Neighborhood Park Improvements - Police Activity League of Waterbury, Inc.	Completed	03F	11/05/12
	2255	2012-19	Neighborhood Park Improvements - River Baldwin Basketball Court	Completed	03F	11/05/12
	2241	2012-2	Catholic Charities, Inc. - Archdiocese of Hartford	Completed	05Z	11/05/12
	2256	2012-20	Neighborhood Sidewalks - Reed School Area	Completed	03L	11/05/12
	2257	2012-21	Police Activity League of Waterbury, Inc.	Completed	05D	11/05/12
	2258	2012-22	Pub. Fac. Imp. - Silas Bronson Library	Completed	03Z	11/05/12
	2259	2012-23	Safe Haven of Greater Waterbury, Inc.	Completed	05G	11/05/12
	2260	2012-24	Shakesperience Productions	Completed	05D	11/05/12
	2261	2012-25	StayWell Health Care, Inc.	Completed	05M	11/05/12
	2262	2012-26	The Greater Waterbury Interfaith Ministries, Inc.	Completed	05Z	11/05/12
	2263	2012-27	The St. Margaret/Willow Plaza Neighborhood Revitalization Zone Association, Inc.	Completed	05Z	11/05/12
	2264	2012-28	Walnut-Orange-Walsh Neighborhood Revitalization Zone Association, Inc.	Completed	05Z	11/05/12
	2265	2012-29	Waterbury Opportunities Industrialization Center, Incorporated	Completed	05H	11/05/12
	2242	2012-3	CDBG Administration	Completed	21A	11/05/12
	2266	2012-30	Waterbury Senior Shuttle	Completed	05E	11/05/12
	2267	2012-31	Waterbury Youth Service System, Inc.	Completed	05D	11/05/12
	2268	2012-32	Wellmore, Inc.	Completed	05O	11/05/12
	2270	2012-33	ESG Shelter	Completed		11/13/12
	2271	2012-33	ESG12 Homeless Prevention	Completed		11/13/12
	2272	2012-33	ESG12 Rapid Re-Housing	Completed		11/13/12
	2273	2012-33	ESG12 Administration	Completed		11/13/12
	2243	2012-4	Childrens Community School, Inc.	Completed	05D	11/05/12
	2244	2012-5	Connecticut Legal Services, Inc.	Completed	05C	11/05/12
	2245	2012-6	Demolition	Completed	04	11/05/12
	2246	2012-7	Family Services of Greater Waterbury	Completed	05N	11/05/12
	2247	2012-8	Fire Station Improvements - Station 5 East Main Street	Completed	03O	11/05/12

U.S. DEPARTMENT OF HOUSING AND URBAN  
DEVELOPMENT  
OFFICE OF COMMUNITY PLANNING AND DEVELOPMENT  
PR08 - Grantee Summary Activity Report

DATE: 11/4/2020  
TIME: 3:16:47 PM  
PAGE: 98/124

IDIS

Grantee Activity Number	IDIS Activity - ID	Pgm Yr Project	Activity Name	Act Stat	Matrix Code	Funded Amount
	2196	2011-6	Hispanic Coalition of Greater Waterbury, Inc.	Completed	05Z	\$5,250.00
	2197	2011-7	La Casa Bienvenida, Inc.	Completed	05A	\$9,634.70
	2198	2011-8	Literacy Volunteers of Greater Waterbury, Inc.	Completed	05Z	\$6,702.40
	2199	2011-9	Mattatuck Senior Center, Inc.	Completed	05A	\$6,434.30
	2240	2012-1	Brass City Harvest, Inc.	Completed	05H	\$5,000.00
	2269	2012-12	HOME Administration	Completed		\$69,370.20
	2249	2012-13	La Casa Bienvenida, Inc.	Completed	05A	\$6,000.00
	2250	2012-14	Literacy Volunteers of Greater Waterbury, Inc.	Completed	05Z	\$5,000.00
	2252	2012-16	Mount Olive A.M.E. Zion Senior Citizens Center, Inc.	Completed	05A	\$9,000.00
	2253	2012-17	Neighborhood Park Improvements - Hopeville Park	Completed	03F	\$200,000.00
	2254	2012-18	Neighborhood Park Improvements - Police Activity League of Waterbury, Inc.	Completed	03F	\$200,000.00
	2255	2012-19	Neighborhood Park Improvements - River Baldwin Basketball Court	Completed	03F	\$120,000.00
	2241	2012-2	Catholic Charities, Inc. - Archdiocese of Hartford	Completed	05Z	\$5,000.00
	2256	2012-20	Neighborhood Sidewalks - Reed School Area	Completed	03L	\$244,040.13
	2257	2012-21	Police Activity League of Waterbury, Inc.	Completed	05D	\$5,000.00
	2258	2012-22	Pub. Fac. Imp. - Silas Bronson Library	Completed	03Z	\$219,000.00
	2259	2012-23	Safe Haven of Greater Waterbury, Inc.	Completed	05G	\$10,000.00
	2260	2012-24	Shakesperience Productions	Completed	05D	\$4,000.00
	2261	2012-25	StayWell Health Care, Inc.	Completed	05M	\$5,400.00
	2262	2012-26	The Greater Waterbury Interfaith Ministries, Inc.	Completed	05Z	\$29,500.00
	2263	2012-27	The St. Margaret/Willow Plaza Neighborhood Revitalization Zone Association, Inc.	Completed	05Z	\$8,300.00
	2264	2012-28	Walnut-Orange-Walsh Neighborhood Revitalization Zone Association, Inc.	Completed	05Z	\$9,000.00
	2265	2012-29	Waterbury Opportunities Industrialization Center, Incorporated	Completed	05H	\$6,982.00
	2242	2012-3	CDBG Administration	Completed	21A	\$386,920.62
	2266	2012-30	Waterbury Senior Shuttle	Completed	05E	\$124,895.29
	2267	2012-31	Waterbury Youth Service System, Inc.	Completed	05D	\$7,000.00
	2268	2012-32	Wellmore, Inc.	Completed	05O	\$10,000.00
	2270	2012-33	ESG Shelter	Completed		\$98,035.00
	2271	2012-33	ESG12 Homeless Prevention	Completed		\$50,524.00
	2272	2012-33	ESG12 Rapid Re-Housing	Completed		\$22,500.00
	2273	2012-33	ESG12 Administration	Completed		\$9,000.00
	2243	2012-4	Childrens Community School, Inc.	Completed	05D	\$13,000.00
	2244	2012-5	Connecticut Legal Services, Inc.	Completed	05C	\$5,000.00
	2245	2012-6	Demolition	Completed	04	\$200,000.00
	2246	2012-7	Family Services of Greater Waterbury	Completed	05N	\$15,000.00
	2247	2012-8	Fire Station Improvements - Station 5 East Main Street	Completed	03O	\$66,083.00

U.S. DEPARTMENT OF HOUSING AND URBAN  
DEVELOPMENT  
OFFICE OF COMMUNITY PLANNING AND DEVELOPMENT  
PR08 - Grantee Summary Activity Report

DATE: 11/4/2020  
TIME: 3:16:47 PM  
PAGE: 99/124

IDIS

Grantee Activity Number	IDIS Activity - ID	Pgm Yr Project	Activity Name	Act Stat	Matrix Code	Drawn Amount
	2196	2011-6	Hispanic Coalition of Greater Waterbury, Inc.	Completed	05Z	\$5,250.00
	2197	2011-7	La Casa Bienvenida, Inc.	Completed	05A	\$9,634.70
	2198	2011-8	Literacy Volunteers of Greater Waterbury, Inc.	Completed	05Z	\$6,702.40
	2199	2011-9	Mattatuck Senior Center, Inc.	Completed	05A	\$6,434.30
	2240	2012-1	Brass City Harvest, Inc.	Completed	05H	\$5,000.00
	2269	2012-12	HOME Administration	Completed		\$69,370.20
	2249	2012-13	La Casa Bienvenida, Inc.	Completed	05A	\$6,000.00
	2250	2012-14	Literacy Volunteers of Greater Waterbury, Inc.	Completed	05Z	\$5,000.00
	2252	2012-16	Mount Olive A.M.E. Zion Senior Citizens Center, Inc.	Completed	05A	\$9,000.00
	2253	2012-17	Neighborhood Park Improvements - Hopeville Park	Completed	03F	\$200,000.00
	2254	2012-18	Neighborhood Park Improvements - Police Activity League of Waterbury, Inc.	Completed	03F	\$200,000.00
	2255	2012-19	Neighborhood Park Improvements - River Baldwin Basketball Court	Completed	03F	\$120,000.00
	2241	2012-2	Catholic Charities, Inc. - Archdiocese of Hartford	Completed	05Z	\$5,000.00
	2256	2012-20	Neighborhood Sidewalks - Reed School Area	Completed	03L	\$244,040.13
	2257	2012-21	Police Activity League of Waterbury, Inc.	Completed	05D	\$5,000.00
	2258	2012-22	Pub. Fac. Imp. - Silas Bronson Library	Completed	03Z	\$219,000.00
	2259	2012-23	Safe Haven of Greater Waterbury, Inc.	Completed	05G	\$10,000.00
	2260	2012-24	Shakesperience Productions	Completed	05D	\$4,000.00
	2261	2012-25	StayWell Health Care, Inc.	Completed	05M	\$5,400.00
	2262	2012-26	The Greater Waterbury Interfaith Ministries, Inc.	Completed	05Z	\$29,500.00
	2263	2012-27	The St. Margaret/Willow Plaza Neighborhood Revitalization Zone Association, Inc.	Completed	05Z	\$8,300.00
	2264	2012-28	Walnut-Orange-Walsh Neighborhood Revitalization Zone Association, Inc.	Completed	05Z	\$9,000.00
	2265	2012-29	Waterbury Opportunities Industrialization Center, Incorporated	Completed	05H	\$6,982.00
	2242	2012-3	CDBG Administration	Completed	21A	\$386,920.62
	2266	2012-30	Waterbury Senior Shuttle	Completed	05E	\$124,895.29
	2267	2012-31	Waterbury Youth Service System, Inc.	Completed	05D	\$7,000.00
	2268	2012-32	Wellmore, Inc.	Completed	05O	\$10,000.00
	2270	2012-33	ESG Shelter	Completed		\$98,035.00
	2271	2012-33	ESG12 Homeless Prevention	Completed		\$50,524.00
	2272	2012-33	ESG12 Rapid Re-Housing	Completed		\$22,500.00
	2273	2012-33	ESG12 Administration	Completed		\$9,000.00
	2243	2012-4	Childrens Community School, Inc.	Completed	05D	\$13,000.00
	2244	2012-5	Connecticut Legal Services, Inc.	Completed	05C	\$5,000.00
	2245	2012-6	Demolition	Completed	04	\$200,000.00
	2246	2012-7	Family Services of Greater Waterbury	Completed	05N	\$15,000.00
	2247	2012-8	Fire Station Improvements - Station 5 East Main Street	Completed	03O	\$66,083.00

U.S. DEPARTMENT OF HOUSING AND URBAN  
DEVELOPMENT  
OFFICE OF COMMUNITY PLANNING AND DEVELOPMENT  
PR08 - Grantee Summary Activity Report

DATE: 11/4/2020  
TIME: 3:16:47 PM  
PAGE: 100/124

IDIS

Grantee Activity Number	IDIS Activity - ID	Pgm Yr Project	Activity Name	Act Stat	Matrix Code	Date of Last Draw
	2196	2011-6	Hispanic Coalition of Greater Waterbury, Inc.	Completed	05Z	07/19/2012
	2197	2011-7	La Casa Bienvenida, Inc.	Completed	05A	07/19/2012
	2198	2011-8	Literacy Volunteers of Greater Waterbury, Inc.	Completed	05Z	10/17/2012
	2199	2011-9	Mattatuck Senior Center, Inc.	Completed	05A	10/17/2012
	2240	2012-1	Brass City Harvest, Inc.	Completed	05H	02/14/2013
	2269	2012-12	HOME Administration	Completed		12/11/2013
	2249	2012-13	La Casa Bienvenida, Inc.	Completed	05A	07/25/2013
	2250	2012-14	Literacy Volunteers of Greater Waterbury, Inc.	Completed	05Z	10/12/2013
	2252	2012-16	Mount Olive A.M.E. Zion Senior Citizens Center, Inc.	Completed	05A	07/25/2013
	2253	2012-17	Neighborhood Park Improvements - Hopeville Park	Completed	03F	11/11/2015
	2254	2012-18	Neighborhood Park Improvements - Police Activity League of Waterbury, Inc.	Completed	03F	06/17/2015
	2255	2012-19	Neighborhood Park Improvements - River Baldwin Basketball Court	Completed	03F	12/17/2013
	2241	2012-2	Catholic Charities, Inc. - Archdiocese of Hartford	Completed	05Z	07/25/2013
	2256	2012-20	Neighborhood Sidewalks - Reed School Area	Completed	03L	09/04/2015
	2257	2012-21	Police Activity League of Waterbury, Inc.	Completed	05D	10/12/2013
	2258	2012-22	Pub. Fac. Imp. - Silas Bronson Library	Completed	03Z	09/29/2015
	2259	2012-23	Safe Haven of Greater Waterbury, Inc.	Completed	05G	04/18/2013
	2260	2012-24	Shakesperience Productions	Completed	05D	06/26/2013
	2261	2012-25	StayWell Health Care, Inc.	Completed	05M	05/15/2013
	2262	2012-26	The Greater Waterbury Interfaith Ministries, Inc.	Completed	05Z	07/27/2013
	2263	2012-27	The St. Margaret/Willow Plaza Neighborhood Revitalization Zone Association, Inc.	Completed	05Z	07/11/2013
	2264	2012-28	Walnut-Orange-Walsh Neighborhood Revitalization Zone Association, Inc.	Completed	05Z	04/18/2013
	2265	2012-29	Waterbury Opportunities Industrialization Center, Incorporated	Completed	05H	08/20/2013
	2242	2012-3	CDBG Administration	Completed	21A	11/08/2013
	2266	2012-30	Waterbury Senior Shuttle	Completed	05E	04/09/2014
	2267	2012-31	Waterbury Youth Service System, Inc.	Completed	05D	10/04/2013
	2268	2012-32	Wellmore, Inc.	Completed	05O	10/26/2013
	2270	2012-33	ESG Shelter	Completed		01/16/2014
	2271	2012-33	ESG12 Homeless Prevention	Completed		09/06/2013
	2272	2012-33	ESG12 Rapid Re-Housing	Completed		03/28/2014
	2273	2012-33	ESG12 Administration	Completed		02/05/2014
	2243	2012-4	Childrens Community School, Inc.	Completed	05D	09/26/2013
	2244	2012-5	Connecticut Legal Services, Inc.	Completed	05C	10/12/2013
	2245	2012-6	Demolition	Completed	04	06/12/2013
	2246	2012-7	Family Services of Greater Waterbury	Completed	05N	10/26/2013
	2247	2012-8	Fire Station Improvements - Station 5 East Main Street	Completed	03O	11/19/2013

U.S. DEPARTMENT OF HOUSING AND URBAN  
DEVELOPMENT  
OFFICE OF COMMUNITY PLANNING AND DEVELOPMENT  
PR08 - Grantee Summary Activity Report

DATE: 11/4/2020  
TIME: 3:16:47 PM  
PAGE: 101/124

IDIS

Grantee Activity Number	IDIS Activity - ID	Pgm Yr Project	Activity Name	Act Stat	Matrix Code	Initial Funding Date
	2248	2012-9	Hispanic Coalition of Greater Waterbury, Inc.	Completed	05Z	11/05/12
	2285	2013-1	CDBG - Administration	Completed	21A	11/06/13
	2290	2013-10	Literacy Volunteers	Completed	05Z	11/21/13
	2291	2013-12	Neighborhood Housing Services	Completed	05U	11/21/13
	2292	2013-13	Police Activity League (Program)	Completed	05D	02/21/14
	2293	2013-14	Safe Haven (CDBG)	Completed	05G	11/21/13
	2294	2013-15	Shakesperience Productions, Inc.	Completed	05D	11/21/13
	2297	2013-16	The St. Margaret/Willow Plaza Neighborhood Revitalization Zone Association, Inc.	Completed	05Z	01/09/14
	2298	2013-17	Walnut-Orange-Walsh Neighborhood Revitalization Zone	Completed	05D	01/09/14
	2301	2013-18	Fair Housing Education & Outreach	Completed	05J	04/14/14
	2299	2013-19	Waterbury Senior Shuttle	Completed	05E	01/06/14
	2283	2013-2	Catholic Charities	Completed	05Z	01/23/14
	2300	2013-20	Waterbury Youth Service System, Inc.	Completed	05D	11/21/13
	2302	2013-21	Wellmore, Inc.	Completed	05O	11/21/13
	2295	2013-22	StayWell Health Care, Inc.	Completed	05M	11/21/13
	2304	2013-24	Brass City Harvest (Project)	Completed	03E	02/19/14
	2312	2013-25	Pub. Fac. Imp. - Fulton Park Improvements	Completed	03F	06/24/14
	2306	2013-26	Library Plaza Entry Phase 1	Completed	03F	05/12/14
	2313	2013-27	Sidewalk Improvements - Pearl Street	Completed	03L	03/12/14
	2309	2013-29	Park Improvements - Rivera Hughes Park	Completed	03F	05/12/14
	2282	2013-3	Best Buddies CT Friendship Program	Completed	05D	01/09/14
	2307	2013-30	Pub. Fac. Imp. - PAL Park Improvements	Completed	03F	05/27/14
	2310	2013-31	Pub. Fac. Imp. - Silas Bronson Library	Completed	03Z	06/04/14
	2311	2013-32	Pub. Fac. Imp - YMCA Pool ADA Renovations	Completed	03Z	11/21/13
	2305	2013-33	HOME - Administration	Completed		11/07/13
	2349	2013-35	Frost Homestead	Completed		09/21/15
	2278	2013-36	ESG13 Shelter	Completed		11/21/13
	2279	2013-36	ESG13 Rapid Re-Housing	Completed		11/26/13
	2280	2013-36	ESG13 Homeless Prevention	Completed		11/26/13
	2281	2013-36	ESG13 Administration	Completed		11/05/13
	2315	2013-37	Neighborhood Park Improvements - General	Completed	03F	10/07/14
	2284	2013-4	Brass City Harvest (Program)	Completed	05H	01/06/14
	2286	2013-5	Center for Human Development	Completed	05Z	01/23/14
	2287	2013-6	Connecticut Legal Services	Completed	05C	11/21/13
	2288	2013-7	Family Services of Greater Waterbury	Completed	05N	02/04/14
	2296	2013-8	The Greater Waterbury Interfaith Ministries, Inc.	Completed	05W	11/21/13



U.S. DEPARTMENT OF HOUSING AND URBAN  
DEVELOPMENT  
OFFICE OF COMMUNITY PLANNING AND DEVELOPMENT  
PR08 - Grantee Summary Activity Report

DATE: 11/4/2020  
TIME: 3:16:47 PM  
PAGE: 102/124

IDIS

Grantee Activity Number	IDIS Activity - ID	Pgm Yr Project	Activity Name	Act Stat	Matrix Code	Funded Amount
2248	2012-9		Hispanic Coalition of Greater Waterbury, Inc.	Completed	05Z	\$5,200.00
2285	2013-1		CDBG - Administration	Completed	21A	\$402,828.84
2290	2013-10		Literacy Volunteers	Completed	05Z	\$5,315.47
2291	2013-12		Neighborhood Housing Services	Completed	05U	\$15,946.40
2292	2013-13		Police Activity League (Program)	Completed	05D	\$15,946.40
2293	2013-14		Safe Haven (CDBG)	Completed	05G	\$10,630.93
2294	2013-15		Shakesperience Productions, Inc.	Completed	05D	\$4,252.37
2297	2013-16		The St. Margaret/Willow Plaza Neighborhood Revitalization Zone Association, Inc.	Completed	05Z	\$9,036.29
2298	2013-17		Walnut-Orange-Walsh Neighborhood Revitalization Zone	Completed	05D	\$10,630.93
2301	2013-18		Fair Housing Education & Outreach	Completed	05J	\$2,700.00
2299	2013-19		Waterbury Senior Shuttle	Completed	05E	\$48,910.91
2283	2013-2		Catholic Charities	Completed	05Z	\$5,315.47
2300	2013-20		Waterbury Youth Service System, Inc.	Completed	05D	\$15,946.40
2302	2013-21		Wellmore, Inc.	Completed	05O	\$10,630.93
2295	2013-22		StayWell Health Care, Inc.	Completed	05M	\$6,378.56
2304	2013-24		Brass City Harvest (Project)	Completed	03E	\$23,600.68
2312	2013-25		Pub. Fac. Imp. - Fulton Park Improvements	Completed	03F	\$212,618.70
2306	2013-26		Library Plaza Entry Phase 1	Completed	03F	\$377,773.37
2313	2013-27		Sidewalk Improvements - Pearl Street	Completed	03L	\$53,144.00
2309	2013-29		Park Improvements - Rivera Hughes Park	Completed	03F	\$264,198.04
2282	2013-3		Best Buddies CT Friendship Program	Completed	05D	\$5,315.02
2307	2013-30		Pub. Fac. Imp. - PAL Park Improvements	Completed	03F	\$104,752.02
2310	2013-31		Pub. Fac. Imp. - Silas Bronson Library	Completed	03Z	\$212,619.00
2311	2013-32		Pub. Fac. Imp - YMCA Pool ADA Renovations	Completed	03Z	\$53,154.67
2305	2013-33		HOME - Administration	Completed		\$74,533.93
2349	2013-35		Frost Homestead	Completed		\$1,004,500.01
2278	2013-36		ESG13 Shelter	Completed		\$75,254.72
2279	2013-36		ESG13 Rapid Re-Housing	Completed		\$38,045.87
2280	2013-36		ESG13 Homeless Prevention	Completed		\$16,861.17
2281	2013-36		ESG13 Administration	Completed		\$6,848.24
2315	2013-37		Neighborhood Park Improvements - General	Completed	03F	\$8,779.58
2284	2013-4		Brass City Harvest (Program)	Completed	05H	\$16,477.95
2286	2013-5		Center for Human Development	Completed	05Z	\$30,829.71
2287	2013-6		Connecticut Legal Services	Completed	05C	\$10,630.93
2288	2013-7		Family Services of Greater Waterbury	Completed	05N	\$15,946.40
2296	2013-8		The Greater Waterbury Interfaith Ministries, Inc.	Completed	05W	\$42,523.74

U.S. DEPARTMENT OF HOUSING AND URBAN  
DEVELOPMENT  
OFFICE OF COMMUNITY PLANNING AND DEVELOPMENT  
PR08 - Grantee Summary Activity Report

DATE: 11/4/2020  
TIME: 3:16:47 PM  
PAGE: 103/124

IDIS

Grantee Activity Number	IDIS Activity - ID	Pgm Yr Project	Activity Name	Act Stat	Matrix Code	Drawn Amount
2248	2012-9	Hispanic Coalition of Greater Waterbury, Inc.		Completed	05Z	\$5,200.00
2285	2013-1	CDBG - Administration		Completed	21A	\$402,828.84
2290	2013-10	Literacy Volunteers		Completed	05Z	\$5,315.47
2291	2013-12	Neighborhood Housing Services		Completed	05U	\$15,946.40
2292	2013-13	Police Activity League (Program)		Completed	05D	\$15,946.40
2293	2013-14	Safe Haven (CDBG)		Completed	05G	\$10,630.93
2294	2013-15	Shakesperience Productions, Inc.		Completed	05D	\$4,252.37
2297	2013-16	The St. Margaret/Willow Plaza Neighborhood Revitalization Zone Association, Inc.		Completed	05Z	\$9,036.29
2298	2013-17	Walnut-Orange-Walsh Neighborhood Revitalization Zone		Completed	05D	\$10,630.93
2301	2013-18	Fair Housing Education & Outreach		Completed	05J	\$2,700.00
2299	2013-19	Waterbury Senior Shuttle		Completed	05E	\$48,910.91
2283	2013-2	Catholic Charities		Completed	05Z	\$5,315.47
2300	2013-20	Waterbury Youth Service System, Inc.		Completed	05D	\$15,946.40
2302	2013-21	Wellmore, Inc.		Completed	05O	\$10,630.93
2295	2013-22	StayWell Health Care, Inc.		Completed	05M	\$6,378.56
2304	2013-24	Brass City Harvest (Project)		Completed	03E	\$23,600.68
2312	2013-25	Pub. Fac. Imp. - Fulton Park Improvements		Completed	03F	\$212,618.70
2306	2013-26	Library Plaza Entry Phase 1		Completed	03F	\$377,773.37
2313	2013-27	Sidewalk Improvements - Pearl Street		Completed	03L	\$53,144.00
2309	2013-29	Park Improvements - Rivera Hughes Park		Completed	03F	\$264,198.04
2282	2013-3	Best Buddies CT Friendship Program		Completed	05D	\$5,315.02
2307	2013-30	Pub. Fac. Imp. - PAL Park Improvements		Completed	03F	\$104,752.02
2310	2013-31	Pub. Fac. Imp. - Silas Bronson Library		Completed	03Z	\$212,619.00
2311	2013-32	Pub. Fac. Imp - YMCA Pool ADA Renovations		Completed	03Z	\$53,154.67
2305	2013-33	HOME - Administration		Completed		\$74,533.93
2349	2013-35	Frost Homestead		Completed		\$1,004,500.01
2278	2013-36	ESG13 Shelter		Completed		\$75,254.72
2279	2013-36	ESG13 Rapid Re-Housing		Completed		\$38,045.87
2280	2013-36	ESG13 Homeless Prevention		Completed		\$16,861.17
2281	2013-36	ESG13 Administration		Completed		\$6,848.24
2315	2013-37	Neighborhood Park Improvements - General		Completed	03F	\$8,779.58
2284	2013-4	Brass City Harvest (Program)		Completed	05H	\$16,477.95
2286	2013-5	Center for Human Development		Completed	05Z	\$30,829.71
2287	2013-6	Connecticut Legal Services		Completed	05C	\$10,630.93
2288	2013-7	Family Services of Greater Waterbury		Completed	05N	\$15,946.40
2296	2013-8	The Greater Waterbury Interfaith Ministries, Inc.		Completed	05W	\$42,523.74

U.S. DEPARTMENT OF HOUSING AND URBAN  
DEVELOPMENT  
OFFICE OF COMMUNITY PLANNING AND DEVELOPMENT  
PR08 - Grantee Summary Activity Report

DATE: 11/4/2020  
TIME: 3:16:47 PM  
PAGE: 104/124

IDIS

Grantee Activity Number	IDIS Activity - ID	Pgm Yr Project	Activity Name	Act Stat	Matrix Code	Date of Last Draw
	2248	2012-9	Hispanic Coalition of Greater Waterbury, Inc.	Completed	05Z	04/10/2013
	2285	2013-1	CDBG - Administration	Completed	21A	11/06/2014
	2290	2013-10	Literacy Volunteers	Completed	05Z	07/16/2014
	2291	2013-12	Neighborhood Housing Services	Completed	05U	10/08/2014
	2292	2013-13	Police Activity League (Program)	Completed	05D	05/23/2014
	2293	2013-14	Safe Haven (CDBG)	Completed	05G	02/22/2014
	2294	2013-15	Shakesperience Productions, Inc.	Completed	05D	10/08/2014
	2297	2013-16	The St. Margaret/Willow Plaza Neighborhood Revitalization Zone Association, Inc.	Completed	05Z	04/02/2014
	2298	2013-17	Walnut-Orange-Walsh Neighborhood Revitalization Zone	Completed	05D	10/17/2014
	2301	2013-18	Fair Housing Education & Outreach	Completed	05J	05/19/2016
	2299	2013-19	Waterbury Senior Shuttle	Completed	05E	08/19/2014
	2283	2013-2	Catholic Charities	Completed	05Z	10/08/2014
	2300	2013-20	Waterbury Youth Service System, Inc.	Completed	05D	10/17/2014
	2302	2013-21	Wellmore, Inc.	Completed	05O	10/17/2014
	2295	2013-22	StayWell Health Care, Inc.	Completed	05M	04/30/2014
	2304	2013-24	Brass City Harvest (Project)	Completed	03E	10/09/2015
	2312	2013-25	Pub. Fac. Imp. - Fulton Park Improvements	Completed	03F	01/27/2015
	2306	2013-26	Library Plaza Entry Phase 1	Completed	03F	02/24/2018
	2313	2013-27	Sidewalk Improvements - Pearl Street	Completed	03L	08/14/2015
	2309	2013-29	Park Improvements - Rivera Hughes Park	Completed	03F	07/20/2017
	2282	2013-3	Best Buddies CT Friendship Program	Completed	05D	10/30/2014
	2307	2013-30	Pub. Fac. Imp. - PAL Park Improvements	Completed	03F	06/30/2016
	2310	2013-31	Pub. Fac. Imp. - Silas Bronson Library	Completed	03Z	03/12/2015
	2311	2013-32	Pub. Fac. Imp - YMCA Pool ADA Renovations	Completed	03Z	07/03/2014
	2305	2013-33	HOME - Administration	Completed		08/26/2015
	2349	2013-35	Frost Homestead	Completed		10/29/2016
	2278	2013-36	ESG13 Shelter	Completed		10/08/2014
	2279	2013-36	ESG13 Rapid Re-Housing	Completed		10/08/2014
	2280	2013-36	ESG13 Homeless Prevention	Completed		10/08/2014
	2281	2013-36	ESG13 Administration	Completed		11/14/2014
	2315	2013-37	Neighborhood Park Improvements - General	Completed	03F	12/02/2016
	2284	2013-4	Brass City Harvest (Program)	Completed	05H	10/08/2014
	2286	2013-5	Center for Human Development	Completed	05Z	10/17/2014
	2287	2013-6	Connecticut Legal Services	Completed	05C	10/17/2014
	2288	2013-7	Family Services of Greater Waterbury	Completed	05N	11/06/2014
	2296	2013-8	The Greater Waterbury Interfaith Ministries, Inc.	Completed	05W	10/08/2014

U.S. DEPARTMENT OF HOUSING AND URBAN  
DEVELOPMENT  
OFFICE OF COMMUNITY PLANNING AND DEVELOPMENT  
PR08 - Grantee Summary Activity Report

DATE: 11/4/2020  
TIME: 3:16:47 PM  
PAGE: 105/124

IDIS

Grantee Activity Number	IDIS Activity - ID	Pgm Yr Project	Activity Name	Act Stat	Matrix Code	Initial Funding Date
	2289	2013-9	Hispanic Coalition	Completed	05Z	01/23/14
	2320	2014-1	CDBG - Administration	Completed	21A	11/04/14
	2332	2014-10	Safe Haven	Completed	05G	12/08/14
	2333	2014-11	Salvation Army Food Pantry	Completed	05W	12/08/14
	2334	2014-12	Shakesperience Productions	Completed	05D	12/08/14
	2336	2014-14	Walnut-Orange-Walsh Neighborhood Revitalization Zone Association	Completed	05D	01/14/15
	2337	2014-15	Waterbury Youth Services	Completed	05D	01/08/15
	2323	2014-16	Waterbury Senior Shuttle	Completed	05E	11/21/14
	2338	2014-17	Brass City Harvest Greenhouse	Completed	03E	01/08/15
	2339	2014-18	Park Improvements - Hamilton Park	Completed	03F	07/06/15
	2340	2014-19	Park Improvements - Hopeville Park	Completed	03F	07/06/15
	2324	2014-2	Brass City Harvest Community Food Program	Completed	05W	12/08/14
	2341	2014-20	Park Improvements - Lakewood Park	Completed	03F	07/15/16
	2342	2014-21	Park Improvements - Martin Luther King Park	Completed	03F	07/06/15
	2343	2014-22	Police Activity League of Waterbury - Boiler Replacement	Completed	03F	09/25/17
	2344	2014-23	Police Activity League of Waterbury - Bleacher Replacement	Completed	03F	04/20/15
	2345	2014-24	Police Activity League of Waterbury - Park Pavilion	Completed	03F	07/06/15
	2346	2014-25	St. Mary's Hospital Child Development Center Security Equipment	Completed	03M	04/22/15
	2347	2014-26	Silas Bronson Library Window Replacement Phase 3	Completed	03Z	03/05/15
	2348	2014-27	Waterbury Opportunities Industrialization Center - Joseph Jaynes Center Improvements	Completed	03E	01/18/17
	2322	2014-28	Emergency Relocation	Completed	08	04/22/15
	2321	2014-29	HOME Administration	Completed		11/12/14
	2325	2014-3	Catholic Charities Family Center	Completed	05L	12/08/14
	2316	2014-32	ESG14 Administration	Completed		10/29/14
	2317	2014-32	ESG14 Homeless Prevention	Completed		11/20/14
	2318	2014-32	ESG14 Rapid Re-housing	Completed		11/20/14
	2319	2014-32	ESG14 Shelter	Completed		11/20/14
	2370	2014-33	Library Plaza Entry Phase 2	Completed	03F	01/31/17
	2400	2014-35	NHSW - CHDO Operating	Completed		10/06/16
	2326	2014-4	Center for Human Development Hospitality Center	Completed	05Z	02/04/15
	2327	2014-5	Connecticut Legal Services	Completed	05C	12/08/14
	2328	2014-6	Family Services of Greater Waterbury, Inc.	Completed	05N	02/04/15
	2329	2014-7	Greater Waterbury Interfaith Ministries	Completed	05W	12/08/14
	2330	2014-8	Hispanic Coalition	Completed	05A	01/08/15
	2331	2014-9	Literacy Volunteers	Completed	05H	12/08/14
	2350	2015-1	CDBG - Administration	Completed	21A	11/09/15

U.S. DEPARTMENT OF HOUSING AND URBAN  
DEVELOPMENT  
OFFICE OF COMMUNITY PLANNING AND DEVELOPMENT  
PR08 - Grantee Summary Activity Report

DATE: 11/4/2020  
TIME: 3:16:47 PM  
PAGE: 106/124

IDIS

Grantee Activity Number	IDIS Activity - ID	Pgm Yr Project	Activity Name	Act Stat	Matrix Code	Funded Amount
	2289	2013-9	Hispanic Coalition	Completed	05Z	\$11,906.65
	2320	2014-1	CDBG - Administration	Completed	21A	\$382,688.80
	2332	2014-10	Safe Haven	Completed	05G	\$10,630.93
	2333	2014-11	Salvation Army Food Pantry	Completed	05W	\$9,000.00
	2334	2014-12	Shakesperience Productions	Completed	05D	\$5,000.00
	2336	2014-14	Walnut-Orange-Walsh Neighborhood Revitalization Zone Association	Completed	05D	\$10,000.00
	2337	2014-15	Waterbury Youth Services	Completed	05D	\$14,369.42
	2323	2014-16	Waterbury Senior Shuttle	Completed	05E	\$106,000.00
	2338	2014-17	Brass City Harvest Greenhouse	Completed	03E	\$20,000.00
	2339	2014-18	Park Improvements - Hamilton Park	Completed	03F	\$110,000.00
	2340	2014-19	Park Improvements - Hopeville Park	Completed	03F	\$110,000.00
	2324	2014-2	Brass City Harvest Community Food Program	Completed	05W	\$16,477.95
	2341	2014-20	Park Improvements - Lakewood Park	Completed	03F	\$145,762.54
	2342	2014-21	Park Improvements - Martin Luther King Park	Completed	03F	\$126,000.00
	2343	2014-22	Police Activity League of Waterbury - Boiler Replacement	Completed	03F	\$56,903.56
	2344	2014-23	Police Activity League of Waterbury - Bleacher Replacement	Completed	03F	\$36,690.35
	2345	2014-24	Police Activity League of Waterbury - Park Pavilion	Completed	03F	\$77,000.00
	2346	2014-25	St. Mary's Hospital Child Development Center Security Equipment	Completed	03M	\$15,200.00
	2347	2014-26	Silas Bronson Library Window Replacement Phase 3	Completed	03Z	\$290,821.00
	2348	2014-27	Waterbury Opportunities Industrialization Center - Joseph Jaynes Center Improvements	Completed	03E	\$17,326.74
	2322	2014-28	Emergency Relocation	Completed	08	\$175,081.02
	2321	2014-29	HOME Administration	Completed		\$65,769.40
	2325	2014-3	Catholic Charities Family Center	Completed	05L	\$4,738.49
	2316	2014-32	ESG14 Administration	Completed		\$12,164.78
	2317	2014-32	ESG14 Homeless Prevention	Completed		\$27,805.00
	2318	2014-32	ESG14 Rapid Re-housing	Completed		\$24,909.02
	2319	2014-32	ESG14 Shelter	Completed		\$97,318.20
	2370	2014-33	Library Plaza Entry Phase 2	Completed	03F	\$109,179.00
	2400	2014-35	NHSW - CHDO Operating	Completed		\$68,000.00
	2326	2014-4	Center for Human Development Hospitality Center	Completed	05Z	\$28,000.00
	2327	2014-5	Connecticut Legal Services	Completed	05C	\$10,000.00
	2328	2014-6	Family Services of Greater Waterbury, Inc.	Completed	05N	\$14,946.36
	2329	2014-7	Greater Waterbury Interfaith Ministries	Completed	05W	\$41,523.74
	2330	2014-8	Hispanic Coalition	Completed	05A	\$11,329.67
	2331	2014-9	Literacy Volunteers	Completed	05H	\$5,000.00
	2350	2015-1	CDBG - Administration	Completed	21A	\$299,218.97

U.S. DEPARTMENT OF HOUSING AND URBAN  
DEVELOPMENT  
OFFICE OF COMMUNITY PLANNING AND DEVELOPMENT  
PR08 - Grantee Summary Activity Report

DATE: 11/4/2020  
TIME: 3:16:47 PM  
PAGE: 107/124

IDIS

Grantee Activity Number	IDIS Activity - ID	Pgm Yr Project	Activity Name	Act Stat	Matrix Code	Drawn Amount
	2289	2013-9	Hispanic Coalition	Completed	05Z	\$11,906.65
	2320	2014-1	CDBG - Administration	Completed	21A	\$382,688.80
	2332	2014-10	Safe Haven	Completed	05G	\$10,630.93
	2333	2014-11	Salvation Army Food Pantry	Completed	05W	\$9,000.00
	2334	2014-12	Shakesperience Productions	Completed	05D	\$5,000.00
	2336	2014-14	Walnut-Orange-Walsh Neighborhood Revitalization Zone Association	Completed	05D	\$10,000.00
	2337	2014-15	Waterbury Youth Services	Completed	05D	\$14,369.42
	2323	2014-16	Waterbury Senior Shuttle	Completed	05E	\$106,000.00
	2338	2014-17	Brass City Harvest Greenhouse	Completed	03E	\$20,000.00
	2339	2014-18	Park Improvements - Hamilton Park	Completed	03F	\$110,000.00
	2340	2014-19	Park Improvements - Hopeville Park	Completed	03F	\$110,000.00
	2324	2014-2	Brass City Harvest Community Food Program	Completed	05W	\$16,477.95
	2341	2014-20	Park Improvements - Lakewood Park	Completed	03F	\$145,762.54
	2342	2014-21	Park Improvements - Martin Luther King Park	Completed	03F	\$126,000.00
	2343	2014-22	Police Activity League of Waterbury - Boiler Replacement	Completed	03F	\$56,903.56
	2344	2014-23	Police Activity League of Waterbury - Bleacher Replacement	Completed	03F	\$36,690.35
	2345	2014-24	Police Activity League of Waterbury - Park Pavilion	Completed	03F	\$77,000.00
	2346	2014-25	St. Mary's Hospital Child Development Center Security Equipment	Completed	03M	\$15,200.00
	2347	2014-26	Silas Bronson Library Window Replacement Phase 3	Completed	03Z	\$290,821.00
	2348	2014-27	Waterbury Opportunities Industrialization Center - Joseph Jaynes Center Improvements	Completed	03E	\$17,326.74
	2322	2014-28	Emergency Relocation	Completed	08	\$175,081.02
	2321	2014-29	HOME Administration	Completed		\$65,769.40
	2325	2014-3	Catholic Charities Family Center	Completed	05L	\$4,738.49
	2316	2014-32	ESG14 Administration	Completed		\$12,164.78
	2317	2014-32	ESG14 Homeless Prevention	Completed		\$27,805.00
	2318	2014-32	ESG14 Rapid Re-housing	Completed		\$24,909.02
	2319	2014-32	ESG14 Shelter	Completed		\$97,318.20
	2370	2014-33	Library Plaza Entry Phase 2	Completed	03F	\$109,179.00
	2400	2014-35	NHSW - CHDO Operating	Completed		\$68,000.00
	2326	2014-4	Center for Human Development Hospitality Center	Completed	05Z	\$28,000.00
	2327	2014-5	Connecticut Legal Services	Completed	05C	\$10,000.00
	2328	2014-6	Family Services of Greater Waterbury, Inc.	Completed	05N	\$14,946.36
	2329	2014-7	Greater Waterbury Interfaith Ministries	Completed	05W	\$41,523.74
	2330	2014-8	Hispanic Coalition	Completed	05A	\$11,329.67
	2331	2014-9	Literacy Volunteers	Completed	05H	\$5,000.00
	2350	2015-1	CDBG - Administration	Completed	21A	\$299,218.97

U.S. DEPARTMENT OF HOUSING AND URBAN  
DEVELOPMENT  
OFFICE OF COMMUNITY PLANNING AND DEVELOPMENT  
PR08 - Grantee Summary Activity Report

DATE: 11/4/2020  
TIME: 3:16:47 PM  
PAGE: 108/124

IDIS

Grantee Activity Number	IDIS Activity - ID	Pgm Yr Project	Activity Name	Act Stat	Matrix Code	Date of Last Draw
	2289	2013-9	Hispanic Coalition	Completed	05Z	10/08/2014
	2320	2014-1	CDBG - Administration	Completed	21A	11/04/2015
	2332	2014-10	Safe Haven	Completed	05G	04/15/2015
	2333	2014-11	Salvation Army Food Pantry	Completed	05W	10/21/2015
	2334	2014-12	Shakesperience Productions	Completed	05D	05/22/2015
	2336	2014-14	Walnut-Orange-Walsh Neighborhood Revitalization Zone Association	Completed	05D	10/21/2015
	2337	2014-15	Waterbury Youth Services	Completed	05D	10/21/2015
	2323	2014-16	Waterbury Senior Shuttle	Completed	05E	12/18/2015
	2338	2014-17	Brass City Harvest Greenhouse	Completed	03E	08/17/2017
	2339	2014-18	Park Improvements - Hamilton Park	Completed	03F	12/05/2015
	2340	2014-19	Park Improvements - Hopeville Park	Completed	03F	12/05/2015
	2324	2014-2	Brass City Harvest Community Food Program	Completed	05W	10/09/2015
	2341	2014-20	Park Improvements - Lakewood Park	Completed	03F	07/30/2020
	2342	2014-21	Park Improvements - Martin Luther King Park	Completed	03F	12/05/2015
	2343	2014-22	Police Activity League of Waterbury - Boiler Replacement	Completed	03F	09/28/2017
	2344	2014-23	Police Activity League of Waterbury - Bleacher Replacement	Completed	03F	01/15/2016
	2345	2014-24	Police Activity League of Waterbury - Park Pavilion	Completed	03F	10/09/2015
	2346	2014-25	St. Mary's Hospital Child Development Center Security Equipment	Completed	03M	06/26/2015
	2347	2014-26	Silas Bronson Library Window Replacement Phase 3	Completed	03Z	04/15/2016
	2348	2014-27	Waterbury Opportunities Industrialization Center - Joseph Jaynes Center Improvements	Completed	03E	06/22/2018
	2322	2014-28	Emergency Relocation	Completed	08	08/17/2017
	2321	2014-29	HOME Administration	Completed		04/15/2016
	2325	2014-3	Catholic Charities Family Center	Completed	05L	06/11/2015
	2316	2014-32	ESG14 Administration	Completed		01/27/2016
	2317	2014-32	ESG14 Homeless Prevention	Completed		10/21/2015
	2318	2014-32	ESG14 Rapid Re-housing	Completed		10/21/2015
	2319	2014-32	ESG14 Shelter	Completed		10/21/2015
	2370	2014-33	Library Plaza Entry Phase 2	Completed	03F	03/16/2018
	2400	2014-35	NHSW - CHDO Operating	Completed		01/11/2018
	2326	2014-4	Center for Human Development Hospitality Center	Completed	05Z	10/21/2015
	2327	2014-5	Connecticut Legal Services	Completed	05C	10/21/2015
	2328	2014-6	Family Services of Greater Waterbury, Inc.	Completed	05N	09/04/2015
	2329	2014-7	Greater Waterbury Interfaith Ministries	Completed	05W	10/09/2015
	2330	2014-8	Hispanic Coalition	Completed	05A	09/17/2015
	2331	2014-9	Literacy Volunteers	Completed	05H	08/01/2015
	2350	2015-1	CDBG - Administration	Completed	21A	01/20/2017

U.S. DEPARTMENT OF HOUSING AND URBAN  
DEVELOPMENT  
OFFICE OF COMMUNITY PLANNING AND DEVELOPMENT  
PR08 - Grantee Summary Activity Report

DATE: 11/4/2020  
TIME: 3:16:47 PM  
PAGE: 109/124

IDIS

Grantee Activity Number	IDIS Activity - ID	Pgm Yr Project	Activity Name	Act Stat	Matrix Code	Initial Funding Date
	2359	2015-10	Safe Haven CDBG Program	Completed	05G	12/08/15
	2360	2015-11	Salvation Army Food Pantry	Completed	05W	12/08/15
	2361	2015-12	Shakesperience	Completed	05D	12/08/15
	2362	2015-13	Walnut Orange Walsh WOW Community Center	Completed	05D	12/08/15
	2363	2015-14	Waterbury Youth Services Truancy Program	Completed	05D	12/08/15
	2364	2015-15	Waterbury Senior Shuttle	Completed	05E	12/08/15
	2401	2015-16	Boys and Girls Club of Greater Waterbury	Completed	03D	01/31/17
	2371	2015-17	Park Improvements - Berkeley Warner Community Center	Completed	03F	07/21/16
	2373	2015-19	Park Improvements - Lakewood Park	Completed	03F	07/21/16
	2351	2015-2	Brass City Harvest	Completed	05W	12/08/15
	2402	2015-20	Police Activity League of Waterbury - Facility Improvements	Completed	03F	07/22/19
	2403	2015-21	Police Activity League of Waterbury - Rooftop Garden	Completed	03F	09/27/17
	2369	2015-23	HOME Administration	Completed		04/13/16
	2365	2015-26	ESG15 Shelter	Completed		01/11/16
	2366	2015-26	ESG15 Homeless Prevention	Completed		01/11/16
	2367	2015-26	ESG 15 Rapid Re-Housing	Completed		01/11/16
	2368	2015-26	ESG15 Administration	Completed		01/25/16
	2374	2015-27	Park Improvements - Washington Park	Completed	03E	07/21/16
	2473	2015-28	Brass City Harvest Phase 1 Regional Food Hub Project	Completed	17C	07/22/19
	2352	2015-3	Catholic Charities	Completed	05L	12/08/15
	2353	2015-4	Center for Human Development Hospitality Center	Completed	05Z	12/08/15
	2354	2015-5	Connecticut Legal Services	Completed	05C	12/08/15
	2355	2015-6	Family Services of Greater Waterbury	Completed	05N	12/08/15
	2356	2015-7	Greater Waterbury Interfaith Ministries	Completed	05W	12/08/15
	2357	2015-8	Hispanic Coalition	Completed	05A	12/08/15
	2358	2015-9	Literacy Volunteers	Completed	05H	12/08/15
	2375	2016-1	CDBG - Administration	Completed	21A	04/26/17
	2385	2016-10	Safe Haven (CDBG)	Completed	05G	12/01/16
	2386	2016-11	Salvation Army (CDBG)	Completed	05W	12/06/16
	2387	2016-12	Shakesperience Productions	Completed	05D	12/01/16
	2388	2016-13	Waterbury Senior Shuttle	Completed	05A	11/10/16
	2389	2016-14	Waterbury Youth Services	Completed	05D	12/01/16
	2390	2016-15	Walnut Orange Walsh - WOW Community Center	Completed	05D	01/20/17
	2391	2016-16	Boys and Girls Club of Greater Waterbury	Completed	03D	04/23/19
	2474	2016-17	Brass City Harvest Phase 1 Regional Food Hub	Completed	17C	07/22/19
	2393	2016-18	Park Improvements - City Mills Park	Completed	03F	07/19/17



U.S. DEPARTMENT OF HOUSING AND URBAN  
DEVELOPMENT  
OFFICE OF COMMUNITY PLANNING AND DEVELOPMENT  
PR08 - Grantee Summary Activity Report

DATE: 11/4/2020  
TIME: 3:16:47 PM  
PAGE: 110/124

IDIS

Grantee Activity Number	IDIS Activity - ID	Pgm Yr Project	Activity Name	Act Stat	Matrix Code	Funded Amount
	2359	2015-10	Safe Haven CDBG Program	Completed	05G	\$10,793.68
	2360	2015-11	Salvation Army Food Pantry	Completed	05W	\$9,162.75
	2361	2015-12	Shakesperience	Completed	05D	\$5,162.75
	2362	2015-13	Walnut Orange Walsh WOW Community Center	Completed	05D	\$10,162.75
	2363	2015-14	Waterbury Youth Services Truancy Program	Completed	05D	\$14,532.17
	2364	2015-15	Waterbury Senior Shuttle	Completed	05E	\$100,162.75
	2401	2015-16	Boys and Girls Club of Greater Waterbury	Completed	03D	\$25,104.00
	2371	2015-17	Park Improvements - Berkeley Warner Community Center	Completed	03F	\$80,000.00
	2373	2015-19	Park Improvements - Lakewood Park	Completed	03F	\$569,354.23
	2351	2015-2	Brass City Harvest	Completed	05W	\$16,640.70
	2402	2015-20	Police Activity League of Waterbury - Facility Improvements	Completed	03F	\$30,000.00
	2403	2015-21	Police Activity League of Waterbury - Rooftop Garden	Completed	03F	\$20,000.00
	2369	2015-23	HOME Administration	Completed		\$60,059.30
	2365	2015-26	ESG15 Shelter	Completed		\$102,334.80
	2366	2015-26	ESG15 Homeless Prevention	Completed		\$27,805.00
	2367	2015-26	ESG 15 Rapid Re-Housing	Completed		\$27,626.35
	2368	2015-26	ESG15 Administration	Completed		\$12,791.85
	2374	2015-27	Park Improvements - Washington Park	Completed	03E	\$185,000.00
	2473	2015-28	Brass City Harvest Phase 1 Regional Food Hub Project	Completed	17C	\$78,507.83
	2352	2015-3	Catholic Charities	Completed	05L	\$4,901.24
	2353	2015-4	Center for Human Development Hospitality Center	Completed	05Z	\$28,162.75
	2354	2015-5	Connecticut Legal Services	Completed	05C	\$10,162.75
	2355	2015-6	Family Services of Greater Waterbury	Completed	05N	\$12,591.00
	2356	2015-7	Greater Waterbury Interfaith Ministries	Completed	05W	\$41,686.49
	2357	2015-8	Hispanic Coalition	Completed	05A	\$11,492.42
	2358	2015-9	Literacy Volunteers	Completed	05H	\$5,162.75
	2375	2016-1	CDBG - Administration	Completed	21A	\$383,432.00
	2385	2016-10	Safe Haven (CDBG)	Completed	05G	\$9,500.00
	2386	2016-11	Salvation Army (CDBG)	Completed	05W	\$9,100.00
	2387	2016-12	Shakesperience Productions	Completed	05D	\$5,000.00
	2388	2016-13	Waterbury Senior Shuttle	Completed	05A	\$119,000.00
	2389	2016-14	Waterbury Youth Services	Completed	05D	\$9,500.00
	2390	2016-15	Walnut Orange Walsh - WOW Community Center	Completed	05D	\$9,500.00
	2391	2016-16	Boys and Girls Club of Greater Waterbury	Completed	03D	\$24,696.41
	2474	2016-17	Brass City Harvest Phase 1 Regional Food Hub	Completed	17C	\$435,000.00
	2393	2016-18	Park Improvements - City Mills Park	Completed	03F	\$192,500.00

U.S. DEPARTMENT OF HOUSING AND URBAN  
DEVELOPMENT  
OFFICE OF COMMUNITY PLANNING AND DEVELOPMENT  
PR08 - Grantee Summary Activity Report

DATE: 11/4/2020  
TIME: 3:16:47 PM  
PAGE: 111/124

IDIS

Grantee Activity Number	IDIS Activity - ID	Pgm Yr Project	Activity Name	Act Stat	Matrix Code	Drawn Amount
	2359	2015-10	Safe Haven CDBG Program	Completed	05G	\$10,793.68
	2360	2015-11	Salvation Army Food Pantry	Completed	05W	\$9,162.75
	2361	2015-12	Shakesperience	Completed	05D	\$5,162.75
	2362	2015-13	Walnut Orange Walsh WOW Community Center	Completed	05D	\$10,162.75
	2363	2015-14	Waterbury Youth Services Truancy Program	Completed	05D	\$14,532.17
	2364	2015-15	Waterbury Senior Shuttle	Completed	05E	\$100,162.75
	2401	2015-16	Boys and Girls Club of Greater Waterbury	Completed	03D	\$25,104.00
	2371	2015-17	Park Improvements - Berkeley Warner Community Center	Completed	03F	\$80,000.00
	2373	2015-19	Park Improvements - Lakewood Park	Completed	03F	\$569,354.23
	2351	2015-2	Brass City Harvest	Completed	05W	\$16,640.70
	2402	2015-20	Police Activity League of Waterbury - Facility Improvements	Completed	03F	\$30,000.00
	2403	2015-21	Police Activity League of Waterbury - Rooftop Garden	Completed	03F	\$20,000.00
	2369	2015-23	HOME Administration	Completed		\$60,059.30
	2365	2015-26	ESG15 Shelter	Completed		\$102,334.80
	2366	2015-26	ESG15 Homeless Prevention	Completed		\$27,805.00
	2367	2015-26	ESG 15 Rapid Re-Housing	Completed		\$27,626.35
	2368	2015-26	ESG15 Administration	Completed		\$12,791.85
	2374	2015-27	Park Improvements - Washington Park	Completed	03E	\$185,000.00
	2473	2015-28	Brass City Harvest Phase 1 Regional Food Hub Project	Completed	17C	\$78,507.83
	2352	2015-3	Catholic Charities	Completed	05L	\$4,901.24
	2353	2015-4	Center for Human Development Hospitality Center	Completed	05Z	\$28,162.75
	2354	2015-5	Connecticut Legal Services	Completed	05C	\$10,162.75
	2355	2015-6	Family Services of Greater Waterbury	Completed	05N	\$12,591.00
	2356	2015-7	Greater Waterbury Interfaith Ministries	Completed	05W	\$41,686.49
	2357	2015-8	Hispanic Coalition	Completed	05A	\$11,492.42
	2358	2015-9	Literacy Volunteers	Completed	05H	\$5,162.75
	2375	2016-1	CDBG - Administration	Completed	21A	\$383,432.00
	2385	2016-10	Safe Haven (CDBG)	Completed	05G	\$9,500.00
	2386	2016-11	Salvation Army (CDBG)	Completed	05W	\$9,100.00
	2387	2016-12	Shakesperience Productions	Completed	05D	\$5,000.00
	2388	2016-13	Waterbury Senior Shuttle	Completed	05A	\$119,000.00
	2389	2016-14	Waterbury Youth Services	Completed	05D	\$9,500.00
	2390	2016-15	Walnut Orange Walsh - WOW Community Center	Completed	05D	\$9,500.00
	2391	2016-16	Boys and Girls Club of Greater Waterbury	Completed	03D	\$24,696.41
	2474	2016-17	Brass City Harvest Phase 1 Regional Food Hub	Completed	17C	\$435,000.00
	2393	2016-18	Park Improvements - City Mills Park	Completed	03F	\$192,500.00

U.S. DEPARTMENT OF HOUSING AND URBAN  
DEVELOPMENT  
OFFICE OF COMMUNITY PLANNING AND DEVELOPMENT  
PR08 - Grantee Summary Activity Report

DATE: 11/4/2020  
TIME: 3:16:47 PM  
PAGE: 112/124

IDIS

Grantee Activity Number	IDIS Activity - ID	Pgm Yr Project	Activity Name	Act Stat	Matrix Code	Date of Last Draw
	2359	2015-10	Safe Haven CDBG Program	Completed	05G	04/15/2016
	2360	2015-11	Salvation Army Food Pantry	Completed	05W	10/20/2016
	2361	2015-12	Shakesperience	Completed	05D	04/15/2016
	2362	2015-13	Walnut Orange Walsh WOW Community Center	Completed	05D	10/07/2016
	2363	2015-14	Waterbury Youth Services Truancy Program	Completed	05D	09/21/2016
	2364	2015-15	Waterbury Senior Shuttle	Completed	05E	11/15/2016
	2401	2015-16	Boys and Girls Club of Greater Waterbury	Completed	03D	04/13/2017
	2371	2015-17	Park Improvements - Berkeley Warner Community Center	Completed	03F	10/07/2016
	2373	2015-19	Park Improvements - Lakewood Park	Completed	03F	07/30/2020
	2351	2015-2	Brass City Harvest	Completed	05W	09/21/2016
	2402	2015-20	Police Activity League of Waterbury - Facility Improvements	Completed	03F	05/19/2020
	2403	2015-21	Police Activity League of Waterbury - Rooftop Garden	Completed	03F	09/28/2017
	2369	2015-23	HOME Administration	Completed		11/15/2016
	2365	2015-26	ESG15 Shelter	Completed		10/20/2016
	2366	2015-26	ESG15 Homeless Prevention	Completed		05/19/2017
	2367	2015-26	ESG 15 Rapid Re-Housing	Completed		05/19/2017
	2368	2015-26	ESG15 Administration	Completed		12/14/2016
	2374	2015-27	Park Improvements - Washington Park	Completed	03E	05/26/2017
	2473	2015-28	Brass City Harvest Phase 1 Regional Food Hub Project	Completed	17C	07/23/2019
	2352	2015-3	Catholic Charities	Completed	05L	08/18/2016
	2353	2015-4	Center for Human Development Hospitality Center	Completed	05Z	10/20/2016
	2354	2015-5	Connecticut Legal Services	Completed	05C	09/27/2016
	2355	2015-6	Family Services of Greater Waterbury	Completed	05N	07/26/2016
	2356	2015-7	Greater Waterbury Interfaith Ministries	Completed	05W	09/21/2016
	2357	2015-8	Hispanic Coalition	Completed	05A	09/21/2016
	2358	2015-9	Literacy Volunteers	Completed	05H	07/26/2016
	2375	2016-1	CDBG - Administration	Completed	21A	02/24/2018
	2385	2016-10	Safe Haven (CDBG)	Completed	05G	04/13/2017
	2386	2016-11	Salvation Army (CDBG)	Completed	05W	10/31/2017
	2387	2016-12	Shakesperience Productions	Completed	05D	09/08/2017
	2388	2016-13	Waterbury Senior Shuttle	Completed	05A	01/11/2018
	2389	2016-14	Waterbury Youth Services	Completed	05D	10/31/2017
	2390	2016-15	Walnut Orange Walsh - WOW Community Center	Completed	05D	07/15/2017
	2391	2016-16	Boys and Girls Club of Greater Waterbury	Completed	03D	04/24/2019
	2474	2016-17	Brass City Harvest Phase 1 Regional Food Hub	Completed	17C	09/12/2019
	2393	2016-18	Park Improvements - City Mills Park	Completed	03F	01/11/2018

U.S. DEPARTMENT OF HOUSING AND URBAN  
DEVELOPMENT  
OFFICE OF COMMUNITY PLANNING AND DEVELOPMENT  
PR08 - Grantee Summary Activity Report

DATE: 11/4/2020  
TIME: 3:16:47 PM  
PAGE: 113/124

IDIS

Grantee Activity Number	IDIS Activity - ID	Pgm Yr Project	Activity Name	Act Stat	Matrix Code	Initial Funding Date
	2394	2016-19	Park Improvements - Fulton Park	Completed	03F	09/27/17
	2376	2016-2	Brass City Harvest	Completed	05W	12/01/16
	2395	2016-20	Park Improvements - Hamilton Park	Completed	03F	01/31/17
	2396	2016-21	Park Improvements - Waterville Park	Completed	03F	04/26/17
	2397	2016-22	Police Activity League - Facility Improvements	Completed	03F	11/27/19
	2399	2016-24	St. Margaret Willow Plaza - Neighborhood Facilities	Completed	03F	04/10/18
	2405	2016-25	ESG16 Administration	Completed		12/06/16
	2406	2016-25	ESG16 Rapid Re-Housing	Completed		12/30/16
	2407	2016-25	ESG16 Homeless Prevention	Completed		12/30/16
	2408	2016-25	ESG16 Shelter	Completed		12/30/16
	2409	2016-26	HOME - Administration	Completed		11/10/16
	2377	2016-3	Catholic Charities	Completed	05L	12/01/16
	2378	2016-4	Center for Human Development	Completed	05Z	01/20/17
	2379	2016-5	Connecticut Legal Services	Completed	05C	12/01/16
	2382	2016-7	Greater Waterbury Interfaith Ministries	Completed	05W	12/01/16
	2383	2016-8	Hispanic Coalition	Completed	05A	12/01/16
	2384	2016-9	Literacy Volunteers	Completed	05H	12/01/16
	2420	2017-10	Safe Haven	Completed	05G	02/23/18
	2421	2017-11	Salvation Army	Completed	05W	02/23/18
	2422	2017-12	Shakesperience Productions	Completed	05D	01/10/18
	2423	2017-13	Waterbury Senior Shuttle	Completed	05A	01/10/18
	2424	2017-14	Waterbury Youth Services	Completed	05D	02/23/18
	2425	2017-15	Walnut Orange Walsh-WOW Community Center	Completed	05D	02/23/18
	2426	2017-16	North End Rec Center-Improvements to Gym	Completed	03E	02/23/18
	2427	2017-17	River Baldwin Rec Center-Improvements to Gym	Completed	03E	01/10/18
	2428	2017-18	Huntingdon Park-Bathrooms	Completed	03F	02/23/18
	2429	2017-19	Curtin Park-Splash Pad	Completed	03F	12/13/18
	2412	2017-2	Brass City Harvest	Completed	05W	01/10/18
	2430	2017-20	Martin Luther King Park Splash Pad	Completed	03F	01/28/19
	2431	2017-21	Hamilton Park-Splash Pad	Completed	03F	12/13/18
	2432	2017-22	Police Activity League-Facility Improvements	Completed	03F	02/23/18
	2435	2017-25	ESG17 Rapid Re-Housing	Completed		02/23/18
	2438	2017-25	ESG17 Shelter	Completed		02/23/18
	2439	2017-25	ESG17 Homeless Prevention	Completed		02/23/18
	2440	2017-26	HOME-Administration	Completed		03/22/18
	2413	2017-3	Catholic Charities	Completed	05L	02/23/18

U.S. DEPARTMENT OF HOUSING AND URBAN  
DEVELOPMENT  
OFFICE OF COMMUNITY PLANNING AND DEVELOPMENT  
PR08 - Grantee Summary Activity Report

DATE: 11/4/2020  
TIME: 3:16:47 PM  
PAGE: 114/124

IDIS

Grantee Activity Number	IDIS Activity - ID	Pgm Yr Project	Activity Name	Act Stat	Matrix Code	Funded Amount
	2394	2016-19	Park Improvements - Fulton Park	Completed	03F	\$322,174.17
	2376	2016-2	Brass City Harvest	Completed	05W	\$16,100.00
	2395	2016-20	Park Improvements - Hamilton Park	Completed	03F	\$49,121.00
	2396	2016-21	Park Improvements - Waterville Park	Completed	03F	\$246,000.00
	2397	2016-22	Police Activity League - Facility Improvements	Completed	03F	\$180,374.70
	2399	2016-24	St. Margaret Willow Plaza - Neighborhood Facilities	Completed	03F	\$18,284.00
	2405	2016-25	ESG16 Administration	Completed		\$12,751.00
	2406	2016-25	ESG16 Rapid Re-Housing	Completed		\$27,627.00
	2407	2016-25	ESG16 Homeless Prevention	Completed		\$27,628.00
	2408	2016-25	ESG16 Shelter	Completed		\$102,009.00
	2409	2016-26	HOME - Administration	Completed		\$63,741.40
	2377	2016-3	Catholic Charities	Completed	05L	\$5,000.00
	2378	2016-4	Center for Human Development	Completed	05Z	\$28,000.00
	2379	2016-5	Connecticut Legal Services	Completed	05C	\$9,700.00
	2382	2016-7	Greater Waterbury Interfaith Ministries	Completed	05W	\$50,674.00
	2383	2016-8	Hispanic Coalition	Completed	05A	\$11,000.00
	2384	2016-9	Literacy Volunteers	Completed	05H	\$5,500.00
	2420	2017-10	Safe Haven	Completed	05G	\$9,888.00
	2421	2017-11	Salvation Army	Completed	05W	\$9,488.00
	2422	2017-12	Shakesperience Productions	Completed	05D	\$5,388.00
	2423	2017-13	Waterbury Senior Shuttle	Completed	05A	\$68,043.00
	2424	2017-14	Waterbury Youth Services	Completed	05D	\$9,888.00
	2425	2017-15	Walnut Orange Walsh-WOW Community Center	Completed	05D	\$9,888.00
	2426	2017-16	North End Rec Center-Improvements to Gym	Completed	03E	\$270,350.00
	2427	2017-17	River Baldwin Rec Center-Improvements to Gym	Completed	03E	\$241,536.54
	2428	2017-18	Huntingdon Park-Bathrooms	Completed	03F	\$279,380.58
	2429	2017-19	Curtin Park-Splash Pad	Completed	03F	\$65,450.00
	2412	2017-2	Brass City Harvest	Completed	05W	\$16,488.00
	2430	2017-20	Martin Luther King Park Splash Pad	Completed	03F	\$43,729.00
	2431	2017-21	Hamilton Park-Splash Pad	Completed	03F	\$63,949.50
	2432	2017-22	Police Activity League-Facility Improvements	Completed	03F	\$137,618.00
	2435	2017-25	ESG17 Rapid Re-Housing	Completed		\$28,186.00
	2438	2017-25	ESG17 Shelter	Completed		\$103,558.00
	2439	2017-25	ESG17 Homeless Prevention	Completed		\$27,908.00
	2440	2017-26	HOME-Administration	Completed		\$61,783.00
	2413	2017-3	Catholic Charities	Completed	05L	\$5,388.00

U.S. DEPARTMENT OF HOUSING AND URBAN  
DEVELOPMENT  
OFFICE OF COMMUNITY PLANNING AND DEVELOPMENT  
PR08 - Grantee Summary Activity Report

DATE: 11/4/2020  
TIME: 3:16:47 PM  
PAGE: 115/124

IDIS

Grantee Activity Number	IDIS Activity - ID	Pgm Yr Project	Activity Name	Act Stat	Matrix Code	Drawn Amount
	2394	2016-19	Park Improvements - Fulton Park	Completed	03F	\$322,174.17
	2376	2016-2	Brass City Harvest	Completed	05W	\$16,100.00
	2395	2016-20	Park Improvements - Hamilton Park	Completed	03F	\$49,121.00
	2396	2016-21	Park Improvements - Waterville Park	Completed	03F	\$246,000.00
	2397	2016-22	Police Activity League - Facility Improvements	Completed	03F	\$180,374.70
	2399	2016-24	St. Margaret Willow Plaza - Neighborhood Facilities	Completed	03F	\$18,284.00
	2405	2016-25	ESG16 Administration	Completed		\$12,751.00
	2406	2016-25	ESG16 Rapid Re-Housing	Completed		\$27,627.00
	2407	2016-25	ESG16 Homeless Prevention	Completed		\$27,628.00
	2408	2016-25	ESG16 Shelter	Completed		\$102,009.00
	2409	2016-26	HOME - Administration	Completed		\$63,741.40
	2377	2016-3	Catholic Charities	Completed	05L	\$5,000.00
	2378	2016-4	Center for Human Development	Completed	05Z	\$28,000.00
	2379	2016-5	Connecticut Legal Services	Completed	05C	\$9,700.00
	2382	2016-7	Greater Waterbury Interfaith Ministries	Completed	05W	\$50,674.00
	2383	2016-8	Hispanic Coalition	Completed	05A	\$11,000.00
	2384	2016-9	Literacy Volunteers	Completed	05H	\$5,500.00
	2420	2017-10	Safe Haven	Completed	05G	\$9,888.00
	2421	2017-11	Salvation Army	Completed	05W	\$9,488.00
	2422	2017-12	Shakesperience Productions	Completed	05D	\$5,388.00
	2423	2017-13	Waterbury Senior Shuttle	Completed	05A	\$68,043.00
	2424	2017-14	Waterbury Youth Services	Completed	05D	\$9,888.00
	2425	2017-15	Walnut Orange Walsh-WOW Community Center	Completed	05D	\$9,888.00
	2426	2017-16	North End Rec Center-Improvements to Gym	Completed	03E	\$270,350.00
	2427	2017-17	River Baldwin Rec Center-Improvements to Gym	Completed	03E	\$241,536.54
	2428	2017-18	Huntingdon Park-Bathrooms	Completed	03F	\$279,380.58
	2429	2017-19	Curtin Park-Splash Pad	Completed	03F	\$65,450.00
	2412	2017-2	Brass City Harvest	Completed	05W	\$16,488.00
	2430	2017-20	Martin Luther King Park Splash Pad	Completed	03F	\$43,729.00
	2431	2017-21	Hamilton Park-Splash Pad	Completed	03F	\$63,949.50
	2432	2017-22	Police Activity League-Facility Improvements	Completed	03F	\$137,618.00
	2435	2017-25	ESG17 Rapid Re-Housing	Completed		\$28,186.00
	2438	2017-25	ESG17 Shelter	Completed		\$103,558.00
	2439	2017-25	ESG17 Homeless Prevention	Completed		\$27,908.00
	2440	2017-26	HOME-Administration	Completed		\$61,783.00
	2413	2017-3	Catholic Charities	Completed	05L	\$5,388.00

U.S. DEPARTMENT OF HOUSING AND URBAN  
DEVELOPMENT  
OFFICE OF COMMUNITY PLANNING AND DEVELOPMENT  
PR08 - Grantee Summary Activity Report

DATE: 11/4/2020  
TIME: 3:16:47 PM  
PAGE: 116/124

IDIS

Grantee Activity Number	IDIS Activity - ID	Pgm Yr Project	Activity Name	Act Stat	Matrix Code	Date of Last Draw
	2394	2016-19	Park Improvements - Fulton Park	Completed	03F	05/19/2020
	2376	2016-2	Brass City Harvest	Completed	05W	06/08/2017
	2395	2016-20	Park Improvements - Hamilton Park	Completed	03F	11/04/2017
	2396	2016-21	Park Improvements - Waterville Park	Completed	03F	05/05/2018
	2397	2016-22	Police Activity League - Facility Improvements	Completed	03F	05/19/2020
	2399	2016-24	St. Margaret Willow Plaza - Neighborhood Facilities	Completed	03F	05/05/2018
	2405	2016-25	ESG16 Administration	Completed		10/31/2017
	2406	2016-25	ESG16 Rapid Re-Housing	Completed		02/24/2018
	2407	2016-25	ESG16 Homeless Prevention	Completed		02/24/2018
	2408	2016-25	ESG16 Shelter	Completed		11/08/2017
	2409	2016-26	HOME - Administration	Completed		09/26/2017
	2377	2016-3	Catholic Charities	Completed	05L	10/12/2017
	2378	2016-4	Center for Human Development	Completed	05Z	10/31/2017
	2379	2016-5	Connecticut Legal Services	Completed	05C	10/31/2017
	2382	2016-7	Greater Waterbury Interfaith Ministries	Completed	05W	10/12/2017
	2383	2016-8	Hispanic Coalition	Completed	05A	05/19/2017
	2384	2016-9	Literacy Volunteers	Completed	05H	07/20/2017
	2420	2017-10	Safe Haven	Completed	05G	06/22/2018
	2421	2017-11	Salvation Army	Completed	05W	07/18/2018
	2422	2017-12	Shakesperience Productions	Completed	05D	05/05/2018
	2423	2017-13	Waterbury Senior Shuttle	Completed	05A	07/18/2018
	2424	2017-14	Waterbury Youth Services	Completed	05D	11/16/2018
	2425	2017-15	Walnut Orange Walsh-WOW Community Center	Completed	05D	05/05/2018
	2426	2017-16	North End Rec Center-Improvements to Gym	Completed	03E	02/26/2019
	2427	2017-17	River Baldwin Rec Center-Improvements to Gym	Completed	03E	03/17/2020
	2428	2017-18	Huntingdon Park-Bathrooms	Completed	03F	09/03/2020
	2429	2017-19	Curtin Park-Splash Pad	Completed	03F	09/13/2019
	2412	2017-2	Brass City Harvest	Completed	05W	10/19/2018
	2430	2017-20	Martin Luther King Park Splash Pad	Completed	03F	09/13/2019
	2431	2017-21	Hamilton Park-Splash Pad	Completed	03F	09/13/2019
	2432	2017-22	Police Activity League-Facility Improvements	Completed	03F	07/23/2019
	2435	2017-25	ESG17 Rapid Re-Housing	Completed		01/30/2019
	2438	2017-25	ESG17 Shelter	Completed		11/16/2018
	2439	2017-25	ESG17 Homeless Prevention	Completed		01/30/2019
	2440	2017-26	HOME-Administration	Completed		06/14/2019
	2413	2017-3	Catholic Charities	Completed	05L	11/16/2018

U.S. DEPARTMENT OF HOUSING AND URBAN  
DEVELOPMENT  
OFFICE OF COMMUNITY PLANNING AND DEVELOPMENT  
PR08 - Grantee Summary Activity Report

DATE: 11/4/2020  
TIME: 3:16:47 PM  
PAGE: 117/124

IDIS

Grantee Activity Number	IDIS Activity - ID	Pgm Yr Project	Activity Name	Act Stat	Matrix Code	Initial Funding Date
	2414	2017-4	Center for Human Development	Completed	05Z	02/23/18
	2415	2017-5	Connecticut Legal Services	Completed	05C	02/23/18
	2416	2017-6	Greater Waterbury Interfaith Ministries	Completed	05W	03/15/18
	2417	2017-7	Hispanic Coalition	Completed	05A	02/23/18
	2418	2017-8	Literacy Volunteers	Completed	05H	02/23/18
	2419	2017-9	Manufacturing Alliance Service Corp. MASC	Completed	05H	02/23/18
	2442	2018-16	Brass City Harvest	Completed	05W	02/25/19
	2443	2018-17	Catholic Charities	Completed	05L	06/13/19
	2444	2018-18	Center for Human Development	Completed	05Z	01/28/19
	2445	2018-19	Connecticut Legal Services	Completed	05C	01/28/19
	2446	2018-20	Greater Waterbury Interfaith Ministries	Completed	05W	02/25/19
	2447	2018-21	Hispanic Coalition	Completed	05D	05/17/19
	2448	2018-22	Literacy Volunteers	Completed	05H	06/13/19
	2449	2018-23	Manufacturing Alliance Service Corp. MASC	Completed	05H	01/28/19
	2450	2018-24	Safe Haven	Completed	05G	01/28/19
	2451	2018-25	Salvation Army	Completed	05W	01/28/19
	2452	2018-26	Shakesperience Productions	Completed	05D	01/28/19
	2453	2018-27	Walnut Orange Walsh-WOW Community Center	Completed	05D	03/20/19
	2454	2018-28	Waterbury Senior Shuttle	Completed	05A	01/28/19
	2455	2018-29	Waterbury Youth Services	Completed	05D	02/25/19
	2459	2018-33	Park Improvements- Library Park Site Improvements	Completed	03F	07/29/20
	2461	2018-35	Park Improvements-Washington Park Splash Pad Project	Completed	03F	03/18/20
	2462	2018-36	Park Improvements-Town Plot Splash Pad Project	Completed	03F	03/18/20
	2464	2018-38	Waterbury Youth Services-Facility Improvements Security Cameras Building and Parking Lot	Completed	03D	06/13/19
	2466	2018-40	ESG18 Rapid Rehousing	Completed		01/29/19
	2467	2018-40	ESG18 Homeless Prevention	Completed		01/29/19
	2468	2018-40	ESG18 Shelter	Completed		01/29/19
	2469	2018-40	ESG18 Administration	Completed		04/23/19
	2475	2018-44	Brass City Harvest Phase 1 Regional Food Hub	Completed	17C	07/26/19
	2485	2019-10	Safe Haven	Completed	05G	12/23/19
	2486	2019-11	Salvation Army	Completed	05W	03/18/20
	2487	2019-12	Shakesperience Productions	Completed	05D	12/23/19
	2489	2019-14	Waterbury Senior Shuttle	Completed	05A	12/23/19
	2493	2019-18	YMCA Annex at Rose Hill- Acquisition and Improvements	Completed	01	03/18/20
	2481	2019-6	Greater Waterbury Interfaith Ministries	Completed	05W	03/18/20
	2482	2019-7	Hispanic Coalition	Completed	05A	03/24/20



U.S. DEPARTMENT OF HOUSING AND URBAN  
DEVELOPMENT  
OFFICE OF COMMUNITY PLANNING AND DEVELOPMENT  
PR08 - Grantee Summary Activity Report

DATE: 11/4/2020  
TIME: 3:16:47 PM  
PAGE: 118/124

IDIS

Grantee Activity Number	IDIS Activity - ID	Pgm Yr Project	Activity Name	Act Stat	Matrix Code	Funded Amount
	2414	2017-4	Center for Human Development	Completed	05Z	\$28,388.00
	2415	2017-5	Connecticut Legal Services	Completed	05C	\$10,088.00
	2416	2017-6	Greater Waterbury Interfaith Ministries	Completed	05W	\$51,062.00
	2417	2017-7	Hispanic Coalition	Completed	05A	\$11,388.00
	2418	2017-8	Literacy Volunteers	Completed	05H	\$5,888.00
	2419	2017-9	Manufacturing Alliance Service Corp. MASC	Completed	05H	\$51,350.00
	2442	2018-16	Brass City Harvest	Completed	05W	\$16,488.00
	2443	2018-17	Catholic Charities	Completed	05L	\$5,388.00
	2444	2018-18	Center for Human Development	Completed	05Z	\$28,388.00
	2445	2018-19	Connecticut Legal Services	Completed	05C	\$10,088.00
	2446	2018-20	Greater Waterbury Interfaith Ministries	Completed	05W	\$51,062.00
	2447	2018-21	Hispanic Coalition	Completed	05D	\$11,388.00
	2448	2018-22	Literacy Volunteers	Completed	05H	\$5,000.00
	2449	2018-23	Manufacturing Alliance Service Corp. MASC	Completed	05H	\$51,350.00
	2450	2018-24	Safe Haven	Completed	05G	\$9,131.00
	2451	2018-25	Salvation Army	Completed	05W	\$10,000.00
	2452	2018-26	Shakesperience Productions	Completed	05D	\$5,388.00
	2453	2018-27	Walnut Orange Walsh-WOW Community Center	Completed	05D	\$9,131.00
	2454	2018-28	Waterbury Senior Shuttle	Completed	05A	\$100,000.00
	2455	2018-29	Waterbury Youth Services	Completed	05D	\$9,131.00
	2459	2018-33	Park Improvements- Library Park Site Improvements	Completed	03F	\$264,000.00
	2461	2018-35	Park Improvements-Washington Park Splash Pad Project	Completed	03F	\$79,358.82
	2462	2018-36	Park Improvements-Town Plot Splash Pad Project	Completed	03F	\$62,320.00
	2464	2018-38	Waterbury Youth Services-Facility Improvements Security Cameras Building and Parking Lot	Completed	03D	\$11,944.14
	2466	2018-40	ESG18 Rapid Rehousing	Completed		\$29,244.00
	2467	2018-40	ESG18 Homeless Prevention	Completed		\$27,908.00
	2468	2018-40	ESG18 Shelter	Completed		\$105,511.00
	2469	2018-40	ESG18 Administration	Completed		\$13,188.00
	2475	2018-44	Brass City Harvest Phase 1 Regional Food Hub	Completed	17C	\$300,000.00
	2485	2019-10	Safe Haven	Completed	05G	\$8,917.00
	2486	2019-11	Salvation Army	Completed	05W	\$9,786.00
	2487	2019-12	Shakesperience Productions	Completed	05D	\$8,000.00
	2489	2019-14	Waterbury Senior Shuttle	Completed	05A	\$74,907.00
	2493	2019-18	YMCA Annex at Rose Hill- Acquisition and Improvements	Completed	01	\$545,654.00
	2481	2019-6	Greater Waterbury Interfaith Ministries	Completed	05W	\$50,848.00
	2482	2019-7	Hispanic Coalition	Completed	05A	\$11,174.00

U.S. DEPARTMENT OF HOUSING AND URBAN  
DEVELOPMENT  
OFFICE OF COMMUNITY PLANNING AND DEVELOPMENT  
PR08 - Grantee Summary Activity Report

DATE: 11/4/2020  
TIME: 3:16:47 PM  
PAGE: 119/124

IDIS

Grantee Activity Number	IDIS Activity - ID	Pgm Yr Project	Activity Name	Act Stat	Matrix Code	Drawn Amount
	2414	2017-4	Center for Human Development	Completed	05Z	\$28,388.00
	2415	2017-5	Connecticut Legal Services	Completed	05C	\$10,088.00
	2416	2017-6	Greater Waterbury Interfaith Ministries	Completed	05W	\$51,062.00
	2417	2017-7	Hispanic Coalition	Completed	05A	\$11,388.00
	2418	2017-8	Literacy Volunteers	Completed	05H	\$5,888.00
	2419	2017-9	Manufacturing Alliance Service Corp. MASC	Completed	05H	\$51,350.00
	2442	2018-16	Brass City Harvest	Completed	05W	\$16,488.00
	2443	2018-17	Catholic Charities	Completed	05L	\$5,388.00
	2444	2018-18	Center for Human Development	Completed	05Z	\$28,388.00
	2445	2018-19	Connecticut Legal Services	Completed	05C	\$10,088.00
	2446	2018-20	Greater Waterbury Interfaith Ministries	Completed	05W	\$51,062.00
	2447	2018-21	Hispanic Coalition	Completed	05D	\$11,388.00
	2448	2018-22	Literacy Volunteers	Completed	05H	\$5,000.00
	2449	2018-23	Manufacturing Alliance Service Corp. MASC	Completed	05H	\$51,350.00
	2450	2018-24	Safe Haven	Completed	05G	\$9,131.00
	2451	2018-25	Salvation Army	Completed	05W	\$10,000.00
	2452	2018-26	Shakesperience Productions	Completed	05D	\$5,388.00
	2453	2018-27	Walnut Orange Walsh-WOW Community Center	Completed	05D	\$9,131.00
	2454	2018-28	Waterbury Senior Shuttle	Completed	05A	\$100,000.00
	2455	2018-29	Waterbury Youth Services	Completed	05D	\$9,131.00
	2459	2018-33	Park Improvements- Library Park Site Improvements	Completed	03F	\$264,000.00
	2461	2018-35	Park Improvements-Washington Park Splash Pad Project	Completed	03F	\$79,358.82
	2462	2018-36	Park Improvements-Town Plot Splash Pad Project	Completed	03F	\$62,320.00
	2464	2018-38	Waterbury Youth Services-Facility Improvements Security Cameras Building and Parking Lot	Completed	03D	\$11,944.14
	2466	2018-40	ESG18 Rapid Rehousing	Completed		\$29,244.00
	2467	2018-40	ESG18 Homeless Prevention	Completed		\$27,908.00
	2468	2018-40	ESG18 Shelter	Completed		\$105,511.00
	2469	2018-40	ESG18 Administration	Completed		\$13,188.00
	2475	2018-44	Brass City Harvest Phase 1 Regional Food Hub	Completed	17C	\$300,000.00
	2485	2019-10	Safe Haven	Completed	05G	\$8,917.00
	2486	2019-11	Salvation Army	Completed	05W	\$9,786.00
	2487	2019-12	Shakesperience Productions	Completed	05D	\$8,000.00
	2489	2019-14	Waterbury Senior Shuttle	Completed	05A	\$74,907.00
	2493	2019-18	YMCA Annex at Rose Hill- Acquisition and Improvements	Completed	01	\$545,654.00
	2481	2019-6	Greater Waterbury Interfaith Ministries	Completed	05W	\$50,848.00
	2482	2019-7	Hispanic Coalition	Completed	05A	\$11,174.00

U.S. DEPARTMENT OF HOUSING AND URBAN  
DEVELOPMENT  
OFFICE OF COMMUNITY PLANNING AND DEVELOPMENT  
PR08 - Grantee Summary Activity Report

DATE: 11/4/2020  
TIME: 3:16:47 PM  
PAGE: 120/124

IDIS

Grantee Activity Number	IDIS Activity - ID	Pgm Yr Project	Activity Name	Act Stat	Matrix Code	Date of Last Draw
	2414	2017-4	Center for Human Development	Completed	05Z	11/16/2018
	2415	2017-5	Connecticut Legal Services	Completed	05C	11/16/2018
	2416	2017-6	Greater Waterbury Interfaith Ministries	Completed	05W	09/20/2018
	2417	2017-7	Hispanic Coalition	Completed	05A	05/05/2018
	2418	2017-8	Literacy Volunteers	Completed	05H	05/05/2018
	2419	2017-9	Manufacturing Alliance Service Corp. MASC	Completed	05H	05/05/2018
	2442	2018-16	Brass City Harvest	Completed	05W	06/25/2019
	2443	2018-17	Catholic Charities	Completed	05L	11/28/2019
	2444	2018-18	Center for Human Development	Completed	05Z	10/19/2019
	2445	2018-19	Connecticut Legal Services	Completed	05C	10/19/2019
	2446	2018-20	Greater Waterbury Interfaith Ministries	Completed	05W	09/13/2019
	2447	2018-21	Hispanic Coalition	Completed	05D	05/18/2019
	2448	2018-22	Literacy Volunteers	Completed	05H	06/14/2019
	2449	2018-23	Manufacturing Alliance Service Corp. MASC	Completed	05H	04/24/2019
	2450	2018-24	Safe Haven	Completed	05G	04/24/2019
	2451	2018-25	Salvation Army	Completed	05W	11/28/2019
	2452	2018-26	Shakesperience Productions	Completed	05D	06/14/2019
	2453	2018-27	Walnut Orange Walsh-WOW Community Center	Completed	05D	03/21/2019
	2454	2018-28	Waterbury Senior Shuttle	Completed	05A	11/28/2019
	2455	2018-29	Waterbury Youth Services	Completed	05D	11/28/2019
	2459	2018-33	Park Improvements- Library Park Site Improvements	Completed	03F	10/30/2020
	2461	2018-35	Park Improvements-Washington Park Splash Pad Project	Completed	03F	09/03/2020
	2462	2018-36	Park Improvements-Town Plot Splash Pad Project	Completed	03F	07/30/2020
	2464	2018-38	Waterbury Youth Services-Facility Improvements Security Cameras Building and Parking Lot	Completed	03D	09/29/2020
	2466	2018-40	ESG18 Rapid Rehousing	Completed		11/28/2019
	2467	2018-40	ESG18 Homeless Prevention	Completed		11/28/2019
	2468	2018-40	ESG18 Shelter	Completed		11/28/2019
	2469	2018-40	ESG18 Administration	Completed		07/18/2020
	2475	2018-44	Brass City Harvest Phase 1 Regional Food Hub	Completed	17C	05/19/2020
	2485	2019-10	Safe Haven	Completed	05G	03/20/2020
	2486	2019-11	Salvation Army	Completed	05W	07/22/2020
	2487	2019-12	Shakesperience Productions	Completed	05D	06/26/2020
	2489	2019-14	Waterbury Senior Shuttle	Completed	05A	09/29/2020
	2493	2019-18	YMCA Annex at Rose Hill- Acquisition and Improvements	Completed	01	03/20/2020
	2481	2019-6	Greater Waterbury Interfaith Ministries	Completed	05W	09/29/2020
	2482	2019-7	Hispanic Coalition	Completed	05A	09/03/2020

U.S. DEPARTMENT OF HOUSING AND URBAN  
DEVELOPMENT  
OFFICE OF COMMUNITY PLANNING AND DEVELOPMENT  
PR08 - Grantee Summary Activity Report

DATE: 11/4/2020  
TIME: 3:16:47 PM  
PAGE: 121/124

IDIS

Grantee Activity Number	IDIS Activity - ID	Pgm Yr Project	Activity Name	Act Stat	Matrix Code	Initial Funding Date
	2483	2019-8	Literacy Volunteers	Completed	05H	12/23/19
	2484	2019-9	Manufacturing Alliance Service Corp. MASC	Completed	05H	03/24/20
<b>Total</b>						

U.S. DEPARTMENT OF HOUSING AND URBAN  
DEVELOPMENT  
OFFICE OF COMMUNITY PLANNING AND DEVELOPMENT  
PR08 - Grantee Summary Activity Report

DATE: 11/4/2020  
TIME: 3:16:47 PM  
PAGE: 122/124

IDIS

Grantee Activity Number	IDIS Activity - ID	Pgm Yr Project	Activity Name	Act Stat	Matrix Code	Funded Amount
	2483	2019-8	Literacy Volunteers	Completed	05H	\$4,786.00
	2484	2019-9	Manufacturing Alliance Service Corp. MASC	Completed	05H	\$51,350.00
<b>Total</b>						<b>\$83,893,595.20</b>

U.S. DEPARTMENT OF HOUSING AND URBAN  
DEVELOPMENT  
OFFICE OF COMMUNITY PLANNING AND DEVELOPMENT  
PR08 - Grantee Summary Activity Report

DATE: 11/4/2020  
TIME: 3:16:47 PM  
PAGE: 123/124

IDIS

Grantee Activity Number	IDIS Activity - ID	Pgm Yr Project	Activity Name	Act Stat	Matrix Code	Drawn Amount
	2483	2019-8	Literacy Volunteers	Completed	05H	\$4,786.00
	2484	2019-9	Manufacturing Alliance Service Corp. MASC	Completed	05H	\$51,350.00
<b>Total</b>						<b>\$83,893,595.20</b>

U.S. DEPARTMENT OF HOUSING AND URBAN  
DEVELOPMENT  
OFFICE OF COMMUNITY PLANNING AND DEVELOPMENT  
PR08 - Grantee Summary Activity Report

DATE: 11/4/2020  
TIME: 3:16:47 PM  
PAGE: 124/124

IDIS

Grantee Activity Number	IDIS Activity - ID	Pgm Yr Project	Activity Name	Act Stat	Matrix Code	Date of Last Draw
	2483	2019-8	Literacy Volunteers	Completed	05H	03/17/2020
	2484	2019-9	Manufacturing Alliance Service Corp. MASC	Completed	05H	09/03/2020
Total						

**IDIS PR22**





U.S. Department of Housing and Urban Development  
Office of Community Planning and Development  
Integrated Disbursement and Information System

DATE: 11-04-20  
TIME: 15:28  
PAGE: 1

Status of Open Activities and Activities Completed/Cancelled in the Last Year Activities -  
Entitlement  
WATERBURY, CT

IDIS - PR22

Tenure Type	Activity Type	IDIS Activity	Activity Address	Activity Status	Status Date	Total Units	Home Units	Initial Funding Date	Committed Amount	Drawn Amount	PCT
Rental	REHABILITATION	2275	17 Maple Ave , Waterbury CT, 06702	Open	09/28/20	0	0	11/20/12	\$492,085.00	\$154,850.18	31.47%
Rental	REHABILITATION	2410	54 Central Ave , Waterbury CT, 06702	Open	12/18/19	0	0	09/29/17	\$564,720.00	\$444,453.00	78.70%

**IDIS PR23**



U.S. Department of Housing and Urban Development  
Office of Community Planning and Development  
Integrated Disbursement and Information System  
CDBG Summary of Accomplishments  
Program Year: 2019

DATE: 11-04-20  
TIME: 15:31  
PAGE: 1

WATERBURY

Count of CDBG Activities with Disbursements by Activity Group & Matrix Code

Activity Group	Activity Category	Open Count	Open Activities Disbursed	Completed Count	Completed Activities Disbursed	Program Year Count	Total Activities Disbursed
Acquisition	Acquisition of Real Property (01)	1	\$0.00	1	\$545,654.00	2	\$545,654.00
	Relocation (08)	1	\$227,486.96	0	\$0.00	1	\$227,486.96
	Total Acquisition	2	\$227,486.96	1	\$545,654.00	3	\$773,140.96
Economic Development	CI Building Acquisition, Construction, Rehabilitation (17C)	1	\$214,037.26	3	\$283,598.31	4	\$497,635.57
	Total Economic Development	1	\$214,037.26	3	\$283,598.31	4	\$497,635.57
Public Facilities and Improvements	Youth Centers (03D)	0	\$0.00	1	\$6,034.14	1	\$6,034.14
	Neighborhood Facilities (03E)	0	\$0.00	1	\$14,025.70	1	\$14,025.70
	Parks, Recreational Facilities (03F)	3	\$128,927.83	10	\$648,736.76	13	\$777,664.59
	Total Public Facilities and Improvements	3	\$128,927.83	12	\$668,796.60	15	\$797,724.43
Public Services	Senior Services (05A)	0	\$0.00	3	\$99,754.95	3	\$99,754.95
	Legal Services (05C)	1	\$7,405.50	1	\$2,237.84	2	\$9,643.34
	Youth Services (05D)	2	\$6,687.75	4	\$12,687.00	6	\$19,374.75
	Services for victims of domestic violence, dating violence, sexual assault or stalking (05G)	0	\$0.00	2	\$8,917.00	2	\$8,917.00
	Employment Training (05H)	0	\$0.00	4	\$56,136.00	4	\$56,136.00
	Child Care Services (05L)	1	\$3,905.00	1	\$2,258.00	2	\$6,163.00
	Food Banks (05W)	1	\$14,157.36	5	\$60,876.00	6	\$75,033.36
	Other Public Services Not Listed in 05A-05Y, 03T (05Z)	1	\$37,500.00	1	\$14,194.00	2	\$51,694.00
	Total Public Services	6	\$69,655.61	21	\$257,060.79	27	\$326,716.40
General Administration and Planning	General Program Administration (21A)	2	\$137,226.74	0	\$0.00	2	\$137,226.74
	Total General Administration and Planning	2	\$137,226.74	0	\$0.00	2	\$137,226.74
Grand Total		14	\$777,334.40	37	\$1,755,109.70	51	\$2,532,444.10



U.S. Department of Housing and Urban Development  
Office of Community Planning and Development  
Integrated Disbursement and Information System  
CDBG Summary of Accomplishments  
Program Year: 2019

DATE: 11-04-20  
TIME: 15:31  
PAGE: 2

WATERBURY

CDBG Sum of Actual Accomplishments by Activity Group and Accomplishment Type

Activity Group	Matrix Code	Accomplishment Type	Open Count	Completed Count	Program Year Totals
Acquisition	Acquisition of Real Property (01)	Public Facilities	0	400	400
	Relocation (08)	Households	69	0	69
	Total Acquisition		69	400	469
Economic Development	CI Building Acquisition, Construction, Rehabilitation (17C)	Jobs	11	33	44
	Total Economic Development		11	33	44
Public Facilities and Improvements	Youth Centers (03D)	Public Facilities	0	99	99
	Neighborhood Facilities (03E)	Public Facilities	0	324,855	324,855
	Parks, Recreational Facilities (03F)	Public Facilities	479,265	2,056,495	2,535,760
	Total Public Facilities and Improvements		479,265	2,381,449	2,860,714
Public Services	Senior Services (05A)	Persons	0	7,393	7,393
	Legal Services (05C)	Persons	16	22	38
	Youth Services (05D)	Persons	124	1,293	1,417
	Services for victims of domestic violence, dating violence, sexual assault or stalking (05G)	Persons	0	1,050	1,050
	Employment Training (05H)	Persons	0	347	347
	Child Care Services (05L)	Persons	627	246	873
	Food Banks (05W)	Persons	111	6,075	6,186
	Other Public Services Not Listed in 05A-05Y, 03T (05Z)	Persons	363	491	854
	Total Public Services		1,241	16,917	18,158
Grand Total			480,586	2,398,799	2,879,385



U.S. Department of Housing and Urban Development  
Office of Community Planning and Development  
Integrated Disbursement and Information System  
CDBG Summary of Accomplishments  
Program Year: 2019

DATE: 11-04-20  
TIME: 15:31  
PAGE: 3

WATERBURY

CDBG Beneficiaries by Racial / Ethnic Category

Housing-Non Housing	Race	Total Persons	Total Hispanic Persons	Total Households	Total Hispanic Households
Non Housing	White	14,291	10,711	47	34
	Black/African American	2,769	337	17	0
	Asian	67	3	1	0
	American Indian/Alaskan Native	99	10	0	0
	Native Hawaiian/Other Pacific Islander	183	107	0	0
	American Indian/Alaskan Native & White	2	0	0	0
	Asian & White	4	0	0	0
	Black/African American & White	54	47	1	0
	Amer. Indian/Alaskan Native & Black/African Amer.	14	2	0	0
	Other multi-racial	1,218	1,008	3	0
	Total Non Housing	18,701	12,225	69	34
Grand Total	White	14,291	10,711	47	34
	Black/African American	2,769	337	17	0
	Asian	67	3	1	0
	American Indian/Alaskan Native	99	10	0	0
	Native Hawaiian/Other Pacific Islander	183	107	0	0
	American Indian/Alaskan Native & White	2	0	0	0
	Asian & White	4	0	0	0
	Black/African American & White	54	47	1	0
	Amer. Indian/Alaskan Native & Black/African Amer.	14	2	0	0
	Other multi-racial	1,218	1,008	3	0
	Total Grand Total	18,701	12,225	69	34



U.S. Department of Housing and Urban Development  
Office of Community Planning and Development  
Integrated Disbursement and Information System  
CDBG Summary of Accomplishments  
Program Year: 2019

DATE: 11-04-20  
TIME: 15:31  
PAGE: 4

WATERBURY

CDBG Beneficiaries by Income Category

	Income Levels	Owner Occupied	Renter Occupied	Persons
Non Housing	Extremely Low ( $\leq 30\%$ )	0	0	5,367
	Low ( $> 30\%$ and $\leq 50\%$ )	0	0	6,578
	Mod ( $> 50\%$ and $\leq 80\%$ )	0	0	170
	Total Low-Mod	0	0	12,115
	Non Low-Mod ( $> 80\%$ )	0	0	55
	Total Beneficiaries	0	0	12,170

**IDIS PR25**



U.S. Department of Housing and Urban Development  
Office of Community Planning and Development  
Integrated Disbursement and Information System  
PR 25 - Status of CHDO Funds by Fiscal Year Report  
WATERBURY, CT

DATE: 11-04-20  
TIME: 15:36  
PAGE: 1

**Funds Not Subgranted To CHDOS**

Fiscal Year		Fund Type	Balance to Reserve
2020	CHDO RESERVE	CR	\$134,949.90
Total For 2020 Funds (CR+CC+CL)			\$134,949.90
Total For 2020 Funds (CO)			\$0.00

**Funds Not Subgranted To CHDOS**

Fiscal Year		Fund Type	Balance to Reserve
2019	CHDO RESERVE	CR	\$124,169.10
Total For 2019 Funds (CR+CC+CL)			\$124,169.10
Total For 2019 Funds (CO)			\$0.00

**Funds Not Subgranted To CHDOS**

Fiscal Year		Fund Type	Balance to Reserve
2018	CHDO RESERVE	CR	\$128,960.25
Total For 2018 Funds (CR+CC+CL)			\$128,960.25
Total For 2018 Funds (CO)			\$0.00

**Funds Not Subgranted To CHDOS**

Fiscal Year		Fund Type	Balance to Reserve
2017	CHDO RESERVE	CR	\$92,675.25
Total For 2017 Funds (CR+CC+CL)			\$92,675.25
Total For 2017 Funds (CO)			\$0.00





U.S. Department of Housing and Urban Development  
Office of Community Planning and Development  
Integrated Disbursement and Information System  
PR 25 - Status of CHDO Funds by Fiscal Year Report  
WATERBURY, CT

DATE: 11-04-20  
TIME: 15:36  
PAGE: 2

**Funds Subgranted To CHDOS**

Fiscal Year	CHDO Name	Fund Type	Amount Reserved	Amount Committed	Balance to Commit	% Committed Reserved	Amount Disbursed	% Disbursed Committed
2016	NEIGHBORHOOD HOUSING SERVICE OF WATERBURY, INCORPORATE	CO	\$5,085.65	\$5,085.65	--	100.0%	\$5,085.65	100.0%
	<b>Fund Type Total for 2016</b>	<b>CO</b>	<b>\$5,085.65</b>	<b>\$5,085.65</b>	<b>\$0.00</b>	<b>100.0%</b>	<b>\$5,085.65</b>	<b>100.0%</b>
	MUTUAL HOUSING ASSN OF SOUTH CENTRAL CT	CR	\$95,612.10	\$95,612.10	--	100.0%	\$95,612.10	100.0%
	<b>Fund Type Total for 2016</b>	<b>CR</b>	<b>\$95,612.10</b>	<b>\$95,612.10</b>	<b>\$0.00</b>	<b>100.0%</b>	<b>\$95,612.10</b>	<b>100.0%</b>
<b>Total For 2016 Funds (CR+CC+CL)</b>			<b>\$95,612.10</b>					
<b>Total For 2016 Funds (CO)</b>			<b>\$5,085.65</b>					

**Funds Subgranted To CHDOS**

Fiscal Year	CHDO Name	Fund Type	Amount Reserved	Amount Committed	Balance to Commit	% Committed Reserved	Amount Disbursed	% Disbursed Committed
2015	NEIGHBORHOOD HOUSING SERVICE OF WATERBURY, INCORPORATE	CO	\$30,029.65	\$30,029.65	--	100.0%	\$30,029.65	100.0%
	<b>Fund Type Total for 2015</b>	<b>CO</b>	<b>\$30,029.65</b>	<b>\$30,029.65</b>	<b>\$0.00</b>	<b>100.0%</b>	<b>\$30,029.65</b>	<b>100.0%</b>
	MUTUAL HOUSING ASSN OF SOUTH CENTRAL CT	CR	\$90,088.95	\$90,088.95	--	100.0%	\$90,088.95	100.0%
	<b>Fund Type Total for 2015</b>	<b>CR</b>	<b>\$90,088.95</b>	<b>\$90,088.95</b>	<b>\$0.00</b>	<b>100.0%</b>	<b>\$90,088.95</b>	<b>100.0%</b>
<b>Total For 2015 Funds (CR+CC+CL)</b>			<b>\$90,088.95</b>					
<b>Total For 2015 Funds (CO)</b>			<b>\$30,029.65</b>					

**Funds Subgranted To CHDOS**

Fiscal Year	CHDO Name	Fund Type	Amount Reserved	Amount Committed	Balance to Commit	% Committed Reserved	Amount Disbursed	% Disbursed Committed
2014	NEIGHBORHOOD HOUSING SERVICE OF WATERBURY, INCORPORATE	CO	\$32,884.70	\$32,884.70	--	100.0%	\$32,884.70	100.0%
	<b>Fund Type Total for 2014</b>	<b>CO</b>	<b>\$32,884.70</b>	<b>\$32,884.70</b>	<b>\$0.00</b>	<b>100.0%</b>	<b>\$32,884.70</b>	<b>100.0%</b>
<b>Total For 2014 Funds (CR+CC+CL)</b>			<b>\$0.00</b>					
<b>Total For 2014 Funds (CO)</b>			<b>\$32,884.70</b>					



U.S. Department of Housing and Urban Development  
Office of Community Planning and Development  
Integrated Disbursement and Information System  
PR 25 - Status of CHDO Funds by Fiscal Year Report  
WATERBURY, CT

DATE: 11-04-20  
TIME: 15:36  
PAGE: 3

**Funds Subgranted To CHDOS**

Fiscal Year	CHDO Name	Fund Type	Amount Reserved	Amount Committed	Balance to Commit	% Committed Reserved	Amount Disbursed	% Disbursed Committed
2011	NEIGHBORHOOD HOUSING SERVICE OF WATERBURY, INCORPORATE	CR	\$42,684.51	\$42,684.51	--	100.0%	\$42,684.51	100.0%
<b>Fund Type Total for 2011</b>			<b>\$42,684.51</b>	<b>\$42,684.51</b>	<b>\$0.00</b>	<b>100.0%</b>	<b>\$42,684.51</b>	<b>100.0%</b>
<b>Total For 2011 Funds (CR+CC+CL)</b>			<b>\$42,684.51</b>					
<b>Total For 2011 Funds (CO)</b>			<b>\$0.00</b>					

**Funds Subgranted To CHDOS**

Fiscal Year	CHDO Name	Fund Type	Amount Reserved	Amount Committed	Balance to Commit	% Committed Reserved	Amount Disbursed	% Disbursed Committed
2010	LOYOLA DEVELOPMENT CORPORATION	CO	\$26,067.45	\$26,067.45	--	100.0%	\$26,067.45	100.0%
	NEIGHBORHOOD HOUSING SERVICE OF WATERBURY, INCORPORATE	CO	\$26,067.45	\$26,067.45	--	100.0%	\$26,067.45	100.0%
<b>Fund Type Total for 2010</b>			<b>\$52,134.90</b>	<b>\$52,134.90</b>	<b>\$0.00</b>	<b>100.0%</b>	<b>\$52,134.90</b>	<b>100.0%</b>
	GRACE DEVELOPMENT CORP	CR	\$6,897.35	\$6,897.35	--	100.0%	\$6,897.35	100.0%
	NEIGHBORHOOD HOUSING SERVICE OF WATERBURY, INCORPORATE	CR	\$149,507.35	\$149,507.35	--	100.0%	\$149,507.35	100.0%
<b>Fund Type Total for 2010</b>			<b>\$156,404.70</b>	<b>\$156,404.70</b>	<b>\$0.00</b>	<b>100.0%</b>	<b>\$156,404.70</b>	<b>100.0%</b>
<b>Total For 2010 Funds (CR+CC+CL)</b>			<b>\$156,404.70</b>					
<b>Total For 2010 Funds (CO)</b>			<b>\$52,134.90</b>					



U.S. Department of Housing and Urban Development  
Office of Community Planning and Development  
Integrated Disbursement and Information System  
PR 25 - Status of CHDO Funds by Fiscal Year Report  
WATERBURY, CT

DATE: 11-04-20  
TIME: 15:36  
PAGE: 4

**Funds Subgranted To CHDOS**

Fiscal Year	CHDO Name	Fund Type	Amount Reserved	Amount Committed	Balance to Commit	% Committed Reserved	Amount Disbursed	% Disbursed Committed
2009	LOYOLA DEVELOPMENT CORPORATION	CO	\$10,351.45	\$10,351.45	--	100.0%	\$10,351.45	100.0%
	NEIGHBORHOOD HOUSING SERVICE OF WATERBURY, INCORPORATE	CO	\$42,082.45	\$42,082.45	--	100.0%	\$42,082.45	100.0%
	<b>Fund Type Total for 2009</b>	<b>CO</b>	<b>\$52,433.90</b>	<b>\$52,433.90</b>	<b>\$0.00</b>	<b>100.0%</b>	<b>\$52,433.90</b>	<b>100.0%</b>
	NEIGHBORHOOD HOUSING SERVICE OF WATERBURY, INCORPORATE	CR	\$160,211.85	\$160,211.85	--	100.0%	\$160,211.85	100.0%
	<b>Fund Type Total for 2009</b>	<b>CR</b>	<b>\$160,211.85</b>	<b>\$160,211.85</b>	<b>\$0.00</b>	<b>100.0%</b>	<b>\$160,211.85</b>	<b>100.0%</b>
<b>Total For 2009 Funds (CR+CC+CL)</b>			<b>\$160,211.85</b>					
<b>Total For 2009 Funds (CO)</b>			<b>\$52,433.90</b>					

**Funds Subgranted To CHDOS**

Fiscal Year	CHDO Name	Fund Type	Amount Reserved	Amount Committed	Balance to Commit	% Committed Reserved	Amount Disbursed	% Disbursed Committed
2008	NEIGHBORHOOD HOUSING SERVICE OF WATERBURY, INCORPORATE	CO	\$46,917.55	\$46,917.55	--	100.0%	\$46,917.55	100.0%
	<b>Fund Type Total for 2008</b>	<b>CO</b>	<b>\$46,917.55</b>	<b>\$46,917.55</b>	<b>\$0.00</b>	<b>100.0%</b>	<b>\$46,917.55</b>	<b>100.0%</b>
	CREDO HOUSING DEVELOPMENT CORP, INCORPORATE	CR	\$28,442.30	\$28,442.30	--	100.0%	\$28,442.30	100.0%
	NEIGHBORHOOD HOUSING SERVICE OF WATERBURY, INCORPORATE	CR	\$342,698.30	\$342,698.30	--	100.0%	\$342,698.30	100.0%
	<b>Fund Type Total for 2008</b>	<b>CR</b>	<b>\$371,140.60</b>	<b>\$371,140.60</b>	<b>\$0.00</b>	<b>100.0%</b>	<b>\$371,140.60</b>	<b>100.0%</b>
<b>Total For 2008 Funds (CR+CC+CL)</b>			<b>\$371,140.60</b>					
<b>Total For 2008 Funds (CO)</b>			<b>\$46,917.55</b>					



U.S. Department of Housing and Urban Development  
Office of Community Planning and Development  
Integrated Disbursement and Information System  
PR 25 - Status of CHDO Funds by Fiscal Year Report  
WATERBURY, CT

DATE: 11-04-20  
TIME: 15:36  
PAGE: 5

**Funds Subgranted To CHDOS**

Fiscal Year	CHDO Name	Fund Type	Amount Reserved	Amount Committed	Balance to Commit	% Committed Reserved	Amount Disbursed	% Disbursed Committed
2007	LOYOLA DEVELOPMENT CORPORATION	CO	\$38,648.55	\$38,648.55	--	100.0%	\$38,648.55	100.0%
	<b>Fund Type Total for 2007</b>	<b>CO</b>	<b>\$38,648.55</b>	<b>\$38,648.55</b>	<b>\$0.00</b>	<b>100.0%</b>	<b>\$38,648.55</b>	<b>100.0%</b>
	CREDO HOUSING DEVELOPMENT CORP, INCORPORATE	CR	\$1,144.50	\$1,144.50	--	100.0%	\$1,144.50	100.0%
	GRACE DEVELOPMENT CORP	CR	\$147,849.19	\$147,849.19	--	100.0%	\$147,849.19	100.0%
	MUTUAL HOUSING ASSN OF SOUTH CENTRAL CT	CR	\$52.50	\$52.50	--	100.0%	\$52.50	100.0%
	<b>Fund Type Total for 2007</b>	<b>CR</b>	<b>\$149,046.19</b>	<b>\$149,046.19</b>	<b>\$0.00</b>	<b>100.0%</b>	<b>\$149,046.19</b>	<b>100.0%</b>
<b>Total For 2007 Funds (CR+CC+CL)</b>			<b>\$149,046.19</b>					
<b>Total For 2007 Funds (CO)</b>			<b>\$38,648.55</b>					

**Funds Subgranted To CHDOS**

Fiscal Year	CHDO Name	Fund Type	Amount Reserved	Amount Committed	Balance to Commit	% Committed Reserved	Amount Disbursed	% Disbursed Committed
2006	GRACE DEVELOPMENT CORP	CR	\$857,809.94	\$857,809.94	--	100.0%	\$857,809.94	100.0%
	<b>Fund Type Total for 2006</b>	<b>CR</b>	<b>\$857,809.94</b>	<b>\$857,809.94</b>	<b>\$0.00</b>	<b>100.0%</b>	<b>\$857,809.94</b>	<b>100.0%</b>
<b>Total For 2006 Funds (CR+CC+CL)</b>			<b>\$857,809.94</b>					
<b>Total For 2006 Funds (CO)</b>			<b>\$0.00</b>					

**Funds Subgranted To CHDOS**

Fiscal Year	CHDO Name	Fund Type	Amount Reserved	Amount Committed	Balance to Commit	% Committed Reserved	Amount Disbursed	% Disbursed Committed
2005	CREDO HOUSING DEVELOPMENT CORP, INCORPORATE	CR	\$322,212.46	\$322,212.46	--	100.0%	\$322,212.46	100.0%
	GRACE DEVELOPMENT CORP	CR	\$494,340.87	\$494,340.87	--	100.0%	\$494,340.87	100.0%
	<b>Fund Type Total for 2005</b>	<b>CR</b>	<b>\$816,553.33</b>	<b>\$816,553.33</b>	<b>\$0.00</b>	<b>100.0%</b>	<b>\$816,553.33</b>	<b>100.0%</b>
<b>Total For 2005 Funds (CR+CC+CL)</b>			<b>\$816,553.33</b>					
<b>Total For 2005 Funds (CO)</b>			<b>\$0.00</b>					



U.S. Department of Housing and Urban Development  
Office of Community Planning and Development  
Integrated Disbursement and Information System  
PR 25 - Status of CHDO Funds by Fiscal Year Report  
WATERBURY, CT

DATE: 11-04-20  
TIME: 15:36  
PAGE: 6

**Funds Subgranted To CHDOS**

Fiscal Year	CHDO Name	Fund Type	Amount Reserved	Amount Committed	Balance to Commit	% Committed Reserved	Amount Disbursed	% Disbursed Committed
2004	CREDO HOUSING DEVELOPMENT CORP, INCORPORATE	CR	\$6,951.04	\$6,951.04	--	100.0%	\$6,951.04	100.0%
	MUTUAL HOUSING ASSN OF SOUTH CENTRAL CT	CR	\$154,145.81	\$154,145.81	--	100.0%	\$154,145.81	100.0%
	<b>Fund Type Total for 2004</b>	<b>CR</b>	<b>\$161,096.85</b>	<b>\$161,096.85</b>	<b>\$0.00</b>	<b>100.0%</b>	<b>\$161,096.85</b>	<b>100.0%</b>
<b>Total For 2004 Funds (CR+CC+CL)</b>			<b>\$161,096.85</b>					
<b>Total For 2004 Funds (CO)</b>			<b>\$0.00</b>					

**Funds Subgranted To CHDOS**

Fiscal Year	CHDO Name	Fund Type	Amount Reserved	Amount Committed	Balance to Commit	% Committed Reserved	Amount Disbursed	% Disbursed Committed
2003	MUTUAL HOUSING ASSN OF SOUTH CENTRAL CT	CR	\$161,200.65	\$161,200.65	--	100.0%	\$161,200.65	100.0%
	<b>Fund Type Total for 2003</b>	<b>CR</b>	<b>\$161,200.65</b>	<b>\$161,200.65</b>	<b>\$0.00</b>	<b>100.0%</b>	<b>\$161,200.65</b>	<b>100.0%</b>
<b>Total For 2003 Funds (CR+CC+CL)</b>			<b>\$161,200.65</b>					
<b>Total For 2003 Funds (CO)</b>			<b>\$0.00</b>					

**Funds Subgranted To CHDOS**

Fiscal Year	CHDO Name	Fund Type	Amount Reserved	Amount Committed	Balance to Commit	% Committed Reserved	Amount Disbursed	% Disbursed Committed
2002	CREDO HOUSING DEVELOPMENT CORP, INCORPORATE	CR	\$112,586.96	\$112,586.96	--	100.0%	\$112,586.96	100.0%
	MUTUAL HOUSING ASSN OF SOUTH CENTRAL CT	CR	\$39,063.04	\$39,063.04	--	100.0%	\$39,063.04	100.0%
	<b>Fund Type Total for 2002</b>	<b>CR</b>	<b>\$151,650.00</b>	<b>\$151,650.00</b>	<b>\$0.00</b>	<b>100.0%</b>	<b>\$151,650.00</b>	<b>100.0%</b>
<b>Total For 2002 Funds (CR+CC+CL)</b>			<b>\$151,650.00</b>					
<b>Total For 2002 Funds (CO)</b>			<b>\$0.00</b>					



U.S. Department of Housing and Urban Development  
Office of Community Planning and Development  
Integrated Disbursement and Information System  
PR 25 - Status of CHDO Funds by Fiscal Year Report  
WATERBURY, CT

DATE: 11-04-20  
TIME: 15:36  
PAGE: 7

**Funds Subgranted To CHDOS**

Fiscal Year	CHDO Name	Fund Type	Amount Reserved	Amount Committed	Balance to Commit	% Committed Reserved	Amount Disbursed	% Disbursed Committed
2001	CREDO HOUSING DEVELOPMENT CORP, INCORPORATE	CL	\$10,850.00	\$10,850.00	--	100.0%	\$10,850.00	100.0%
	<b>Fund Type Total for 2001</b>	<b>CL</b>	<b>\$10,850.00</b>	<b>\$10,850.00</b>	<b>\$0.00</b>	<b>100.0%</b>	<b>\$10,850.00</b>	<b>100.0%</b>
	CREDO HOUSING DEVELOPMENT CORP, INCORPORATE	CR	\$21,563.04	\$21,563.04	--	100.0%	\$21,563.04	100.0%
	NEIGHBORHOOD HOUSING SERVICE OF WATERBURY, INCORPORATE	CR	\$39,736.96	\$39,736.96	--	100.0%	\$39,736.96	100.0%
	<b>Fund Type Total for 2001</b>	<b>CR</b>	<b>\$61,300.00</b>	<b>\$61,300.00</b>	<b>\$0.00</b>	<b>100.0%</b>	<b>\$61,300.00</b>	<b>100.0%</b>
<b>Total For 2001 Funds (CR+CC+CL)</b>			<b>\$72,150.00</b>					
<b>Total For 2001 Funds (CO)</b>			<b>\$0.00</b>					

**Funds Subgranted To CHDOS**

Fiscal Year	CHDO Name	Fund Type	Amount Reserved	Amount Committed	Balance to Commit	% Committed Reserved	Amount Disbursed	% Disbursed Committed
1997	BONNER HOUSING, INCORPORATE	CR	\$127,086.96	\$127,086.96	--	100.0%	\$127,086.96	100.0%
	NEIGHBORHOOD HOUSING SERVICE OF WATERBURY, INCORPORATE	CR	\$913.04	\$913.04	--	100.0%	\$913.04	100.0%
	<b>Fund Type Total for 1997</b>	<b>CR</b>	<b>\$128,000.00</b>	<b>\$128,000.00</b>	<b>\$0.00</b>	<b>100.0%</b>	<b>\$128,000.00</b>	<b>100.0%</b>
<b>Total For 1997 Funds (CR+CC+CL)</b>			<b>\$128,000.00</b>					
<b>Total For 1997 Funds (CO)</b>			<b>\$0.00</b>					

**Funds Subgranted To CHDOS**

Fiscal Year	CHDO Name	Fund Type	Amount Reserved	Amount Committed	Balance to Commit	% Committed Reserved	Amount Disbursed	% Disbursed Committed
1996	BONNER HOUSING, INCORPORATE	CR	\$2,680.14	\$2,680.14	--	100.0%	\$2,680.14	100.0%
	<b>Fund Type Total for 1996</b>	<b>CR</b>	<b>\$2,680.14</b>	<b>\$2,680.14</b>	<b>\$0.00</b>	<b>100.0%</b>	<b>\$2,680.14</b>	<b>100.0%</b>
<b>Total For 1996 Funds (CR+CC+CL)</b>			<b>\$2,680.14</b>					
<b>Total For 1996 Funds (CO)</b>			<b>\$0.00</b>					



U.S. Department of Housing and Urban Development  
Office of Community Planning and Development  
Integrated Disbursement and Information System  
PR 25 - Status of CHDO Funds by Fiscal Year Report  
WATERBURY, CT

DATE: 11-04-20  
TIME: 15:36  
PAGE: 8

**Funds Subgranted To CHDOS**

Fiscal Year	CHDO Name	Fund Type	Amount	Amount	Balance	%	Amount	%
			Reserved	Committed	to	Committed	Disbursed	Disbursed
					Commit	Reserved		Committed
1995	BONNER HOUSING, INCORPORATE	CR	\$408,219.30	\$408,219.30	--	100.0%	\$408,219.30	100.0%
	CREDO HOUSING DEVELOPMENT CORP, INCORPORATE	CR	\$40,447.07	\$40,447.07	--	100.0%	\$40,447.07	100.0%
	NAUGATUCK VALLEY HOUSING DEVELOPMENT, INCORPORATE	CR	\$9,230.49	\$9,230.49	--	100.0%	\$9,230.49	100.0%
	NEW OPPORTUNITIES/WATERBURY	CR	\$54,678.43	\$54,678.43	--	100.0%	\$54,678.43	100.0%
	WATERBURY OPPORT	CR	\$2,100.00	\$2,100.00	--	100.0%	\$2,100.00	100.0%
	<b>Fund Type Total for 1995</b>	<b>CR</b>	<b>\$514,675.29</b>	<b>\$514,675.29</b>	<b>\$0.00</b>	<b>100.0%</b>	<b>\$514,675.29</b>	<b>100.0%</b>
<b>Total For 1995 Funds (CR+CC+CL)</b>			<b>\$514,675.29</b>					
<b>Total For 1995 Funds (CO)</b>			<b>\$0.00</b>					

**Funds Subgranted To CHDOS**

Fiscal Year	CHDO Name	Fund Type	Amount	Amount	Balance	%	Amount	%
			Reserved	Committed	to	Committed	Disbursed	Disbursed
					Commit	Reserved		Committed
1994	BONNER HOUSING, INCORPORATE	CR	\$37,787.56	\$37,787.56	--	100.0%	\$37,787.56	100.0%
	CREDO HOUSING DEVELOPMENT CORP, INCORPORATE	CR	\$120,000.00	\$120,000.00	--	100.0%	\$120,000.00	100.0%
	NAUGATUCK VALLEY HOUSING DEVELOPMENT, INCORPORATE	CR	\$29,766.36	\$29,766.36	--	100.0%	\$29,766.36	100.0%
	NEIGHBORHOOD HOUSING SERVICE OF WATERBURY, INCORPORATE	CR	\$55,327.44	\$55,327.44	--	100.0%	\$55,327.44	100.0%
	NEW OPPORTUNITIES/WATERBURY	CR	\$155,376.00	\$155,376.00	--	100.0%	\$155,376.00	100.0%
	<b>Fund Type Total for 1994</b>	<b>CR</b>	<b>\$398,257.36</b>	<b>\$398,257.36</b>	<b>\$0.00</b>	<b>100.0%</b>	<b>\$398,257.36</b>	<b>100.0%</b>
<b>Total For 1994 Funds (CR+CC+CL)</b>			<b>\$398,257.36</b>					
<b>Total For 1994 Funds (CO)</b>			<b>\$0.00</b>					



U.S. Department of Housing and Urban Development  
Office of Community Planning and Development  
Integrated Disbursement and Information System  
PR 25 - Status of CHDO Funds by Fiscal Year Report  
WATERBURY, CT

DATE: 11-04-20  
TIME: 15:36  
PAGE: 9

**Funds Subgranted To CHDOS**

Fiscal Year	CHDO Name	Fund Type	Amount	Amount	Balance	%	Amount	%
			Reserved	Committed	to Commit	Committed Reserved	Disbursed	Disbursed Committed
1993	BONNER HOUSING, INCORPORATE	CR	\$182,440.00	\$182,440.00	--	100.0%	\$182,440.00	100.0%
	NAUGATUCK VALLEY HOUSING DEVELOPMENT, INCORPORATE	CR	\$180,613.71	\$180,613.71	--	100.0%	\$180,613.71	100.0%
	NEIGHBORHOOD HOUSING SERVICE OF WATERBURY, INCORPORATE	CR	\$31,954.00	\$31,954.00	--	100.0%	\$31,954.00	100.0%
	NEW OPPORTUNITIES/WATERBURY	CR	\$65,000.00	\$65,000.00	--	100.0%	\$65,000.00	100.0%
	WATERBURY OPPORT	CR	\$8,000.00	\$8,000.00	--	100.0%	\$8,000.00	100.0%
	<b>Fund Type Total for 1993</b>	<b>CR</b>	<b>\$468,007.71</b>	<b>\$468,007.71</b>	<b>\$0.00</b>	<b>100.0%</b>	<b>\$468,007.71</b>	<b>100.0%</b>

**Total For 1993 Funds (CR+CC+CL)**

**\$468,007.71**

**Total For 1993 Funds (CO)**

**\$0.00**

**Funds Subgranted To CHDOS**

Fiscal Year	CHDO Name	Fund Type	Amount	Amount	Balance	%	Amount	%
			Reserved	Committed	to Commit	Committed Reserved	Disbursed	Disbursed Committed
1992	CREDO HOUSING DEVELOPMENT CORP, INCORPORATE	CR	\$405,552.93	\$405,552.93	--	100.0%	\$405,552.93	100.0%
	NAUGATUCK VALLEY HOUSING DEVELOPMENT, INCORPORATE	CR	\$172,194.00	\$172,194.00	--	100.0%	\$172,194.00	100.0%
	NEIGHBORHOOD HOUSING SERVICE OF WATERBURY, INCORPORATE	CR	\$93,306.00	\$93,306.00	--	100.0%	\$93,306.00	100.0%
	NEW OPPORTUNITIES/WATERBURY	CR	\$132,500.00	\$132,500.00	--	100.0%	\$132,500.00	100.0%
	WATERBURY OPPORT	CR	\$8,325.00	\$8,325.00	--	100.0%	\$8,325.00	100.0%
	<b>Fund Type Total for 1992</b>	<b>CR</b>	<b>\$811,877.93</b>	<b>\$811,877.93</b>	<b>\$0.00</b>	<b>100.0%</b>	<b>\$811,877.93</b>	<b>100.0%</b>

**Total For 1992 Funds (CR+CC+CL)**

**\$811,877.93**

**Total For 1992 Funds (CO)**

**\$0.00**

**Total For All Years ( Subgranted to CHDOS )**

**\$5,867,283.00**

**Total For All Years ( Not Subgranted to CHDOS )**

**\$480,754.50**

**Grand Total**

**\$6,348,037.50**



**IDIS PR26**



Office of Community Planning and Development  
U.S. Department of Housing and Urban Development  
Integrated Disbursement and Information System  
PR26 - CDBG Financial Summary Report  
Program Year 2019  
WATERBURY , CT

DATE: 11-12-20  
TIME: 12:01  
PAGE: 1

PART I: SUMMARY OF CDBG RESOURCES

01 UNEXPENDED CDBG FUNDS AT END OF PREVIOUS PROGRAM YEAR	3,087,394.76
02 ENTITLEMENT GRANT	2,126,160.00
03 SURPLUS URBAN RENEWAL	0.00
04 SECTION 108 GUARANTEED LOAN FUNDS	0.00
05 CURRENT YEAR PROGRAM INCOME	101,090.74
05a CURRENT YEAR SECTION 108 PROGRAM INCOME (FOR SI TYPE)	0.00
06 FUNDS RETURNED TO THE LINE-OF-CREDIT	122,606.73
06a FUNDS RETURNED TO THE LOCAL CDBG ACCOUNT	0.00
07 ADJUSTMENT TO COMPUTE TOTAL AVAILABLE	0.00
08 TOTAL AVAILABLE (SUM, LINES 01-07)	5,437,252.23

PART II: SUMMARY OF CDBG EXPENDITURES

09 DISBURSEMENTS OTHER THAN SECTION 108 REPAYMENTS AND PLANNING/ADMINISTRATION	2,395,217.36
10 ADJUSTMENT TO COMPUTE TOTAL AMOUNT SUBJECT TO LOW/MOD BENEFIT	0.00
11 AMOUNT SUBJECT TO LOW/MOD BENEFIT (LINE 09 + LINE 10)	2,395,217.36
12 DISBURSED IN IDIS FOR PLANNING/ADMINISTRATION	137,226.74
13 DISBURSED IN IDIS FOR SECTION 108 REPAYMENTS	0.00
14 ADJUSTMENT TO COMPUTE TOTAL EXPENDITURES	0.00
15 TOTAL EXPENDITURES (SUM, LINES 11-14)	2,532,444.10
16 UNEXPENDED BALANCE (LINE 08 - LINE 15)	2,904,808.13

PART III: LOW/MOD BENEFIT THIS REPORTING PERIOD

17 EXPENDED FOR LOW/MOD HOUSING IN SPECIAL AREAS	0.00
18 EXPENDED FOR LOW/MOD MULTI-UNIT HOUSING	0.00
19 DISBURSED FOR OTHER LOW/MOD ACTIVITIES	2,395,217.36
20 ADJUSTMENT TO COMPUTE TOTAL LOW/MOD CREDIT	0.00
21 TOTAL LOW/MOD CREDIT (SUM, LINES 17-20)	2,395,217.36
22 PERCENT LOW/MOD CREDIT (LINE 21/LINE 11)	100.00%

LOW/MOD BENEFIT FOR MULTI-YEAR CERTIFICATIONS

23 PROGRAM YEARS(PY) COVERED IN CERTIFICATION	PY: 2017 PY: 2018 PY: 2019
24 CUMULATIVE NET EXPENDITURES SUBJECT TO LOW/MOD BENEFIT CALCULATION	6,326,363.63
25 CUMULATIVE EXPENDITURES BENEFITING LOW/MOD PERSONS	6,326,363.63
26 PERCENT BENEFIT TO LOW/MOD PERSONS (LINE 25/LINE 24)	100.00%

PART IV: PUBLIC SERVICE (PS) CAP CALCULATIONS

27 DISBURSED IN IDIS FOR PUBLIC SERVICES	326,716.40
28 PS UNLIQUIDATED OBLIGATIONS AT END OF CURRENT PROGRAM YEAR	0.00
29 PS UNLIQUIDATED OBLIGATIONS AT END OF PREVIOUS PROGRAM YEAR	0.00
30 ADJUSTMENT TO COMPUTE TOTAL PS OBLIGATIONS	0.00
31 TOTAL PS OBLIGATIONS (LINE 27 + LINE 28 - LINE 29 + LINE 30)	326,716.40
32 ENTITLEMENT GRANT	2,126,160.00
33 PRIOR YEAR PROGRAM INCOME	79,628.86
34 ADJUSTMENT TO COMPUTE TOTAL SUBJECT TO PS CAP	0.00
35 TOTAL SUBJECT TO PS CAP (SUM, LINES 32-34)	2,205,788.86
36 PERCENT FUNDS OBLIGATED FOR PS ACTIVITIES (LINE 31/LINE 35)	14.81%

PART V: PLANNING AND ADMINISTRATION (PA) CAP

37 DISBURSED IN IDIS FOR PLANNING/ADMINISTRATION	137,226.74
38 PA UNLIQUIDATED OBLIGATIONS AT END OF CURRENT PROGRAM YEAR	0.00
39 PA UNLIQUIDATED OBLIGATIONS AT END OF PREVIOUS PROGRAM YEAR	0.00
40 ADJUSTMENT TO COMPUTE TOTAL PA OBLIGATIONS	0.00
41 TOTAL PA OBLIGATIONS (LINE 37 + LINE 38 - LINE 39 +LINE 40)	137,226.74
42 ENTITLEMENT GRANT	2,126,160.00
43 CURRENT YEAR PROGRAM INCOME	101,090.74
44 ADJUSTMENT TO COMPUTE TOTAL SUBJECT TO PA CAP	0.00
45 TOTAL SUBJECT TO PA CAP (SUM, LINES 42-44)	2,227,250.74
46 PERCENT FUNDS OBLIGATED FOR PA ACTIVITIES (LINE 41/LINE 45)	6.16%



Office of Community Planning and Development  
U.S. Department of Housing and Urban Development  
Integrated Disbursement and Information System  
PR26 - CDBG Financial Summary Report  
Program Year 2019  
WATERBURY , CT

DATE: 11-12-20  
TIME: 12:01  
PAGE: 2

LINE 17 DETAIL: ACTIVITIES TO CONSIDER IN DETERMINING THE AMOUNT TO ENTER ON LINE 17

Report returned no data.

LINE 18 DETAIL: ACTIVITIES TO CONSIDER IN DETERMINING THE AMOUNT TO ENTER ON LINE 18

Report returned no data.

LINE 19 DETAIL: ACTIVITIES INCLUDED IN THE COMPUTATION OF LINE 19

Plan Year	IDIS Project	IDIS Activity	Voucher Number	Activity Name	Matrix Code	National Objective	Drawn Amount
2019	18	2493	6361925	YMCA Annex at Rose Hill- Acquisition and Improvements	01	LMC	\$545,654.00
					01	Matrix Code	\$545,654.00
2018	38	2464	6416947	Waterbury Youth Services-Facility Improvements Security Cameras Building and Parking Lot	03D	LMC	\$6,034.14
					03D	Matrix Code	\$6,034.14
2017	17	2427	6335740	River Baldwin Rec Center-Improvements to Gym	03E	LMA	\$14,025.70
2017	17	2427	6350341	River Baldwin Rec Center-Improvements to Gym	03E	LMA	(\$14,025.70)
2017	17	2427	6360781	River Baldwin Rec Center-Improvements to Gym	03E	LMA	\$14,025.70
					03E	Matrix Code	\$14,025.70
2014	20	2341	6399294	Park Improvements - Lakewood Park	03F	LMA	\$27,890.11
2015	18	2372	6399307	Park Improvements - Hopeville Park	03F	LMA	\$36,947.78
2015	19	2373	6399294	Park Improvements - Lakewood Park	03F	LMA	\$46,598.58
2015	20	2402	6315187	Police Activity League of Waterbury - Facility Improvements	03F	LMA	\$340.00
2015	20	2402	6327745	Police Activity League of Waterbury - Facility Improvements	03F	LMA	\$10,370.00
2015	20	2402	6335761	Police Activity League of Waterbury - Facility Improvements	03F	LMA	\$360.00
2015	20	2402	6378075	Police Activity League of Waterbury - Facility Improvements	03F	LMA	\$8,725.30
2016	19	2394	6378208	Park Improvements - Fulton Park	03F	LMA	\$8,280.99
2016	22	2397	6327750	Police Activity League - Facility Improvements	03F	LMA	\$91,817.50
2016	22	2397	6335732	Police Activity League - Facility Improvements	03F	LMA	\$74,860.00
2016	22	2397	6378075	Police Activity League - Facility Improvements	03F	LMA	\$13,697.20
2017	18	2428	6409211	Huntingdon Park-Bathrooms	03F	LMA	\$2,400.00
2018	32	2458	6361907	Park Improvements Lakewood Park Playscape	03F	LMA	\$39,771.75
2018	32	2458	6389039	Park Improvements Lakewood Park Playscape	03F	LMA	\$51,869.05
2018	33	2459	6399294	Park Improvements- Library Park Site Improvements	03F	LMA	\$108,692.01
2018	33	2459	6416947	Park Improvements- Library Park Site Improvements	03F	LMA	\$113,026.25
2018	34	2460	6416970	Park Improvements-Chase Park Air Conditioning Gym	03F	LMA	\$339.25
2018	35	2461	6361925	Park Improvements-Washington Park Splash Pad Project	03F	LMA	\$24,835.47
2018	35	2461	6389039	Park Improvements-Washington Park Splash Pad Project	03F	LMA	\$6,571.15
2018	35	2461	6399294	Park Improvements-Washington Park Splash Pad Project	03F	LMA	\$17,214.00
2018	35	2461	6409215	Park Improvements-Washington Park Splash Pad Project	03F	LMA	\$30,738.20
2018	36	2462	6361925	Park Improvements-Town Plot Splash Pad Project	03F	LMA	\$21,232.50
2018	36	2462	6378091	Park Improvements-Town Plot Splash Pad Project	03F	LMA	\$21,118.50
2018	36	2462	6399294	Park Improvements-Town Plot Splash Pad Project	03F	LMA	\$19,969.00
					03F	Matrix Code	\$777,664.59
2018	28	2454	6315185	Waterbury Senior Shuttle	05A	LMC	\$9,733.04
2018	28	2454	6327448	Waterbury Senior Shuttle	05A	LMC	\$3,940.91
2019	7	2482	6409221	Hispanic Coalition	05A	LMC	\$11,174.00
2019	14	2489	6335768	Waterbury Senior Shuttle	05A	LMC	\$19,385.94
2019	14	2489	6339143	Waterbury Senior Shuttle	05A	LMC	(\$19,385.94)
2019	14	2489	6360762	Waterbury Senior Shuttle	05A	LMC	\$19,385.94
2019	14	2489	6361925	Waterbury Senior Shuttle	05A	LMC	\$27,360.90
2019	14	2489	6389039	Waterbury Senior Shuttle	05A	LMC	\$12,457.34
2019	14	2489	6409221	Waterbury Senior Shuttle	05A	LMC	\$12,429.06
2019	14	2489	6416947	Waterbury Senior Shuttle	05A	LMC	\$3,273.76
					05A	Matrix Code	\$99,754.95
2018	19	2445	6315185	Connecticut Legal Services	05C	LMC	\$2,237.84
2019	5	2480	6361925	Connecticut Legal Services	05C	LMC	\$2,468.50



Office of Community Planning and Development  
U.S. Department of Housing and Urban Development  
Integrated Disbursement and Information System  
PR26 - CDBG Financial Summary Report  
Program Year 2019  
WATERBURY , CT

DATE: 11-12-20  
TIME: 12:01  
PAGE: 3

Plan Year	IDIS Project	IDIS Activity	Voucher Number	Activity Name	Matrix Code	National Objective	Drawn Amount
2019	5	2480	6378075	Connecticut Legal Services	05C	LMC	\$2,468.50
2019	5	2480	6395490	Connecticut Legal Services	05C	LMC	\$2,468.50
					05C	Matrix Code	\$9,643.34
2018	29	2455	6327448	Waterbury Youth Services	05D	LMC	\$4,687.00
2019	12	2487	6335756	Shakesperience Productions	05D	LMC	\$2,499.27
2019	12	2487	6350341	Shakesperience Productions	05D	LMC	(\$2,499.27)
2019	12	2487	6360791	Shakesperience Productions	05D	LMC	\$2,499.27
2019	12	2487	6361925	Shakesperience Productions	05D	LMC	\$3,834.09
2019	12	2487	6378075	Shakesperience Productions	05D	LMC	\$1,251.81
2019	12	2487	6389039	Shakesperience Productions	05D	LMC	\$414.83
2019	15	2490	6361925	Waterbury Youth Services	05D	LMC	\$4,458.50
2019	15	2490	6395490	Waterbury Youth Services	05D	LMC	\$2,229.25
					05D	Matrix Code	\$19,374.75
2019	10	2485	6335759	Safe Haven	05G	LMC	\$772.78
2019	10	2485	6350341	Safe Haven	05G	LMC	(\$772.78)
2019	10	2485	6360799	Safe Haven	05G	LMC	\$772.78
2019	10	2485	6361925	Safe Haven	05G	LMC	\$8,144.22
					05G	Matrix Code	\$8,917.00
2019	8	2483	6335757	Literacy Volunteers	05H	LMC	\$4,786.00
2019	8	2483	6350341	Literacy Volunteers	05H	LMC	(\$4,786.00)
2019	8	2483	6360796	Literacy Volunteers	05H	LMC	\$4,786.00
2019	9	2484	6399294	Manufacturing Alliance Service Corp. MASC	05H	LMC	\$11,850.00
2019	9	2484	6409221	Manufacturing Alliance Service Corp. MASC	05H	LMC	\$39,500.00
					05H	Matrix Code	\$56,136.00
2018	17	2443	6315185	Catholic Charities	05L	LMC	\$1,322.00
2018	17	2443	6327448	Catholic Charities	05L	LMC	\$936.00
2019	3	2478	6416947	Catholic Charities	05L	LMC	\$3,905.00
					05L	Matrix Code	\$6,163.00
2018	25	2451	6327448	Salvation Army	05W	LMC	\$242.00
2019	2	2477	6361925	Brass City Harvest	05W	LMC	\$9,131.50
2019	2	2477	6378075	Brass City Harvest	05W	LMC	\$5,025.86
2019	6	2481	6361925	Greater Waterbury Interfaith Ministries	05W	LMC	\$22,771.97
2019	6	2481	6378075	Greater Waterbury Interfaith Ministries	05W	LMC	\$11,368.33
2019	6	2481	6409221	Greater Waterbury Interfaith Ministries	05W	LMC	\$16,473.69
2019	6	2481	6416947	Greater Waterbury Interfaith Ministries	05W	LMC	\$234.01
2019	11	2486	6361925	Salvation Army	05W	LMC	\$4,658.00
2019	11	2486	6378075	Salvation Army	05W	LMC	\$5,026.00
2019	11	2486	6395490	Salvation Army	05W	LMC	\$102.00
					05W	Matrix Code	\$75,033.36
2018	18	2444	6315185	Center for Human Development	05Z	LMC	\$14,194.00
2019	4	2479	6395490	Center for Human Development	05Z	LMC	\$37,500.00
					05Z	Matrix Code	\$51,694.00
2015	22	2404	6315188	Emergency Relocation	08	LMH	\$29,678.00
2015	22	2404	6327452	Emergency Relocation	08	LMH	\$25,345.00
2015	22	2404	6335723	Emergency Relocation	08	LMH	\$15,252.00
2015	22	2404	6361927	Emergency Relocation	08	LMH	\$20,863.16
2015	22	2404	6378212	Emergency Relocation	08	LMH	\$28,770.00
2015	22	2404	6389098	Emergency Relocation	08	LMH	\$22,047.00
2015	22	2404	6395492	Emergency Relocation	08	LMH	\$22,862.00
2015	22	2404	6409222	Emergency Relocation	08	LMH	\$49,164.80
2015	22	2404	6416949	Emergency Relocation	08	LMH	\$13,505.00
					08	Matrix Code	\$227,486.96
2018	44	2475	6315187	Brass City Harvest Phase 1 Regional Food Hub	17C	LMJ	\$58,712.85
2018	44	2475	6335747	Brass City Harvest Phase 1 Regional Food Hub	17C	LMJ	\$47,201.46
2018	44	2475	6350341	Brass City Harvest Phase 1 Regional Food Hub	17C	LMJ	(\$47,201.46)
2018	44	2475	6360785	Brass City Harvest Phase 1 Regional Food Hub	17C	LMJ	\$47,201.46



Office of Community Planning and Development  
U.S. Department of Housing and Urban Development  
Integrated Disbursement and Information System  
PR26 - CDBG Financial Summary Report  
Program Year 2019  
WATERBURY , CT

DATE: 11-12-20  
TIME: 12:01  
PAGE: 4

Plan Year	IDIS Project	IDIS Activity	Voucher Number	Activity Name	Matrix Code	National Objective	Drawn Amount
2018	44	2475	6361925	Brass City Harvest Phase 1 Regional Food Hub	17C	LMJ	\$33,759.62
2018	44	2475	6378075	Brass City Harvest Phase 1 Regional Food Hub	17C	LMJ	\$143,924.38
2019	16	2491	6335748	Economic Development Brass City Harvest Food Hub Equipment	17C	LMJ	\$33,935.58
2019	16	2491	6350341	Economic Development Brass City Harvest Food Hub Equipment	17C	LMJ	(\$33,935.58)
2019	16	2491	6360787	Economic Development Brass City Harvest Food Hub Equipment	17C	LMJ	\$33,935.58
2019	16	2491	6361925	Economic Development Brass City Harvest Food Hub Equipment	17C	LMJ	\$142,399.86
2019	16	2491	6378091	Economic Development Brass City Harvest Food Hub Equipment	17C	LMJ	\$10,855.46
2019	16	2491	6389039	Economic Development Brass City Harvest Food Hub Equipment	17C	LMJ	\$26,846.36
					17C	Matrix Code	\$497,635.57
Total							\$2,395,217.36

LINE 27 DETAIL: ACTIVITIES INCLUDED IN THE COMPUTATION OF LINE 27

Plan Year	IDIS Project	IDIS Activity	Voucher Number	Activity Name	Matrix Code	National Objective	Drawn Amount
2018	28	2454	6315185	Waterbury Senior Shuttle	05A	LMC	\$9,733.04
2018	28	2454	6327448	Waterbury Senior Shuttle	05A	LMC	\$3,940.91
2019	7	2482	6409221	Hispanic Coalition	05A	LMC	\$11,174.00
2019	14	2489	6335768	Waterbury Senior Shuttle	05A	LMC	\$19,385.94
2019	14	2489	6339143	Waterbury Senior Shuttle	05A	LMC	(\$19,385.94)
2019	14	2489	6360762	Waterbury Senior Shuttle	05A	LMC	\$19,385.94
2019	14	2489	6361925	Waterbury Senior Shuttle	05A	LMC	\$27,360.90
2019	14	2489	6389039	Waterbury Senior Shuttle	05A	LMC	\$12,457.34
2019	14	2489	6409221	Waterbury Senior Shuttle	05A	LMC	\$12,429.06
2019	14	2489	6416947	Waterbury Senior Shuttle	05A	LMC	\$3,273.76
					05A	Matrix Code	\$99,754.95
2018	19	2445	6315185	Connecticut Legal Services	05C	LMC	\$2,237.84
2019	5	2480	6361925	Connecticut Legal Services	05C	LMC	\$2,468.50
2019	5	2480	6378075	Connecticut Legal Services	05C	LMC	\$2,468.50
2019	5	2480	6395490	Connecticut Legal Services	05C	LMC	\$2,468.50
					05C	Matrix Code	\$9,643.34
2018	29	2455	6327448	Waterbury Youth Services	05D	LMC	\$4,687.00
2019	12	2487	6335756	Shakesperience Productions	05D	LMC	\$2,499.27
2019	12	2487	6350341	Shakesperience Productions	05D	LMC	(\$2,499.27)
2019	12	2487	6360791	Shakesperience Productions	05D	LMC	\$2,499.27
2019	12	2487	6361925	Shakesperience Productions	05D	LMC	\$3,834.09
2019	12	2487	6378075	Shakesperience Productions	05D	LMC	\$1,251.81
2019	12	2487	6389039	Shakesperience Productions	05D	LMC	\$414.83
2019	15	2490	6361925	Waterbury Youth Services	05D	LMC	\$4,458.50
2019	15	2490	6395490	Waterbury Youth Services	05D	LMC	\$2,229.25
					05D	Matrix Code	\$19,374.75
2019	10	2485	6335759	Safe Haven	05G	LMC	\$772.78
2019	10	2485	6350341	Safe Haven	05G	LMC	(\$772.78)
2019	10	2485	6360799	Safe Haven	05G	LMC	\$772.78
2019	10	2485	6361925	Safe Haven	05G	LMC	\$8,144.22
					05G	Matrix Code	\$8,917.00
2019	8	2483	6335757	Literacy Volunteers	05H	LMC	\$4,786.00
2019	8	2483	6350341	Literacy Volunteers	05H	LMC	(\$4,786.00)
2019	8	2483	6360796	Literacy Volunteers	05H	LMC	\$4,786.00
2019	9	2484	6399294	Manufacturing Alliance Service Corp. MASC	05H	LMC	\$11,850.00
2019	9	2484	6409221	Manufacturing Alliance Service Corp. MASC	05H	LMC	\$39,500.00



Office of Community Planning and Development  
U.S. Department of Housing and Urban Development  
Integrated Disbursement and Information System  
PR26 - CDBG Financial Summary Report  
Program Year 2019  
WATERBURY , CT

DATE: 11-12-20  
TIME: 12:01  
PAGE: 5

Plan Year	IDIS Project	IDIS Activity	Voucher Number	Activity Name	Matrix Code	National Objective	Drawn Amount
					05H	Matrix Code	\$56,136.00
2018	17	2443	6315185	Catholic Charities	05L	LMC	\$1,322.00
2018	17	2443	6327448	Catholic Charities	05L	LMC	\$936.00
2019	3	2478	6416947	Catholic Charities	05L	LMC	\$3,905.00
					05L	Matrix Code	\$6,163.00
2018	25	2451	6327448	Salvation Army	05W	LMC	\$242.00
2019	2	2477	6361925	Brass City Harvest	05W	LMC	\$9,131.50
2019	2	2477	6378075	Brass City Harvest	05W	LMC	\$5,025.86
2019	6	2481	6361925	Greater Waterbury Interfaith Ministries	05W	LMC	\$22,771.97
2019	6	2481	6378075	Greater Waterbury Interfaith Ministries	05W	LMC	\$11,368.33
2019	6	2481	6409221	Greater Waterbury Interfaith Ministries	05W	LMC	\$16,473.69
2019	6	2481	6416947	Greater Waterbury Interfaith Ministries	05W	LMC	\$234.01
2019	11	2486	6361925	Salvation Army	05W	LMC	\$4,658.00
2019	11	2486	6378075	Salvation Army	05W	LMC	\$5,026.00
2019	11	2486	6395490	Salvation Army	05W	LMC	\$102.00
					05W	Matrix Code	\$75,033.36
2018	18	2444	6315185	Center for Human Development	05Z	LMC	\$14,194.00
2019	4	2479	6395490	Center for Human Development	05Z	LMC	\$37,500.00
					05Z	Matrix Code	\$51,694.00
Total							\$326,716.40

LINE 37 DETAIL: ACTIVITIES INCLUDED IN THE COMPUTATION OF LINE 37

Plan Year	IDIS Project	IDIS Activity	Voucher Number	Activity Name	Matrix Code	National Objective	Drawn Amount
2017	1	2411	6315184	CDBG-Administration	21A		\$10,437.85
2017	1	2411	6327445	CDBG-Administration	21A		\$14,275.57
2017	1	2411	6335722	CDBG-Administration	21A		\$9,813.93
2017	1	2411	6361893	CDBG-Administration	21A		\$8,832.09
2019	1	2476	6361900	CDBG-Administration	21A		\$21,590.81
2019	1	2476	6378070	CDBG-Administration	21A		\$22,849.11
2019	1	2476	6389084	CDBG-Administration	21A		\$14,526.86
2019	1	2476	6395485	CDBG-Administration	21A		\$9,817.74
2019	1	2476	6399295	CDBG-Administration	21A		\$3.00
2019	1	2476	6409214	CDBG-Administration	21A		\$9,805.75
2019	1	2476	6416938	CDBG-Administration	21A		\$15,274.03
					21A	Matrix Code	\$137,226.74
Total							\$137,226.74

## **Financial Summary Information Attachment**

### **A. Program income received**

- a. Detail the amount of program income reported that was returned to each individual revolving fund, e.g., housing rehabilitation, economic development, or other type of revolving fund.
  - b. Detail the amount repaid on each float-funded activity.
  - c. Detail all other loan repayments broken down by the categories of housing rehabilitation, economic development, or other.
  - d. Detail the amount of income received from the sale of property by parcel.
- a. In the HOME Program a total of \$7,111.72 in Program Income was received all for loan repayments during the CAPER period.
- b. The City has no float funded activity.
- c. The City received \$15,753.24 from loan repayments and \$85,337.50 in relocation liens for a total of \$101,090.74 in Program Income.
- d. No property was sold during this program year.

### **B. Prior period adjustments – where reimbursement was made this reporting period for expenditures (made in previous reporting periods) that have been disallowed, provide the following information:**

- a. The activity name and number as shown in IDIS;
- b. The program year(s) in which the expenditure(s) for the disallowed activity(ies) was reported;
- c. The amount returned to line-of-credit or program account; and
- d. Total amount to be reimbursed and the time period over which the reimbursement is to be made, if the reimbursement is made with multi-year payments.

There were no prior period adjustments made during this program year.

### **C. Loans and other receivables**

- a. List the principal balance for each float-funded activity outstanding as of the end of the reporting period and the date(s) by which the funds are expected to be received.
  - b. List the total number of other loans outstanding and the principal balance owed as of the end of the reporting period.
  - c. List separately the total number of outstanding loans that are deferred or forgivable, the principal balance owed as of the end of the reporting period, and the terms of the deferral or forgiveness.
  - d. Detail the total number and amount of loans made with CDBG funds that have gone into default and for which the balance was forgiven or written off during the reporting period.
  - e. Provide a List of the parcels of property owned by the grantee or its subrecipients that have been acquired or improved using CDBG funds and that are available for sale as of the end of the reporting period.
- a. The City does not use CDBG funds for float-funded activities
- b. the total number of loans outstanding is 15 with a principal balance of \$136,367.53.
- c-e. Not applicable.

### **D. Lump sum agreements**

- a. Provide the name of the financial institution.
  - b. Provide the date the funds were deposited.
  - c. Provide the date the use of funds commenced.
  - d. Provide the percentage of funds disbursed within 180 days of deposit in the institution.
- a-d. Not applicable.

**IDIS PR27**





U.S. Department of Housing and Urban Development  
Office of Community Planning and Development  
Integrated Disbursement and Information System  
Status of HOME Grants  
WATERBURY

DATE: 11-04-20  
TIME: 15:49  
PAGE: 1

IDIS - PR27

Commitments from Authorized Funds

Fiscal Year	Total Authorization	Admin/CHDO OP Authorization	CR/CL/CC – Amount Committed to CHDOS	% CHDO Cmtd	SU Funds-Subgrants to Other Entities	EN Funds-PJ Committed to Activities	Total Authorized Commitments	% of Auth Cmtd
1992	\$1,020,000.00	\$102,000.00	\$811,877.93	79.5%	\$0.00	\$106,122.07	\$1,020,000.00	100.0%
1993	\$673,000.00	\$67,300.00	\$468,007.71	69.5%	\$0.00	\$137,692.29	\$673,000.00	100.0%
1994	\$738,000.00	\$73,800.00	\$398,257.36	53.9%	\$0.00	\$265,942.64	\$738,000.00	100.0%
1995	\$811,000.00	\$81,100.00	\$514,675.29	63.4%	\$0.00	\$215,224.71	\$811,000.00	100.0%
1996	\$807,000.00	\$80,700.00	\$2,680.14	0.3%	\$0.00	\$723,619.86	\$807,000.00	100.0%
1997	\$690,516.00	\$78,600.00	\$128,000.00	18.5%	\$0.00	\$483,916.00	\$690,516.00	100.0%
1998	\$846,000.00	\$84,600.00	\$0.00	0.0%	\$0.00	\$761,400.00	\$846,000.00	100.0%
1999	\$908,000.00	\$90,800.00	\$0.00	0.0%	\$0.00	\$817,200.00	\$908,000.00	100.0%
2000	\$907,000.00	\$90,700.00	\$0.00	0.0%	\$0.00	\$816,300.00	\$907,000.00	100.0%
2001	\$1,010,000.00	\$101,000.00	\$72,150.00	7.1%	\$0.00	\$836,850.00	\$1,010,000.00	100.0%
2002	\$1,011,000.00	\$101,100.00	\$151,650.00	15.0%	\$0.00	\$758,250.00	\$1,011,000.00	100.0%
2003	\$1,074,671.00	\$107,467.10	\$161,200.65	15.0%	\$0.00	\$806,003.25	\$1,074,671.00	100.0%
2004	\$1,197,371.00	\$119,950.59	\$161,096.85	13.4%	\$0.00	\$916,323.56	\$1,197,371.00	100.0%
2005	\$1,034,001.00	\$108,722.69	\$816,553.33	78.9%	\$0.00	\$108,724.98	\$1,034,001.00	100.0%
2006	\$971,258.00	\$113,448.06	\$857,809.94	88.3%	\$0.00	\$0.00	\$971,258.00	100.0%
2007	\$972,358.00	\$137,531.99	\$149,046.19	15.3%	\$0.00	\$685,779.82	\$972,358.00	100.0%
2008	\$938,351.00	\$142,746.04	\$371,140.60	39.5%	\$0.00	\$424,464.36	\$938,351.00	100.0%
2009	\$1,048,678.00	\$160,440.67	\$160,211.85	15.2%	\$0.00	\$728,025.48	\$1,048,678.00	100.0%
2010	\$1,042,698.00	\$159,581.47	\$156,404.70	15.0%	\$0.00	\$726,711.83	\$1,042,698.00	100.0%
2011	\$920,286.00	\$92,919.25	\$42,684.51	4.6%	\$0.00	\$784,682.24	\$920,286.00	100.0%
2012	\$670,310.00	\$69,370.20	\$0.00	0.0%	\$0.00	\$600,939.80	\$670,310.00	100.0%
2013	\$709,824.00	\$70,982.40	\$0.00	0.0%	\$0.00	\$638,841.60	\$709,824.00	100.0%
2014	\$657,694.00	\$98,654.10	\$0.00	0.0%	\$0.00	\$559,039.90	\$657,694.00	100.0%
2015	\$600,593.00	\$90,088.95	\$90,088.95	15.0%	\$0.00	\$420,415.10	\$600,593.00	100.0%
2016	\$637,414.00	\$68,827.05	\$95,612.10	15.0%	\$0.00	\$203,779.93	\$368,219.08	57.7%
2017	\$617,835.00	\$61,783.00	\$0.00	0.0%	\$0.00	\$0.00	\$61,783.00	9.9%
2018	\$859,735.00	\$85,973.50	\$0.00	0.0%	\$0.00	\$0.00	\$85,973.50	10.0%
2019	\$827,794.00	\$82,779.40	\$0.00	0.0%	\$0.00	\$0.00	\$82,779.40	9.9%
2020	\$899,666.00	\$89,966.60	\$0.00	0.0%	\$0.00	\$0.00	\$89,966.60	10.0%
<b>Total</b>	<b>\$25,102,053.00</b>	<b>\$2,812,933.06</b>	<b>\$5,609,148.10</b>	<b>22.3%</b>	<b>\$0.00</b>	<b>\$13,526,249.42</b>	<b>\$21,948,330.58</b>	<b>87.4%</b>



U.S. Department of Housing and Urban Development  
Office of Community Planning and Development  
Integrated Disbursement and Information System  
Status of HOME Grants  
WATERBURY

DATE: 11-04-20  
TIME: 15:49  
PAGE: 2

IDIS - PR27

Program Income (PI)

Program Year	Total Receipts	Amount Suballocated to PA	Amount Committed to Activities	% Committed	Net Disbursed	Disbursed Pending Approval	Total Disbursed	% Disbursed
1992	\$0.00	N/A	\$0.00	0.0%	\$0.00	\$0.00	\$0.00	0.0%
1993	\$0.00	N/A	\$0.00	0.0%	\$0.00	\$0.00	\$0.00	0.0%
1994	\$0.00	N/A	\$0.00	0.0%	\$0.00	\$0.00	\$0.00	0.0%
1995	\$0.00	N/A	\$0.00	0.0%	\$0.00	\$0.00	\$0.00	0.0%
1996	\$0.00	N/A	\$0.00	0.0%	\$0.00	\$0.00	\$0.00	0.0%
1997	\$0.00	N/A	\$0.00	0.0%	\$0.00	\$0.00	\$0.00	0.0%
1998	\$0.00	N/A	\$0.00	0.0%	\$0.00	\$0.00	\$0.00	0.0%
1999	\$267,197.62	N/A	\$267,197.62	100.0%	\$267,197.62	\$0.00	\$267,197.62	100.0%
2000	\$171,309.38	N/A	\$171,309.38	100.0%	\$171,309.38	\$0.00	\$171,309.38	100.0%
2001	\$31,472.68	N/A	\$31,472.68	100.0%	\$31,472.68	\$0.00	\$31,472.68	100.0%
2002	\$334,462.93	N/A	\$334,462.93	100.0%	\$334,462.93	\$0.00	\$334,462.93	100.0%
2003	\$79,065.90	N/A	\$79,065.90	100.0%	\$79,065.90	\$0.00	\$79,065.90	100.0%
2004	\$68,925.90	N/A	\$68,925.90	100.0%	\$68,925.90	\$0.00	\$68,925.90	100.0%
2005	\$53,225.99	N/A	\$53,225.99	100.0%	\$53,225.99	\$0.00	\$53,225.99	100.0%
2006	\$163,222.60	N/A	\$163,222.60	100.0%	\$163,222.60	\$0.00	\$163,222.60	100.0%
2007	\$16,476.47	N/A	\$16,476.47	100.0%	\$16,476.47	\$0.00	\$16,476.47	100.0%
2008	\$19,933.86	N/A	\$19,933.86	100.0%	\$19,933.86	\$0.00	\$19,933.86	100.0%
2009	\$31,389.72	N/A	\$31,389.72	100.0%	\$31,389.72	\$0.00	\$31,389.72	100.0%
2010	\$37,226.52	N/A	\$37,226.52	100.0%	\$37,226.52	\$0.00	\$37,226.52	100.0%
2011	\$8,906.45	N/A	\$8,906.45	100.0%	\$8,906.45	\$0.00	\$8,906.45	100.0%
2012	\$20,470.65	\$0.00	\$20,470.65	100.0%	\$20,470.65	\$0.00	\$20,470.65	100.0%
2013	\$40,974.10	\$3,551.53	\$37,422.57	100.0%	\$37,422.57	\$0.00	\$37,422.57	100.0%
2014	\$13,718.77	\$0.00	\$13,718.77	100.0%	\$13,718.77	\$0.00	\$13,718.77	100.0%
2015	\$12,353.54	\$0.00	\$12,353.54	100.0%	\$12,353.54	\$0.00	\$12,353.54	100.0%
2016	\$0.00	\$0.00	\$0.00	0.0%	\$0.00	\$0.00	\$0.00	0.0%
2017	\$2,555.00	\$0.00	\$0.00	0.0%	\$0.00	\$0.00	\$0.00	0.0%
2018	\$0.00	\$0.00	\$0.00	0.0%	\$0.00	\$0.00	\$0.00	0.0%
2019	\$0.00	\$0.00	\$0.00	0.0%	\$0.00	\$0.00	\$0.00	0.0%
2020	\$0.00	\$0.00	\$0.00	0.0%	\$0.00	\$0.00	\$0.00	0.0%
<b>Total</b>	<b>\$1,372,888.08</b>	<b>\$3,551.53</b>	<b>\$1,366,781.55</b>	<b>99.8%</b>	<b>\$1,366,781.55</b>	<b>\$0.00</b>	<b>\$1,366,781.55</b>	<b>99.8%</b>



U.S. Department of Housing and Urban Development  
Office of Community Planning and Development  
Integrated Disbursement and Information System  
Status of HOME Grants  
WATERBURY

DATE: 11-04-20  
TIME: 15:49  
PAGE: 3

IDIS - PR27

Program Income for Administration (PA)

Program Year	Authorized Amount	Amount Committed to Activities	% Committed	Net Disbursed	Disbursed Pending Approval	Total Disbursed	% Disbursed
2012	\$0.00	\$0.00	0.0%	\$0.00	\$0.00	\$0.00	0.0%
2013	\$3,551.53	\$3,551.53	100.0%	\$3,551.53	\$0.00	\$3,551.53	100.0%
2014	\$0.00	\$0.00	0.0%	\$0.00	\$0.00	\$0.00	0.0%
2015	\$0.00	\$0.00	0.0%	\$0.00	\$0.00	\$0.00	0.0%
2016	\$0.00	\$0.00	0.0%	\$0.00	\$0.00	\$0.00	0.0%
2017	\$0.00	\$0.00	0.0%	\$0.00	\$0.00	\$0.00	0.0%
2018	\$0.00	\$0.00	0.0%	\$0.00	\$0.00	\$0.00	0.0%
2019	\$0.00	\$0.00	0.0%	\$0.00	\$0.00	\$0.00	0.0%
2020	\$0.00	\$0.00	0.0%	\$0.00	\$0.00	\$0.00	0.0%
<b>Total</b>	<b>\$3,551.53</b>	<b>\$3,551.53</b>	<b>100.0%</b>	<b>\$3,551.53</b>	<b>\$0.00</b>	<b>\$3,551.53</b>	<b>100.0%</b>



U.S. Department of Housing and Urban Development  
Office of Community Planning and Development  
Integrated Disbursement and Information System  
Status of HOME Grants  
WATERBURY

DATE: 11-04-20  
TIME: 15:49  
PAGE: 4

IDIS - PR27

Recaptured Homebuyer Funds (HP)

Program Year	Total Receipts	Amount Committed to Activities	% Committed	Net Disbursed	Disbursed Pending Approval	Total Disbursed	% Disbursed
2015	\$0.00	\$0.00	0.0%	\$0.00	\$0.00	\$0.00	0.0%
2016	\$0.00	\$0.00	0.0%	\$0.00	\$0.00	\$0.00	0.0%
2017	\$0.00	\$0.00	0.0%	\$0.00	\$0.00	\$0.00	0.0%
2018	\$0.00	\$0.00	0.0%	\$0.00	\$0.00	\$0.00	0.0%
2019	\$0.00	\$0.00	0.0%	\$0.00	\$0.00	\$0.00	0.0%
2020	\$0.00	\$0.00	0.0%	\$0.00	\$0.00	\$0.00	0.0%
<b>Total</b>	<b>\$0.00</b>	<b>\$0.00</b>	<b>0.0%</b>	<b>\$0.00</b>	<b>\$0.00</b>	<b>\$0.00</b>	<b>0.0%</b>



U.S. Department of Housing and Urban Development  
Office of Community Planning and Development  
Integrated Disbursement and Information System  
Status of HOME Grants  
WATERBURY

DATE: 11-04-20  
TIME: 15:49  
PAGE: 5

IDIS - PR27

Repayments to Local Account (IU)

Program Year	Total Receipts	Amount Committed to Activities	% Committed	Net Disbursed	Disbursed Pending Approval	Total Disbursed	% Disbursed
2015	\$0.00	\$0.00	0.0%	\$0.00	\$0.00	\$0.00	0.0%
2016	\$0.00	\$0.00	0.0%	\$0.00	\$0.00	\$0.00	0.0%
2017	\$0.00	\$0.00	0.0%	\$0.00	\$0.00	\$0.00	0.0%
2018	\$0.00	\$0.00	0.0%	\$0.00	\$0.00	\$0.00	0.0%
2019	\$0.00	\$0.00	0.0%	\$0.00	\$0.00	\$0.00	0.0%
2020	\$0.00	\$0.00	0.0%	\$0.00	\$0.00	\$0.00	0.0%
<b>Total</b>	<b>\$0.00</b>	<b>\$0.00</b>	<b>0.0%</b>	<b>\$0.00</b>	<b>\$0.00</b>	<b>\$0.00</b>	<b>0.0%</b>



U.S. Department of Housing and Urban Development  
Office of Community Planning and Development  
Integrated Disbursement and Information System  
Status of HOME Grants  
WATERBURY

DATE: 11-04-20  
TIME: 15:49  
PAGE: 6

IDIS - PR27

Disbursements from Treasury Account

Fiscal Year	Total Authorization	Disbursed	Returned	Net Disbursed	Disbursed Pending Approval	Total Disbursed	% Disb	Available to Disburse
1992	\$1,020,000.00	\$1,020,000.00	\$0.00	\$1,020,000.00	\$0.00	\$1,020,000.00	100.0%	\$0.00
1993	\$673,000.00	\$673,000.00	\$0.00	\$673,000.00	\$0.00	\$673,000.00	100.0%	\$0.00
1994	\$738,000.00	\$738,000.00	\$0.00	\$738,000.00	\$0.00	\$738,000.00	100.0%	\$0.00
1995	\$811,000.00	\$811,000.00	\$0.00	\$811,000.00	\$0.00	\$811,000.00	100.0%	\$0.00
1996	\$807,000.00	\$807,000.00	\$0.00	\$807,000.00	\$0.00	\$807,000.00	100.0%	\$0.00
1997	\$690,516.00	\$690,516.00	\$0.00	\$690,516.00	\$0.00	\$690,516.00	100.0%	\$0.00
1998	\$846,000.00	\$846,000.00	\$0.00	\$846,000.00	\$0.00	\$846,000.00	100.0%	\$0.00
1999	\$908,000.00	\$908,000.00	\$0.00	\$908,000.00	\$0.00	\$908,000.00	100.0%	\$0.00
2000	\$907,000.00	\$907,000.00	\$0.00	\$907,000.00	\$0.00	\$907,000.00	100.0%	\$0.00
2001	\$1,010,000.00	\$1,010,000.00	\$0.00	\$1,010,000.00	\$0.00	\$1,010,000.00	100.0%	\$0.00
2002	\$1,011,000.00	\$1,011,000.00	\$0.00	\$1,011,000.00	\$0.00	\$1,011,000.00	100.0%	\$0.00
2003	\$1,074,671.00	\$1,074,671.00	\$0.00	\$1,074,671.00	\$0.00	\$1,074,671.00	100.0%	\$0.00
2004	\$1,197,371.00	\$1,197,371.00	\$0.00	\$1,197,371.00	\$0.00	\$1,197,371.00	100.0%	\$0.00
2005	\$1,034,001.00	\$1,034,001.00	\$0.00	\$1,034,001.00	\$0.00	\$1,034,001.00	100.0%	\$0.00
2006	\$971,258.00	\$971,258.00	\$0.00	\$971,258.00	\$0.00	\$971,258.00	100.0%	\$0.00
2007	\$972,358.00	\$972,358.00	\$0.00	\$972,358.00	\$0.00	\$972,358.00	100.0%	\$0.00
2008	\$938,351.00	\$938,351.00	\$0.00	\$938,351.00	\$0.00	\$938,351.00	100.0%	\$0.00
2009	\$1,048,678.00	\$1,048,678.00	\$0.00	\$1,048,678.00	\$0.00	\$1,048,678.00	100.0%	\$0.00
2010	\$1,042,698.00	\$1,042,698.00	\$0.00	\$1,042,698.00	\$0.00	\$1,042,698.00	100.0%	\$0.00
2011	\$920,286.00	\$920,286.00	\$0.00	\$920,286.00	\$0.00	\$920,286.00	100.0%	\$0.00
2012	\$670,310.00	\$670,310.00	\$0.00	\$670,310.00	\$0.00	\$670,310.00	100.0%	\$0.00
2013	\$709,824.00	\$709,824.00	\$0.00	\$709,824.00	\$0.00	\$709,824.00	100.0%	\$0.00
2014	\$657,694.00	\$657,694.00	\$0.00	\$657,694.00	\$0.00	\$657,694.00	100.0%	\$0.00
2015	\$600,593.00	\$346,871.11	\$0.00	\$346,871.11	\$0.00	\$346,871.11	57.7%	\$253,721.89
2016	\$637,414.00	\$164,439.15	\$0.00	\$164,439.15	\$0.00	\$164,439.15	25.7%	\$472,974.85
2017	\$617,835.00	\$61,783.00	\$0.00	\$61,783.00	\$0.00	\$61,783.00	9.9%	\$556,052.00
2018	\$859,735.00	\$69,293.65	\$0.00	\$69,293.65	\$0.00	\$69,293.65	8.0%	\$790,441.35
2019	\$827,794.00	\$0.00	\$0.00	\$0.00	\$0.00	\$0.00	0.0%	\$827,794.00
2020	\$899,666.00	\$0.00	\$0.00	\$0.00	\$0.00	\$0.00	0.0%	\$899,666.00
<b>Total</b>	<b>\$25,102,053.00</b>	<b>\$21,301,402.91</b>	<b>\$0.00</b>	<b>\$21,301,402.91</b>	<b>\$0.00</b>	<b>\$21,301,402.91</b>	<b>84.8%</b>	<b>\$3,800,650.09</b>



U.S. Department of Housing and Urban Development  
Office of Community Planning and Development  
Integrated Disbursement and Information System  
Status of HOME Grants  
WATERBURY

DATE: 11-04-20  
TIME: 15:49  
PAGE: 7

IDIS - PR27

Home Activities Commitments/Disbursements from Treasury Account

Fiscal Year	Authorized for Activities	Amount Committed to Activities	% Cmt'd	Disbursed	Returned	Net Disbursed	% Net Disb	Disbursed Pending Approval	Total Disbursed	% Disb
1992	\$918,000.00	\$918,000.00	100.0%	\$918,000.00	\$0.00	\$918,000.00	100.0%	\$0.00	\$918,000.00	100.0%
1993	\$605,700.00	\$605,700.00	100.0%	\$605,700.00	\$0.00	\$605,700.00	100.0%	\$0.00	\$605,700.00	100.0%
1994	\$664,200.00	\$664,200.00	100.0%	\$664,200.00	\$0.00	\$664,200.00	100.0%	\$0.00	\$664,200.00	100.0%
1995	\$729,900.00	\$729,900.00	100.0%	\$729,900.00	\$0.00	\$729,900.00	100.0%	\$0.00	\$729,900.00	100.0%
1996	\$726,300.00	\$726,300.00	100.0%	\$726,300.00	\$0.00	\$726,300.00	100.0%	\$0.00	\$726,300.00	100.0%
1997	\$611,916.00	\$611,916.00	100.0%	\$611,916.00	\$0.00	\$611,916.00	100.0%	\$0.00	\$611,916.00	100.0%
1998	\$761,400.00	\$761,400.00	100.0%	\$761,400.00	\$0.00	\$761,400.00	100.0%	\$0.00	\$761,400.00	100.0%
1999	\$817,200.00	\$817,200.00	100.0%	\$817,200.00	\$0.00	\$817,200.00	100.0%	\$0.00	\$817,200.00	100.0%
2000	\$816,300.00	\$816,300.00	100.0%	\$816,300.00	\$0.00	\$816,300.00	100.0%	\$0.00	\$816,300.00	100.0%
2001	\$909,000.00	\$909,000.00	100.0%	\$909,000.00	\$0.00	\$909,000.00	100.0%	\$0.00	\$909,000.00	100.0%
2002	\$909,900.00	\$909,900.00	100.0%	\$909,900.00	\$0.00	\$909,900.00	100.0%	\$0.00	\$909,900.00	100.0%
2003	\$967,203.90	\$967,203.90	100.0%	\$967,203.90	\$0.00	\$967,203.90	100.0%	\$0.00	\$967,203.90	100.0%
2004	\$1,077,420.41	\$1,077,420.41	100.0%	\$1,077,420.41	\$0.00	\$1,077,420.41	100.0%	\$0.00	\$1,077,420.41	100.0%
2005	\$925,278.31	\$925,278.31	100.0%	\$925,278.31	\$0.00	\$925,278.31	100.0%	\$0.00	\$925,278.31	100.0%
2006	\$857,809.94	\$857,809.94	100.0%	\$857,809.94	\$0.00	\$857,809.94	100.0%	\$0.00	\$857,809.94	100.0%
2007	\$834,826.01	\$834,826.01	100.0%	\$834,826.01	\$0.00	\$834,826.01	100.0%	\$0.00	\$834,826.01	100.0%
2008	\$795,604.96	\$795,604.96	100.0%	\$795,604.96	\$0.00	\$795,604.96	100.0%	\$0.00	\$795,604.96	100.0%
2009	\$888,237.33	\$888,237.33	100.0%	\$888,237.33	\$0.00	\$888,237.33	100.0%	\$0.00	\$888,237.33	100.0%
2010	\$883,116.53	\$883,116.53	100.0%	\$883,116.53	\$0.00	\$883,116.53	100.0%	\$0.00	\$883,116.53	100.0%
2011	\$827,366.75	\$827,366.75	100.0%	\$827,366.75	\$0.00	\$827,366.75	100.0%	\$0.00	\$827,366.75	100.0%
2012	\$600,939.80	\$600,939.80	100.0%	\$600,939.80	\$0.00	\$600,939.80	100.0%	\$0.00	\$600,939.80	100.0%
2013	\$638,841.60	\$638,841.60	100.0%	\$638,841.60	\$0.00	\$638,841.60	100.0%	\$0.00	\$638,841.60	100.0%
2014	\$559,039.90	\$559,039.90	100.0%	\$559,039.90	\$0.00	\$559,039.90	100.0%	\$0.00	\$559,039.90	100.0%
2015	\$510,504.05	\$510,504.05	100.0%	\$256,782.16	\$0.00	\$256,782.16	50.2%	\$0.00	\$256,782.16	50.2%
2016	\$568,586.95	\$299,392.03	52.6%	\$95,612.10	\$0.00	\$95,612.10	16.8%	\$0.00	\$95,612.10	16.8%
2017	\$556,052.00	\$0.00	0.0%	\$0.00	\$0.00	\$0.00	0.0%	\$0.00	\$0.00	0.0%
2018	\$773,761.50	\$0.00	0.0%	\$0.00	\$0.00	\$0.00	0.0%	\$0.00	\$0.00	0.0%
2019	\$745,014.60	\$0.00	0.0%	\$0.00	\$0.00	\$0.00	0.0%	\$0.00	\$0.00	0.0%
2020	\$809,699.40	\$0.00	0.0%	\$0.00	\$0.00	\$0.00	0.0%	\$0.00	\$0.00	0.0%
<b>Total</b>	<b>\$22,289,119.94</b>	<b>\$19,135,397.52</b>	<b>85.8%</b>	<b>\$18,677,895.70</b>	<b>\$0.00</b>	<b>\$18,677,895.70</b>	<b>83.7%</b>	<b>\$0.00</b>	<b>\$18,677,895.70</b>	<b>83.7%</b>



U.S. Department of Housing and Urban Development  
Office of Community Planning and Development  
Integrated Disbursement and Information System  
Status of HOME Grants  
WATERBURY

DATE: 11-04-20  
TIME: 15:49  
PAGE: 8

IDIS - PR27

Administrative Funds (AD)

Fiscal Year	Authorized Amount	Amount Committed	% Auth Cmtd	Balance to Commit	Total Disbursed	% Auth Disb	Available to Disburse
1992	\$102,000.00	\$102,000.00	100.0%	\$0.00	\$102,000.00	100.0%	\$0.00
1993	\$67,300.00	\$67,300.00	100.0%	\$0.00	\$67,300.00	100.0%	\$0.00
1994	\$73,800.00	\$73,800.00	100.0%	\$0.00	\$73,800.00	100.0%	\$0.00
1995	\$81,100.00	\$81,100.00	100.0%	\$0.00	\$81,100.00	100.0%	\$0.00
1996	\$80,700.00	\$80,700.00	100.0%	\$0.00	\$80,700.00	100.0%	\$0.00
1997	\$78,600.00	\$78,600.00	100.0%	\$0.00	\$78,600.00	100.0%	\$0.00
1998	\$84,600.00	\$84,600.00	100.0%	\$0.00	\$84,600.00	100.0%	\$0.00
1999	\$90,800.00	\$90,800.00	100.0%	\$0.00	\$90,800.00	100.0%	\$0.00
2000	\$90,700.00	\$90,700.00	100.0%	\$0.00	\$90,700.00	100.0%	\$0.00
2001	\$101,000.00	\$101,000.00	100.0%	\$0.00	\$101,000.00	100.0%	\$0.00
2002	\$101,100.00	\$101,100.00	100.0%	\$0.00	\$101,100.00	100.0%	\$0.00
2003	\$107,467.10	\$107,467.10	100.0%	\$0.00	\$107,467.10	100.0%	\$0.00
2004	\$119,950.59	\$119,950.59	100.0%	\$0.00	\$119,950.59	100.0%	\$0.00
2005	\$108,722.69	\$108,722.69	100.0%	\$0.00	\$108,722.69	100.0%	\$0.00
2006	\$113,448.06	\$113,448.06	100.0%	\$0.00	\$113,448.06	100.0%	\$0.00
2007	\$98,883.44	\$98,883.44	100.0%	\$0.00	\$98,883.44	100.0%	\$0.00
2008	\$95,828.49	\$95,828.49	100.0%	\$0.00	\$95,828.49	100.0%	\$0.00
2009	\$108,006.77	\$108,006.77	100.0%	\$0.00	\$108,006.77	100.0%	\$0.00
2010	\$107,446.57	\$107,446.57	100.0%	\$0.00	\$107,446.57	100.0%	\$0.00
2011	\$92,919.25	\$92,919.25	100.0%	\$0.00	\$92,919.25	100.0%	\$0.00
2012	\$69,370.20	\$69,370.20	100.0%	\$0.00	\$69,370.20	100.0%	\$0.00
2013	\$70,982.40	\$70,982.40	100.0%	\$0.00	\$70,982.40	100.0%	\$0.00
2014	\$65,769.40	\$65,769.40	100.0%	\$0.00	\$65,769.40	100.0%	\$0.00
2015	\$60,059.30	\$60,059.30	100.0%	\$0.00	\$60,059.30	100.0%	\$0.00
2016	\$63,741.40	\$63,741.40	100.0%	\$0.00	\$63,741.40	100.0%	\$0.00
2017	\$61,783.00	\$61,783.00	100.0%	\$0.00	\$61,783.00	100.0%	\$0.00
2018	\$85,973.50	\$85,973.50	100.0%	\$0.00	\$69,293.65	80.5%	\$16,679.85
2019	\$82,779.40	\$0.00	0.0%	\$82,779.40	\$0.00	0.0%	\$82,779.40
2020	\$89,966.60	\$0.00	0.0%	\$89,966.60	\$0.00	0.0%	\$89,966.60
<b>Total</b>	<b>\$2,554,798.16</b>	<b>\$2,382,052.16</b>	<b>93.2%</b>	<b>\$172,746.00</b>	<b>\$2,365,372.31</b>	<b>92.5%</b>	<b>\$189,425.85</b>





U.S. Department of Housing and Urban Development  
Office of Community Planning and Development  
Integrated Disbursement and Information System  
Status of HOME Grants  
WATERBURY

DATE: 11-04-20  
TIME: 15:49  
PAGE: 9

IDIS - PR27

CHDO Operating Funds (CO)

Fiscal Year	Authorized Amount	Amount Committed	% Auth Cmtd	Balance to Commit	Total Disbursed	% Auth Disb	Available to Disburse
1992	\$0.00	\$0.00	0.0%	\$0.00	\$0.00	0.0%	\$0.00
1993	\$0.00	\$0.00	0.0%	\$0.00	\$0.00	0.0%	\$0.00
1994	\$0.00	\$0.00	0.0%	\$0.00	\$0.00	0.0%	\$0.00
1995	\$0.00	\$0.00	0.0%	\$0.00	\$0.00	0.0%	\$0.00
1996	\$0.00	\$0.00	0.0%	\$0.00	\$0.00	0.0%	\$0.00
1997	\$0.00	\$0.00	0.0%	\$0.00	\$0.00	0.0%	\$0.00
1998	\$0.00	\$0.00	0.0%	\$0.00	\$0.00	0.0%	\$0.00
1999	\$0.00	\$0.00	0.0%	\$0.00	\$0.00	0.0%	\$0.00
2000	\$0.00	\$0.00	0.0%	\$0.00	\$0.00	0.0%	\$0.00
2001	\$0.00	\$0.00	0.0%	\$0.00	\$0.00	0.0%	\$0.00
2002	\$0.00	\$0.00	0.0%	\$0.00	\$0.00	0.0%	\$0.00
2003	\$0.00	\$0.00	0.0%	\$0.00	\$0.00	0.0%	\$0.00
2004	\$0.00	\$0.00	0.0%	\$0.00	\$0.00	0.0%	\$0.00
2005	\$0.00	\$0.00	0.0%	\$0.00	\$0.00	0.0%	\$0.00
2006	\$0.00	\$0.00	0.0%	\$0.00	\$0.00	0.0%	\$0.00
2007	\$38,648.55	\$38,648.55	100.0%	\$0.00	\$38,648.55	100.0%	\$0.00
2008	\$46,917.55	\$46,917.55	100.0%	\$0.00	\$46,917.55	100.0%	\$0.00
2009	\$52,433.90	\$52,433.90	100.0%	\$0.00	\$52,433.90	100.0%	\$0.00
2010	\$52,134.90	\$52,134.90	100.0%	\$0.00	\$52,134.90	100.0%	\$0.00
2011	\$0.00	\$0.00	0.0%	\$0.00	\$0.00	0.0%	\$0.00
2012	\$0.00	\$0.00	0.0%	\$0.00	\$0.00	0.0%	\$0.00
2013	\$0.00	\$0.00	0.0%	\$0.00	\$0.00	0.0%	\$0.00
2014	\$32,884.70	\$32,884.70	100.0%	\$0.00	\$32,884.70	100.0%	\$0.00
2015	\$30,029.65	\$30,029.65	100.0%	\$0.00	\$30,029.65	100.0%	\$0.00
2016	\$5,085.65	\$5,085.65	100.0%	\$0.00	\$5,085.65	100.0%	\$0.00
2017	\$0.00	\$0.00	0.0%	\$0.00	\$0.00	0.0%	\$0.00
2018	\$0.00	\$0.00	0.0%	\$0.00	\$0.00	0.0%	\$0.00
2019	\$0.00	\$0.00	0.0%	\$0.00	\$0.00	0.0%	\$0.00
2020	\$0.00	\$0.00	0.0%	\$0.00	\$0.00	0.0%	\$0.00
<b>Total</b>	<b>\$258,134.90</b>	<b>\$258,134.90</b>	<b>100.0%</b>	<b>\$0.00</b>	<b>\$258,134.90</b>	<b>100.0%</b>	<b>\$0.00</b>



U.S. Department of Housing and Urban Development  
Office of Community Planning and Development  
Integrated Disbursement and Information System  
Status of HOME Grants  
WATERBURY

DATE: 11-04-20  
TIME: 15:49  
PAGE: 10

IDIS - PR27

CHDO Funds (CR)

Fiscal Year	CHDO Requirement	Authorized Amount	Amount Suballocated to CL/CC	Amount Subgranted to CHDOS	Balance to Subgrant	Funds Committed to Activities	% Subg Cmdt	Balance to Commit	Total Disbursed	% Subg Disb	Available to Disburse
1992	\$153,000.00	\$811,877.93	\$0.00	\$811,877.93	\$0.00	\$811,877.93	100.0%	\$0.00	\$811,877.93	100.0%	\$0.00
1993	\$100,950.00	\$468,007.71	\$0.00	\$468,007.71	\$0.00	\$468,007.71	100.0%	\$0.00	\$468,007.71	100.0%	\$0.00
1994	\$110,700.00	\$398,257.36	\$0.00	\$398,257.36	\$0.00	\$398,257.36	100.0%	\$0.00	\$398,257.36	100.0%	\$0.00
1995	\$121,650.00	\$514,675.29	\$0.00	\$514,675.29	\$0.00	\$514,675.29	100.0%	\$0.00	\$514,675.29	100.0%	\$0.00
1996	\$121,050.00	\$2,680.14	\$0.00	\$2,680.14	\$0.00	\$2,680.14	100.0%	\$0.00	\$2,680.14	100.0%	\$0.00
1997	\$117,900.00	\$128,000.00	\$0.00	\$128,000.00	\$0.00	\$128,000.00	100.0%	\$0.00	\$128,000.00	100.0%	\$0.00
1998	\$126,900.00	\$0.00	\$0.00	\$0.00	\$0.00	\$0.00	0.0%	\$0.00	\$0.00	0.0%	\$0.00
1999	\$136,200.00	\$0.00	\$0.00	\$0.00	\$0.00	\$0.00	0.0%	\$0.00	\$0.00	0.0%	\$0.00
2000	\$136,050.00	\$0.00	\$0.00	\$0.00	\$0.00	\$0.00	0.0%	\$0.00	\$0.00	0.0%	\$0.00
2001	\$151,500.00	\$72,150.00	\$10,850.00	\$61,300.00	\$0.00	\$61,300.00	100.0%	\$0.00	\$61,300.00	100.0%	\$0.00
2002	\$151,650.00	\$151,650.00	\$0.00	\$151,650.00	\$0.00	\$151,650.00	100.0%	\$0.00	\$151,650.00	100.0%	\$0.00
2003	\$161,200.65	\$161,200.65	\$0.00	\$161,200.65	\$0.00	\$161,200.65	100.0%	\$0.00	\$161,200.65	100.0%	\$0.00
2004	\$161,096.85	\$161,096.85	\$0.00	\$161,096.85	\$0.00	\$161,096.85	100.0%	\$0.00	\$161,096.85	100.0%	\$0.00
2005	\$155,100.15	\$816,553.33	\$0.00	\$816,553.33	\$0.00	\$816,553.33	100.0%	\$0.00	\$816,553.33	100.0%	\$0.00
2006	\$145,688.70	\$857,809.94	\$0.00	\$857,809.94	\$0.00	\$857,809.94	100.0%	\$0.00	\$857,809.94	100.0%	\$0.00
2007	\$145,853.70	\$149,046.19	\$0.00	\$149,046.19	\$0.00	\$149,046.19	100.0%	\$0.00	\$149,046.19	100.0%	\$0.00
2008	\$140,752.65	\$371,140.60	\$0.00	\$371,140.60	\$0.00	\$371,140.60	100.0%	\$0.00	\$371,140.60	100.0%	\$0.00
2009	\$157,301.70	\$160,211.85	\$0.00	\$160,211.85	\$0.00	\$160,211.85	100.0%	\$0.00	\$160,211.85	100.0%	\$0.00
2010	\$156,404.70	\$156,404.70	\$0.00	\$156,404.70	\$0.00	\$156,404.70	100.0%	\$0.00	\$156,404.70	100.0%	\$0.00
2011	\$42,684.51	\$42,684.51	\$0.00	\$42,684.51	\$0.00	\$42,684.51	100.0%	\$0.00	\$42,684.51	100.0%	\$0.00
2012	\$0.00	\$0.00	\$0.00	\$0.00	\$0.00	\$0.00	0.0%	\$0.00	\$0.00	0.0%	\$0.00
2013	\$0.00	\$0.00	\$0.00	\$0.00	\$0.00	\$0.00	0.0%	\$0.00	\$0.00	0.0%	\$0.00
2014	\$0.00	\$0.00	\$0.00	\$0.00	\$0.00	\$0.00	0.0%	\$0.00	\$0.00	0.0%	\$0.00
2015	\$90,088.95	\$90,088.95	\$0.00	\$90,088.95	\$0.00	\$90,088.95	100.0%	\$0.00	\$90,088.95	100.0%	\$0.00
2016	\$95,612.10	\$95,612.10	\$0.00	\$95,612.10	\$0.00	\$95,612.10	100.0%	\$0.00	\$95,612.10	100.0%	\$0.00
2017	\$92,675.25	\$92,675.25	\$0.00	\$0.00	\$92,675.25	\$0.00	0.0%	\$92,675.25	\$0.00	0.0%	\$92,675.25
2018	\$128,960.25	\$128,960.25	\$0.00	\$0.00	\$128,960.25	\$0.00	0.0%	\$128,960.25	\$0.00	0.0%	\$128,960.25
2019	\$124,169.10	\$124,169.10	\$0.00	\$0.00	\$124,169.10	\$0.00	0.0%	\$124,169.10	\$0.00	0.0%	\$124,169.10
2020	\$134,949.90	\$134,949.90	\$0.00	\$0.00	\$134,949.90	\$0.00	0.0%	\$134,949.90	\$0.00	0.0%	\$134,949.90
<b>Total</b>	<b>\$3,360,089.16</b>	<b>\$6,089,902.60</b>	<b>\$10,850.00</b>	<b>\$5,598,298.10</b>	<b>\$480,754.50</b>	<b>\$5,598,298.10</b>	<b>100.0%</b>	<b>\$480,754.50</b>	<b>\$5,598,298.10</b>	<b>100.0%</b>	<b>\$480,754.50</b>



U.S. Department of Housing and Urban Development  
Office of Community Planning and Development  
Integrated Disbursement and Information System  
Status of HOME Grants  
WATERBURY

DATE: 11-04-20  
TIME: 15:49  
PAGE: 11

IDIS - PR27

CHDO Loans (CL)

Fiscal Year	Authorized Amount	Amount Subgranted	Amount Committed	% Auth Cmtd	Balance to Commit	Total Disbursed	% Auth Disb	Available to Disburse
1992	\$0.00	\$0.00	\$0.00	0.0%	\$0.00	\$0.00	0.0%	\$0.00
1993	\$0.00	\$0.00	\$0.00	0.0%	\$0.00	\$0.00	0.0%	\$0.00
1994	\$0.00	\$0.00	\$0.00	0.0%	\$0.00	\$0.00	0.0%	\$0.00
1995	\$0.00	\$0.00	\$0.00	0.0%	\$0.00	\$0.00	0.0%	\$0.00
1996	\$0.00	\$0.00	\$0.00	0.0%	\$0.00	\$0.00	0.0%	\$0.00
1997	\$0.00	\$0.00	\$0.00	0.0%	\$0.00	\$0.00	0.0%	\$0.00
1998	\$0.00	\$0.00	\$0.00	0.0%	\$0.00	\$0.00	0.0%	\$0.00
1999	\$0.00	\$0.00	\$0.00	0.0%	\$0.00	\$0.00	0.0%	\$0.00
2000	\$0.00	\$0.00	\$0.00	0.0%	\$0.00	\$0.00	0.0%	\$0.00
2001	\$10,850.00	\$10,850.00	\$10,850.00	100.0%	\$0.00	\$10,850.00	100.0%	\$0.00
2002	\$0.00	\$0.00	\$0.00	0.0%	\$0.00	\$0.00	0.0%	\$0.00
2003	\$0.00	\$0.00	\$0.00	0.0%	\$0.00	\$0.00	0.0%	\$0.00
2004	\$0.00	\$0.00	\$0.00	0.0%	\$0.00	\$0.00	0.0%	\$0.00
2005	\$0.00	\$0.00	\$0.00	0.0%	\$0.00	\$0.00	0.0%	\$0.00
2006	\$0.00	\$0.00	\$0.00	0.0%	\$0.00	\$0.00	0.0%	\$0.00
2007	\$0.00	\$0.00	\$0.00	0.0%	\$0.00	\$0.00	0.0%	\$0.00
2008	\$0.00	\$0.00	\$0.00	0.0%	\$0.00	\$0.00	0.0%	\$0.00
2009	\$0.00	\$0.00	\$0.00	0.0%	\$0.00	\$0.00	0.0%	\$0.00
2010	\$0.00	\$0.00	\$0.00	0.0%	\$0.00	\$0.00	0.0%	\$0.00
2011	\$0.00	\$0.00	\$0.00	0.0%	\$0.00	\$0.00	0.0%	\$0.00
2012	\$0.00	\$0.00	\$0.00	0.0%	\$0.00	\$0.00	0.0%	\$0.00
2013	\$0.00	\$0.00	\$0.00	0.0%	\$0.00	\$0.00	0.0%	\$0.00
2014	\$0.00	\$0.00	\$0.00	0.0%	\$0.00	\$0.00	0.0%	\$0.00
2015	\$0.00	\$0.00	\$0.00	0.0%	\$0.00	\$0.00	0.0%	\$0.00
2016	\$0.00	\$0.00	\$0.00	0.0%	\$0.00	\$0.00	0.0%	\$0.00
2017	\$0.00	\$0.00	\$0.00	0.0%	\$0.00	\$0.00	0.0%	\$0.00
2018	\$0.00	\$0.00	\$0.00	0.0%	\$0.00	\$0.00	0.0%	\$0.00
2019	\$0.00	\$0.00	\$0.00	0.0%	\$0.00	\$0.00	0.0%	\$0.00
2020	\$0.00	\$0.00	\$0.00	0.0%	\$0.00	\$0.00	0.0%	\$0.00
<b>Total</b>	<b>\$10,850.00</b>	<b>\$10,850.00</b>	<b>\$10,850.00</b>	<b>100.0%</b>	<b>\$0.00</b>	<b>\$10,850.00</b>	<b>100.0%</b>	<b>\$0.00</b>



U.S. Department of Housing and Urban Development  
Office of Community Planning and Development  
Integrated Disbursement and Information System  
Status of HOME Grants  
WATERBURY

DATE: 11-04-20  
TIME: 15:49  
PAGE: 12

IDIS - PR27

CHDO Capacity (CC)

Fiscal Year	Authorized Amount	Amount Subgranted	Amount Committed	% Auth Cmtd	Balance to Commit	Total Disbursed	% Auth Disb	Available to Disburse
1992	\$0.00	\$0.00	\$0.00	0.0%	\$0.00	\$0.00	0.0%	\$0.00
1993	\$0.00	\$0.00	\$0.00	0.0%	\$0.00	\$0.00	0.0%	\$0.00
1994	\$0.00	\$0.00	\$0.00	0.0%	\$0.00	\$0.00	0.0%	\$0.00
1995	\$0.00	\$0.00	\$0.00	0.0%	\$0.00	\$0.00	0.0%	\$0.00
1996	\$0.00	\$0.00	\$0.00	0.0%	\$0.00	\$0.00	0.0%	\$0.00
1997	\$0.00	\$0.00	\$0.00	0.0%	\$0.00	\$0.00	0.0%	\$0.00
1998	\$0.00	\$0.00	\$0.00	0.0%	\$0.00	\$0.00	0.0%	\$0.00
1999	\$0.00	\$0.00	\$0.00	0.0%	\$0.00	\$0.00	0.0%	\$0.00
2000	\$0.00	\$0.00	\$0.00	0.0%	\$0.00	\$0.00	0.0%	\$0.00
2001	\$0.00	\$0.00	\$0.00	0.0%	\$0.00	\$0.00	0.0%	\$0.00
2002	\$0.00	\$0.00	\$0.00	0.0%	\$0.00	\$0.00	0.0%	\$0.00
2003	\$0.00	\$0.00	\$0.00	0.0%	\$0.00	\$0.00	0.0%	\$0.00
2004	\$0.00	\$0.00	\$0.00	0.0%	\$0.00	\$0.00	0.0%	\$0.00
2005	\$0.00	\$0.00	\$0.00	0.0%	\$0.00	\$0.00	0.0%	\$0.00
2006	\$0.00	\$0.00	\$0.00	0.0%	\$0.00	\$0.00	0.0%	\$0.00
2007	\$0.00	\$0.00	\$0.00	0.0%	\$0.00	\$0.00	0.0%	\$0.00
2008	\$0.00	\$0.00	\$0.00	0.0%	\$0.00	\$0.00	0.0%	\$0.00
2009	\$0.00	\$0.00	\$0.00	0.0%	\$0.00	\$0.00	0.0%	\$0.00
2010	\$0.00	\$0.00	\$0.00	0.0%	\$0.00	\$0.00	0.0%	\$0.00
2011	\$0.00	\$0.00	\$0.00	0.0%	\$0.00	\$0.00	0.0%	\$0.00
2012	\$0.00	\$0.00	\$0.00	0.0%	\$0.00	\$0.00	0.0%	\$0.00
2013	\$0.00	\$0.00	\$0.00	0.0%	\$0.00	\$0.00	0.0%	\$0.00
2014	\$0.00	\$0.00	\$0.00	0.0%	\$0.00	\$0.00	0.0%	\$0.00
2015	\$0.00	\$0.00	\$0.00	0.0%	\$0.00	\$0.00	0.0%	\$0.00
2016	\$0.00	\$0.00	\$0.00	0.0%	\$0.00	\$0.00	0.0%	\$0.00
2017	\$0.00	\$0.00	\$0.00	0.0%	\$0.00	\$0.00	0.0%	\$0.00
2018	\$0.00	\$0.00	\$0.00	0.0%	\$0.00	\$0.00	0.0%	\$0.00
2019	\$0.00	\$0.00	\$0.00	0.0%	\$0.00	\$0.00	0.0%	\$0.00
2020	\$0.00	\$0.00	\$0.00	0.0%	\$0.00	\$0.00	0.0%	\$0.00
Total	\$0.00	\$0.00	\$0.00	0.0%	\$0.00	\$0.00	0.0%	\$0.00



U.S. Department of Housing and Urban Development  
Office of Community Planning and Development  
Integrated Disbursement and Information System  
Status of HOME Grants  
WATERBURY

DATE: 11-04-20  
TIME: 15:49  
PAGE: 13

IDIS - PR27

Reservations to State Recipients and Sub-recipients (SU)

Fiscal Year	Authorized Amount	Amount Subgranted to Other Entities	Amount Committed	% Auth Cmtd	Balance to Commit	Total Disbursed	% Auth Disb	Available to Disburse
1992	\$0.00	\$0.00	\$0.00	0.0%	\$0.00	\$0.00	0.0%	\$0.00
1993	\$0.00	\$0.00	\$0.00	0.0%	\$0.00	\$0.00	0.0%	\$0.00
1994	\$0.00	\$0.00	\$0.00	0.0%	\$0.00	\$0.00	0.0%	\$0.00
1995	\$0.00	\$0.00	\$0.00	0.0%	\$0.00	\$0.00	0.0%	\$0.00
1996	\$0.00	\$0.00	\$0.00	0.0%	\$0.00	\$0.00	0.0%	\$0.00
1997	\$0.00	\$0.00	\$0.00	0.0%	\$0.00	\$0.00	0.0%	\$0.00
1998	\$0.00	\$0.00	\$0.00	0.0%	\$0.00	\$0.00	0.0%	\$0.00
1999	\$0.00	\$0.00	\$0.00	0.0%	\$0.00	\$0.00	0.0%	\$0.00
2000	\$0.00	\$0.00	\$0.00	0.0%	\$0.00	\$0.00	0.0%	\$0.00
2001	\$0.00	\$0.00	\$0.00	0.0%	\$0.00	\$0.00	0.0%	\$0.00
2002	\$0.00	\$0.00	\$0.00	0.0%	\$0.00	\$0.00	0.0%	\$0.00
2003	\$0.00	\$0.00	\$0.00	0.0%	\$0.00	\$0.00	0.0%	\$0.00
2004	\$0.00	\$0.00	\$0.00	0.0%	\$0.00	\$0.00	0.0%	\$0.00
2005	\$0.00	\$0.00	\$0.00	0.0%	\$0.00	\$0.00	0.0%	\$0.00
2006	\$0.00	\$0.00	\$0.00	0.0%	\$0.00	\$0.00	0.0%	\$0.00
2007	\$0.00	\$0.00	\$0.00	0.0%	\$0.00	\$0.00	0.0%	\$0.00
2008	\$0.00	\$0.00	\$0.00	0.0%	\$0.00	\$0.00	0.0%	\$0.00
2009	\$0.00	\$0.00	\$0.00	0.0%	\$0.00	\$0.00	0.0%	\$0.00
2010	\$0.00	\$0.00	\$0.00	0.0%	\$0.00	\$0.00	0.0%	\$0.00
2011	\$0.00	\$0.00	\$0.00	0.0%	\$0.00	\$0.00	0.0%	\$0.00
2012	\$0.00	\$0.00	\$0.00	0.0%	\$0.00	\$0.00	0.0%	\$0.00
2013	\$0.00	\$0.00	\$0.00	0.0%	\$0.00	\$0.00	0.0%	\$0.00
2014	\$0.00	\$0.00	\$0.00	0.0%	\$0.00	\$0.00	0.0%	\$0.00
2015	\$0.00	\$0.00	\$0.00	0.0%	\$0.00	\$0.00	0.0%	\$0.00
2016	\$0.00	\$0.00	\$0.00	0.0%	\$0.00	\$0.00	0.0%	\$0.00
2017	\$0.00	\$0.00	\$0.00	0.0%	\$0.00	\$0.00	0.0%	\$0.00
2018	\$0.00	\$0.00	\$0.00	0.0%	\$0.00	\$0.00	0.0%	\$0.00
2019	\$0.00	\$0.00	\$0.00	0.0%	\$0.00	\$0.00	0.0%	\$0.00
2020	\$0.00	\$0.00	\$0.00	0.0%	\$0.00	\$0.00	0.0%	\$0.00
<b>Total</b>	<b>\$0.00</b>	<b>\$0.00</b>	<b>\$0.00</b>	<b>0.0%</b>	<b>\$0.00</b>	<b>\$0.00</b>	<b>0.0%</b>	<b>\$0.00</b>



U.S. Department of Housing and Urban Development  
Office of Community Planning and Development  
Integrated Disbursement and Information System  
Status of HOME Grants  
WATERBURY

DATE: 11-04-20  
TIME: 15:49  
PAGE: 14

IDIS - PR27

Total Program Funds

Fiscal Year	Total Authorization	Local Account Funds	Committed Amount	Net Disbursed for Activities	Net Disbursed for Admin/CHDO OP	Net Disbursed	Disbursed Pending Approval	Total Disbursed	Available to Disburse
1992	\$1,020,000.00	\$0.00	\$918,000.00	\$918,000.00	\$102,000.00	\$1,020,000.00	\$0.00	\$1,020,000.00	\$0.00
1993	\$673,000.00	\$0.00	\$605,700.00	\$605,700.00	\$67,300.00	\$673,000.00	\$0.00	\$673,000.00	\$0.00
1994	\$738,000.00	\$0.00	\$664,200.00	\$664,200.00	\$73,800.00	\$738,000.00	\$0.00	\$738,000.00	\$0.00
1995	\$811,000.00	\$0.00	\$729,900.00	\$729,900.00	\$81,100.00	\$811,000.00	\$0.00	\$811,000.00	\$0.00
1996	\$807,000.00	\$0.00	\$726,300.00	\$726,300.00	\$80,700.00	\$807,000.00	\$0.00	\$807,000.00	\$0.00
1997	\$690,516.00	\$0.00	\$611,916.00	\$611,916.00	\$78,600.00	\$690,516.00	\$0.00	\$690,516.00	\$0.00
1998	\$846,000.00	\$0.00	\$761,400.00	\$761,400.00	\$84,600.00	\$846,000.00	\$0.00	\$846,000.00	\$0.00
1999	\$908,000.00	\$267,197.62	\$1,084,397.62	\$1,084,397.62	\$90,800.00	\$1,175,197.62	\$0.00	\$1,175,197.62	\$0.00
2000	\$907,000.00	\$171,309.38	\$987,609.38	\$987,609.38	\$90,700.00	\$1,078,309.38	\$0.00	\$1,078,309.38	\$0.00
2001	\$1,010,000.00	\$31,472.68	\$940,472.68	\$940,472.68	\$101,000.00	\$1,041,472.68	\$0.00	\$1,041,472.68	\$0.00
2002	\$1,011,000.00	\$334,462.93	\$1,244,362.93	\$1,244,362.93	\$101,100.00	\$1,345,462.93	\$0.00	\$1,345,462.93	\$0.00
2003	\$1,074,671.00	\$79,065.90	\$1,046,269.80	\$1,046,269.80	\$107,467.10	\$1,153,736.90	\$0.00	\$1,153,736.90	\$0.00
2004	\$1,197,371.00	\$68,925.90	\$1,146,346.31	\$1,146,346.31	\$119,950.59	\$1,266,296.90	\$0.00	\$1,266,296.90	\$0.00
2005	\$1,034,001.00	\$53,225.99	\$978,504.30	\$978,504.30	\$108,722.69	\$1,087,226.99	\$0.00	\$1,087,226.99	\$0.00
2006	\$971,258.00	\$163,222.60	\$1,021,032.54	\$1,021,032.54	\$113,448.06	\$1,134,480.60	\$0.00	\$1,134,480.60	\$0.00
2007	\$972,358.00	\$16,476.47	\$851,302.48	\$851,302.48	\$137,531.99	\$988,834.47	\$0.00	\$988,834.47	\$0.00
2008	\$938,351.00	\$19,933.86	\$815,538.82	\$815,538.82	\$142,746.04	\$958,284.86	\$0.00	\$958,284.86	\$0.00
2009	\$1,048,678.00	\$31,389.72	\$919,627.05	\$919,627.05	\$160,440.67	\$1,080,067.72	\$0.00	\$1,080,067.72	\$0.00
2010	\$1,042,698.00	\$37,226.52	\$920,343.05	\$920,343.05	\$159,581.47	\$1,079,924.52	\$0.00	\$1,079,924.52	\$0.00
2011	\$920,286.00	\$8,906.45	\$836,273.20	\$836,273.20	\$92,919.25	\$929,192.45	\$0.00	\$929,192.45	\$0.00
2012	\$670,310.00	\$20,470.65	\$621,410.45	\$621,410.45	\$69,370.20	\$690,780.65	\$0.00	\$690,780.65	\$0.00
2013	\$709,824.00	\$40,974.10	\$679,815.70	\$679,815.70	\$70,982.40	\$750,798.10	\$0.00	\$750,798.10	\$0.00
2014	\$657,694.00	\$13,718.77	\$572,758.67	\$572,758.67	\$98,654.10	\$671,412.77	\$0.00	\$671,412.77	\$0.00
2015	\$600,593.00	\$12,353.54	\$522,857.59	\$269,135.70	\$90,088.95	\$359,224.65	\$0.00	\$359,224.65	\$253,721.89
2016	\$637,414.00	\$0.00	\$299,392.03	\$95,612.10	\$68,827.05	\$164,439.15	\$0.00	\$164,439.15	\$472,974.85
2017	\$617,835.00	\$2,555.00	\$0.00	\$0.00	\$61,783.00	\$61,783.00	\$0.00	\$61,783.00	\$558,607.00
2018	\$859,735.00	\$0.00	\$0.00	\$0.00	\$69,293.65	\$69,293.65	\$0.00	\$69,293.65	\$790,441.35
2019	\$827,794.00	\$0.00	\$0.00	\$0.00	\$0.00	\$0.00	\$0.00	\$0.00	\$827,794.00
2020	\$899,666.00	\$0.00	\$0.00	\$0.00	\$0.00	\$0.00	\$0.00	\$0.00	\$899,666.00
<b>Total</b>	<b>\$25,102,053.00</b>	<b>\$1,372,888.08</b>	<b>\$20,505,730.60</b>	<b>\$20,048,228.78</b>	<b>\$2,623,507.21</b>	<b>\$22,671,735.99</b>	<b>\$0.00</b>	<b>\$22,671,735.99</b>	<b>\$3,803,205.09</b>



U.S. Department of Housing and Urban Development  
Office of Community Planning and Development  
Integrated Disbursement and Information System  
Status of HOME Grants  
WATERBURY

DATE: 11-04-20  
TIME: 15:49  
PAGE: 15

IDIS - PR27

Total Program Percent

Fiscal Year	Total Authorization	Local Account Funds	% Committed for Activities	% Disb for Activities	% Disb for Admin/CHDO OP	% Net Disbursed	% Disbursed Pending Approval	% Total Disbursed	% Available to Disburse
1992	\$1,020,000.00	\$0.00	90.0%	90.0%	10.0%	100.0%	0.0%	100.0%	0.0%
1993	\$673,000.00	\$0.00	90.0%	90.0%	10.0%	100.0%	0.0%	100.0%	0.0%
1994	\$738,000.00	\$0.00	90.0%	90.0%	10.0%	100.0%	0.0%	100.0%	0.0%
1995	\$811,000.00	\$0.00	90.0%	90.0%	10.0%	100.0%	0.0%	100.0%	0.0%
1996	\$807,000.00	\$0.00	90.0%	90.0%	10.0%	100.0%	0.0%	100.0%	0.0%
1997	\$690,516.00	\$0.00	88.6%	88.6%	11.3%	100.0%	0.0%	100.0%	0.0%
1998	\$846,000.00	\$0.00	90.0%	90.0%	10.0%	100.0%	0.0%	100.0%	0.0%
1999	\$908,000.00	\$267,197.62	92.2%	92.2%	10.0%	100.0%	0.0%	100.0%	0.0%
2000	\$907,000.00	\$171,309.38	91.5%	91.5%	10.0%	100.0%	0.0%	100.0%	0.0%
2001	\$1,010,000.00	\$31,472.68	90.3%	90.3%	10.0%	100.0%	0.0%	100.0%	0.0%
2002	\$1,011,000.00	\$334,462.93	92.4%	92.4%	10.0%	100.0%	0.0%	100.0%	0.0%
2003	\$1,074,671.00	\$79,065.90	90.6%	90.6%	10.0%	100.0%	0.0%	100.0%	0.0%
2004	\$1,197,371.00	\$68,925.90	90.5%	90.5%	10.0%	100.0%	0.0%	100.0%	0.0%
2005	\$1,034,001.00	\$53,225.99	90.0%	90.0%	10.5%	100.0%	0.0%	100.0%	0.0%
2006	\$971,258.00	\$163,222.60	89.9%	89.9%	11.6%	100.0%	0.0%	100.0%	0.0%
2007	\$972,358.00	\$16,476.47	86.0%	86.0%	14.1%	100.0%	0.0%	100.0%	0.0%
2008	\$938,351.00	\$19,933.86	85.1%	85.1%	15.2%	100.0%	0.0%	100.0%	0.0%
2009	\$1,048,678.00	\$31,389.72	85.1%	85.1%	15.2%	100.0%	0.0%	100.0%	0.0%
2010	\$1,042,698.00	\$37,226.52	85.2%	85.2%	15.3%	100.0%	0.0%	100.0%	0.0%
2011	\$920,286.00	\$8,906.45	89.9%	89.9%	10.0%	100.0%	0.0%	100.0%	0.0%
2012	\$670,310.00	\$20,470.65	89.9%	89.9%	10.3%	99.9%	0.0%	99.9%	0.0%
2013	\$709,824.00	\$40,974.10	90.5%	90.5%	9.9%	100.0%	0.0%	100.0%	0.0%
2014	\$657,694.00	\$13,718.77	85.3%	85.3%	15.0%	100.0%	0.0%	100.0%	0.0%
2015	\$600,593.00	\$12,353.54	85.3%	43.9%	15.0%	58.6%	0.0%	58.6%	41.3%
2016	\$637,414.00	\$0.00	46.9%	15.0%	10.7%	25.7%	0.0%	25.7%	74.2%
2017	\$617,835.00	\$2,555.00	0.0%	0.0%	9.9%	9.9%	0.0%	9.9%	90.0%
2018	\$859,735.00	\$0.00	0.0%	0.0%	8.0%	8.0%	0.0%	8.0%	91.9%
2019	\$827,794.00	\$0.00	0.0%	0.0%	0.0%	0.0%	0.0%	0.0%	100.0%
2020	\$899,666.00	\$0.00	0.0%	0.0%	0.0%	0.0%	0.0%	0.0%	100.0%
<b>Total</b>	<b>\$25,102,053.00</b>	<b>\$1,372,888.08</b>	<b>77.4%</b>	<b>75.7%</b>	<b>10.4%</b>	<b>85.6%</b>	<b>0.0%</b>	<b>85.6%</b>	<b>14.3%</b>

**IDIS PR91**





U.S. Department of Housing and Urban Development  
Office of Community Planning and Development  
Integrated Disbursement and Information System  
PR91 - ESG Financial Summary

DATE: 11-04-20  
TIME: 15:53  
PAGE: 1

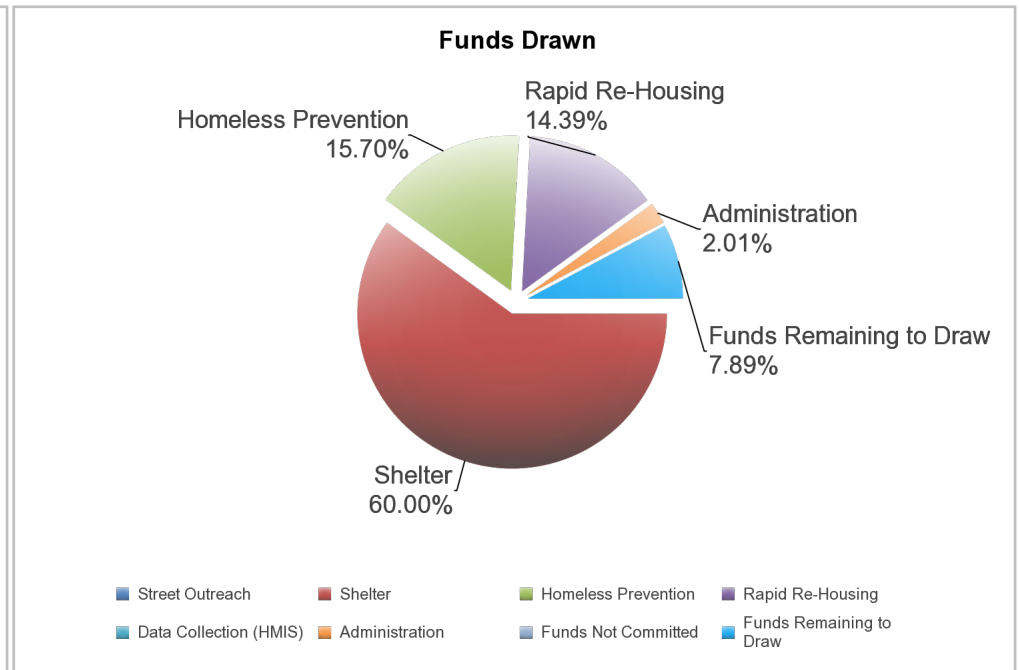
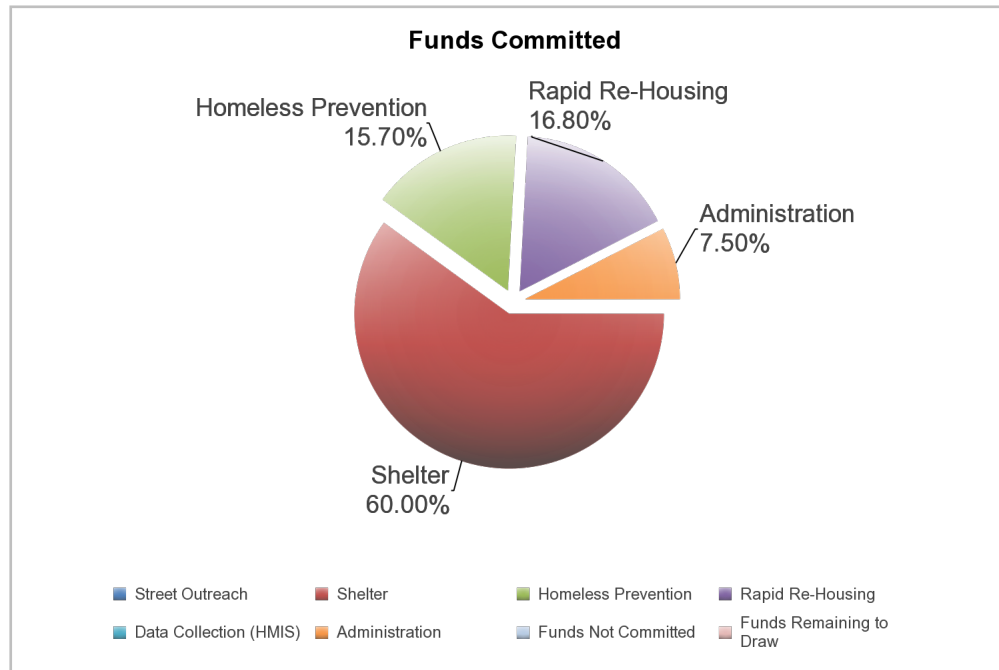
WATERBURY, CT  
2019

### ESG Program Level Summary

Grant Number	Total Grant Amount	Total Funds Committed	Total Funds Available to Commit	% of Grant Funds Not Committed	Grant Funds Drawn	% of Grant Funds Drawn	Available to Draw	% Remaining to Draw
E19MC090016	\$182,111.00	\$182,111.00	\$0.00	0.00%	\$167,733.76	92.11%	\$14,377.24	7.89%

### ESG Program Components

Activity Type	Total Committed to Activities	% of Grant Committed	Drawn Amount	% of Grant Drawn
Street Outreach	\$0.00	0.00%	\$0.00	0.00%
Shelter	\$109,267.00	60.00%	\$109,267.00	60.00%
Homeless Prevention	\$28,586.00	15.70%	\$28,586.00	15.70%
Rapid Re-Housing	\$30,600.00	16.80%	\$26,213.00	14.39%
Data Collection (HMIS)	\$0.00	0.00%	\$0.00	0.00%
Administration	\$13,658.00	7.50%	\$3,667.76	2.01%
Funds Not Committed	\$0.00	0.00%	\$0.00	0.00%
Funds Remaining to Draw	\$0.00	0.00%	\$14,377.24	7.89%
<b>Total</b>	<b>\$182,111.00</b>	<b>100.00%</b>	<b>\$182,111.00</b>	<b>100.00%</b>





U.S. Department of Housing and Urban Development  
Office of Community Planning and Development  
Integrated Disbursement and Information System  
PR91 - ESG Financial Summary

DATE: 11-04-20  
TIME: 15:53  
PAGE: 2

WATERBURY, CT  
2019

## 24-Month Grant Expenditure Deadline

All of the recipient's grant must be expended for eligible activity costs within 24 months after the date HUD signs the grant agreement with the recipient. Expenditure means either an actual cash disbursement for a direct charge for a good or service or an indirect cost or the accrual of a direct charge for a good or service or an indirect cost. This report uses draws in IDIS to measure expenditures. HUD allocated Fiscal Year 2011 ESG funds in two allocations. For FY2011, this Obligation Date is the date of the first allocation. This report does not list the Obligation Date, does not calculate the Expenditure Deadline, and does not track the Days Remaining for the FY 2011 second allocation.

Grant Amount: \$182,111.00

Grant Number	Draws to Date	HUD Obligation Date	Expenditure Deadline	Days Remaining to Meet Requirement Date	Expenditures Required
E19MC090016	\$167,733.76	09/11/2019	09/11/2021	311	\$14,377.24

## 60% Cap on Emergency Shelter and Street Outreach

The cap refers to the total amount of the recipient's fiscal year grant, allowed for emergency shelter and street outreach activities, is capped at 60 percent. This amount cannot exceed the greater of: (1) 60% of the overall grant for the year; or, (2) the amount of Fiscal Year 2010 ESG funds committed for homeless assistance activities. (Note: the HESG-CV grants are currently exempt from the 60% funding cap restrictions.)

Amount Committed to Shelter	Amount Committed to Street Outreach	Total Amount Committed to Shelter and Street Outreach	% Committed to Shelter and Street Outreach	2010 Funds Committed to Homeless Assistance Activities	Total Drawn for Shelter and Street Outreach	% Drawn for Shelter and Street Outreach
\$109,267.00	\$0.00	\$109,267.00	60.00%	\$95,022.00	\$109,267.00	60.00%



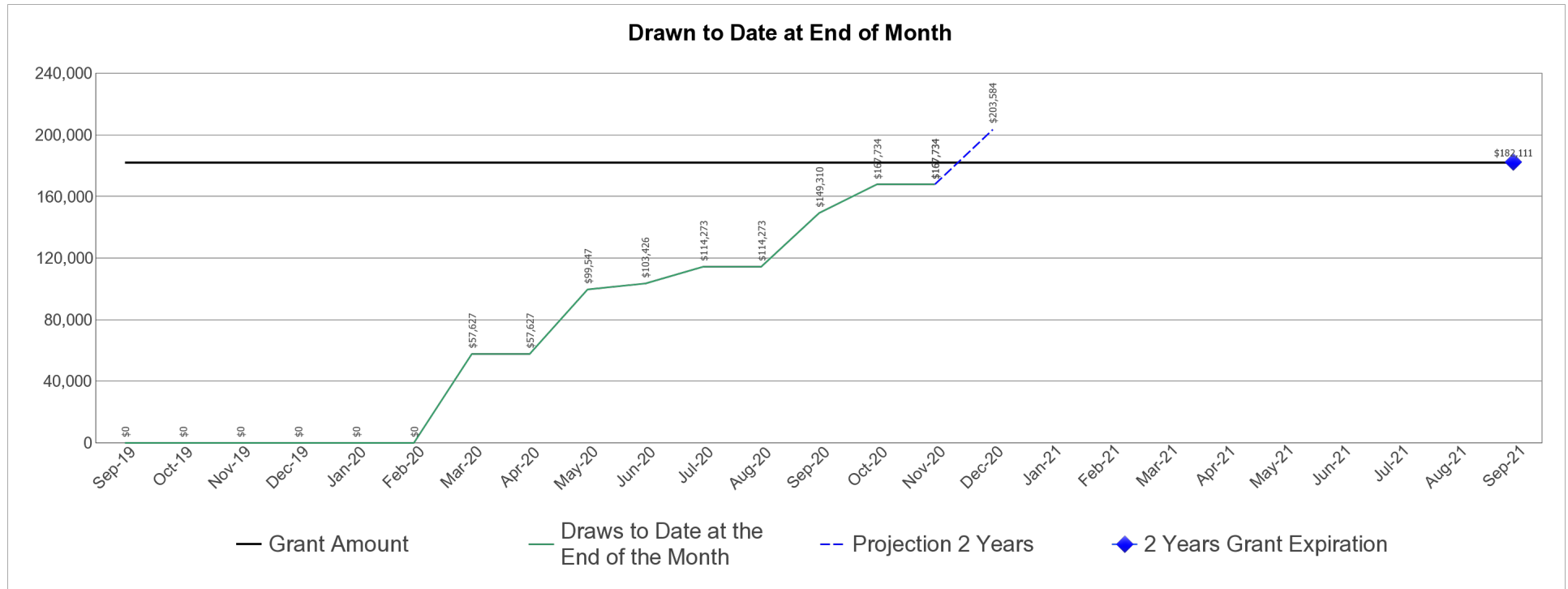
U.S. Department of Housing and Urban Development  
Office of Community Planning and Development  
Integrated Disbursement and Information System  
PR91 - ESG Financial Summary

DATE: 11-04-20  
TIME: 15:53  
PAGE: 3

WATERBURY, CT  
2019

**ESG Draws By Month (at the total grant level):**

Grant Amount: 182,111.00



**ESG Draws By Quarter (at the total grant level):**

Quarter End Date	Draws for the Quarter	Draws to Date at the End of the Quarter	% Drawn for the Quarter	% Drawn to Date at End of Quarter
09/30/2019	\$0.00	\$0.00	0.00%	0.00%
12/31/2019	\$0.00	\$0.00	0.00%	0.00%
03/31/2020	\$57,627.10	\$57,627.10	31.64%	31.64%
06/30/2020	\$45,798.73	\$103,425.83	25.15%	56.79%
09/30/2020	\$45,884.17	\$149,310.00	25.20%	81.99%
12/31/2020	\$18,423.76	\$167,733.76	10.12%	92.11%



U.S. Department of Housing and Urban Development  
Office of Community Planning and Development  
Integrated Disbursement and Information System  
PR91 - ESG Financial Summary

DATE: 11-04-20  
TIME: 15:53  
PAGE: 4

WATERBURY, CT  
2019

**ESG Subrecipient Commitments and Draws by Activity Category :**

Subrecipient	Activity Type	Committed	Drawn
WATERBURY	Administration	\$13,658.00	\$3,667.76
	Total	\$13,658.00	\$3,667.76
	Total Remaining to be Drawn	\$0.00	\$9,990.24
	Percentage Remaining to be Drawn	\$0.00	73.15%
The Salvation Army	Shelter	\$12,756.00	\$12,756.00
	Homeless Prevention	\$28,586.00	\$28,586.00
	Rapid Re-Housing	\$10,650.00	\$10,650.00
	Total	\$51,992.00	\$51,992.00
	Total Remaining to be Drawn	\$0.00	\$0.00
	Percentage Remaining to be Drawn	\$0.00	0.00%
St. Vincent DePaul Mission	Shelter	\$75,755.00	\$75,755.00
	Rapid Re-Housing	\$19,950.00	\$15,563.00
	Total	\$95,705.00	\$91,318.00
	Total Remaining to be Drawn	\$0.00	\$4,387.00
	Percentage Remaining to be Drawn	\$0.00	4.58%
Safe Haven of Greater Waterbury, Inc.	Shelter	\$20,756.00	\$20,756.00
	Total	\$20,756.00	\$20,756.00
	Total Remaining to be Drawn	\$0.00	\$0.00
	Percentage Remaining to be Drawn	\$0.00	0.00%



U.S. Department of Housing and Urban Development  
Office of Community Planning and Development  
Integrated Disbursement and Information System  
PR91 - ESG Financial Summary

DATE: 11-04-20  
TIME: 15:53  
PAGE: 5

WATERBURY, CT  
2019

**ESG Subrecipients by Activity Category**

Activity Type	Subrecipient
Shelter	The Salvation Army
	St. Vincent DePaul Mission
	Safe Haven of Greater Waterbury, Inc.
Homeless Prevention	The Salvation Army
Rapid Re-Housing	The Salvation Army
	St. Vincent DePaul Mission
Administration	WATERBURY

# **Attachments**

**Report Date Range**

10/1/2019 to 9/30/2020

**Q01a. Contact Information**

First name Diane  
Middle name C.  
Last name Toolan  
Suffix  
Title Housing and Community Planning Program Director  
Street Address 1 235 Grand Street  
Street Address 2 Community Development Office Room C-29  
City Waterbury  
State Connecticut  
ZIP Code 06702  
E-mail Address dtoolan@waterburyct.org  
Phone Number (203)346-3810  
Extension 7288  
Fax Number (203)574-2006

**Q01b. Grant Information**

As of 9/18/2020

Fiscal Year	Grant Number	Current Authorized Amount	Total Drawn	Balance	Obligation Date	Expenditure Deadline
2020	E20MC090016	\$186,821.00	\$0	\$186,821.00	8/26/2020	8/26/2022
2019	E19MC090016	\$182,111.00	\$115,593.67	\$66,517.33	9/11/2019	9/11/2021
2018	E18MC090016	\$175,851.00	\$175,851.00	\$0	9/19/2018	9/19/2020
2017	E17MC090016	\$172,597.00	\$172,597.00	\$0	9/22/2017	9/22/2019
2016	E16MC090016	\$170,015.00	\$170,015.00	\$0	9/1/2016	9/1/2018
2015	E15MC090016	\$170,558.00	\$170,558.00	\$0	9/23/2015	9/23/2017
2014	E14MC090001	\$162,197.00	\$162,197.00	\$0	10/14/2014	10/14/2016
2013	E13MC090001	\$137,010.00	\$137,010.00	\$0	9/30/2013	9/30/2015
2012						
2011						
Total		\$1,357,160.00	\$1,103,821.67	\$253,338.33		

**ESG Information from IDIS**

**CAPER reporting includes funds used from fiscal year:**

2017, 2018, 2019

**Project types carried out during the program year**

Enter the number of each type of projects funded through ESG during this program year.

Street Outreach	0
Emergency Shelter	3
Transitional Housing (grandfathered under ES)	0
Day Shelter (funded under ES)	0
Rapid Re-Housing	2
Homelessness Prevention	1

**Q01c. Additional Information**

**HMIS**

**Comparable Database**

Are 100% of the project(s) funded through ESG, which are allowed to use HMIS, entering data into HMIS?	Yes
Have all of the projects entered data into Sage via a CSV - CAPER Report upload?	Yes
Are 100% of the project(s) funded through ESG, which are allowed to use a comparable database, entering data into the comparable database?	Yes
Have all of the projects entered data into Sage via a CSV - CAPER Report upload?	Yes

**Q04a: Project Identifiers in HMIS**

Organization Name	Organization ID	Project Name	Project ID	HMIS Project Type	Method for Tracking ES	Affiliated with a residential project	Project IDs of affiliations	CoC Number	Geocode	Victim Service Provider	HMIS Software Name	Report Start Date	Report End Date	CSV Exception?	Uploaded via emailed hyperlink?
St. Vincent DePaul Mission of Waterbury Inc.	4860	St. Vincent DePaul Mission Shelter of Waterbury - Waterbury ESG Rapid Re-Housing (RRH)	388	13				CT-505	000000	0	CaseWorthy	2019-10-01	2020-09-01	No	Yes
St. Vincent DePaul Mission of Waterbury Inc.	4860	St. Vincent DePaul Mission Shelter of Waterbury (ES) (IND) (FAM)	304	1	3			CT-505	099003	0	CaseWorthy	2019-10-01	2020-09-30	No	Yes
Salvation Army (Waterbury)	4848	Salvation Army Family Shelter - Waterbury ESG Prevention (HP)	387	12				CT-505	091194	0	CaseWorthy	2019-10-01	2020-09-30	No	Yes
Salvation Army (Waterbury)	4848	Salvation Army Waterbury - Family Shelter (ES)(FAM) (HC)	306	1	3			CT-505	091194	0	CaseWorthy	2019-10-01	2020-09-30	No	Yes
New Opportunities	4815	Salvation Army Waterbury CT RRH Waterbury/Litchfield county CAN (DOH) (RRH)	385	13				CT-505	091194	0	CaseWorthy	2019-10-01	2020-09-30	No	Yes
Safe Haven of Greater Waterbury, Inc.		DV Emergency Shelter	0	1	0	0	0	CT-505	0	1	ETO	2019-10-01	2020-09-30	No	Yes

**Q05a: Report Validations Table**

Total Number of Persons Served	880
Number of Adults (Age 18 or Over)	649
Number of Children (Under Age 18)	231
Number of Persons with Unknown Age	0
Number of Leavers	781
Number of Adult Leavers	581
Number of Adult and Head of Household Leavers	581
Number of Stayers	99
Number of Adult Stayers	67
Number of Veterans	26
Number of Chronically Homeless Persons	58
Number of Youth Under Age 25	67
Number of Parenting Youth Under Age 25 with Children	21
Number of Adult Heads of Household	625
Number of Child and Unknown-Age Heads of Household	0
Heads of Households and Adult Stayers in the Project 365 Days or More	4

**Q06a: Data Quality: Personally Identifying Information (PII)**

Data Element	Client Doesn't Know/Refused	Information Missing	Data Issues	Total	% of Error Rate
Name	0	0	0	878	0.00 %
Social Security Number	5	121	56	994	20.68 %
Date of Birth	0	0	1	879	0.11 %
Race	2	2	0	879	0.45 %
Ethnicity	2	2	0	880	0.45 %
Gender	0	0	0	878	0.00 %
Overall Score				184	20.91 %

**Q06b: Data Quality: Universal Data Elements**

	Error Count	% of Error Rate
Veteran Status	0	0.00 %
Project Start Date	7	0.80 %
Relationship to Head of Household	0	0.00 %
Client Location	1	0.16 %
Disabling Condition	6	0.68 %

**Q06c: Data Quality: Income and Housing Data Quality**

	Error Count	% of Error Rate
Destination	49	6.27 %
Income and Sources at Start	9	1.44 %
Income and Sources at Annual Assessment	0	0.00 %
Income and Sources at Exit	2	0.34 %



**Q06d: Data Quality: Chronic Homelessness**

	Count of Total Records	Missing Time in Institution	Missing Time in Housing	Approximate Date Started DK/R/missing	Number of Times DK/R/missing	Number of Months DK/R/missing	% of Records Unable to Calculate
ES, SH, Street Outreach	690	0	0	1	2	2	0.43 %
TH	0	0	0	0	0	0	—
PH (All)	33	0	0	0	0	0	0.00 %
Total	723	0	0	0	0	0	0.45 %

**Q06e: Data Quality: Timeliness**

	Number of Project Start Records	Number of Project Exit Records
0 days	566	32
1-3 Days	206	569
4-6 Days	36	41
7-10 Days	15	27
11+ Days	56	70

**Q06f: Data Quality: Inactive Records: Street Outreach & Emergency Shelter**

	# of Records	# of Inactive Records	% of Inactive Records
Contact (Adults and Heads of Household in Street Outreach or ES - NBN)	5	1	20.00 %
Bed Night (All Clients in ES - NBN)	10	5	50.00 %

**Q07a: Number of Persons Served**

	Total	Without Children	With Children and Adults	With Only Children	Unknown Household Type
Adults	708	493	215	0	0
Children	172	0	172	0	0
Client Doesn't Know/ Client Refused	0	0	0	0	0
Data Not Collected	0	0	0	0	0
Total	880	493	387	0	0
For PSH & RRH – the total persons served who moved into housing	42	18	24	0	0

**Q08a: Households Served**

	Total	Without Children	With Children and Adults	With Only Children	Unknown Household Type
Total Households	625	493	132	0	0
For PSH & RRH – the total households served who moved into housing	25	18	7	0	0

**Q08b: Point-in-Time Count of Households on the Last Wednesday**

	Total	Without Children	With Children and Adults	With Only Children	Unknown Household Type
January	82	60	22	0	0
April	59	40	19	0	0
July	54	37	17	0	0
October	78	52	26	0	0

**Q09a: Number of Persons Contacted**

	All Persons Contacted	First contact – NOT staying on the Streets, ES, or SH	First contact – WAS staying on Streets, ES, or SH	First contact – Worker unable to determine
Once	0	0	0	0
2-5 Times	0	0	0	0
6-9 Times	0	0	0	0
10+ Times	0	0	0	0
Total Persons Contacted	0	0	0	0

**Q09b: Number of Persons Engaged**

	All Persons Contacted	First contact – NOT staying on the Streets, ES, or SH	First contact – WAS staying on Streets, ES, or SH	First contact – Worker unable to determine
Once	0	0	0	0
2-5 Contacts	0	0	0	0
6-9 Contacts	0	0	0	0
10+ Contacts	0	0	0	0
Total Persons Engaged	0	0	0	0
Rate of Engagement	0.00	0.00	0.00	0.00

**Q10a: Gender of Adults**

	Total	Without Children	With Children and Adults	Unknown Household Type
Male	346	313	33	0
Female	301	156	145	0
Trans Female (MTF or Male to Female)	1	1	0	0
Trans Male (FTM or Female to Male)	0	0	0	0
Gender Non-Conforming (i.e. not exclusively male or female)	1	0	1	0
Client Doesn't Know/Client Refused	0	0	0	0
Data Not Collected	0	0	0	0
Subtotal	649	470	179	0

**Q10b: Gender of Children**

	Total	With Children and Adults	With Only Children	Unknown Household Type
Male	118	118	0	0
Female	113	113	0	0
Trans Female (MTF or Male to Female)	0	0	0	0
Trans Male (FTM or Female to Male)	0	0	0	0
Gender Non-Conforming (i.e. not exclusively male or female)	0	0	0	0
Client Doesn't Know/Client Refused	0	0	0	0
Data Not Collected	0	0	0	0
Subtotal	231	231	0	0

**Q10c: Gender of Persons Missing Age Information**

	Total	Without Children	With Children and Adults	With Only Children	Unknown Household Type
Male	0	0	0	0	0
Female	0	0	0	0	0
Trans Female (MTF or Male to Female)	0	0	0	0	0
Trans Male (FTM or Female to Male)	0	0	0	0	0
Gender Non-Conforming (i.e. not exclusively male or female)	0	0	0	0	0
Client Doesn't Know/Client Refused	0	0	0	0	0
Data Not Collected	0	0	0	0	0
Subtotal	0	0	0	0	0

**Q10d: Gender by Age Ranges**

	Total	Under Age 18	Age 18-24	Age 25-61	Age 62 and over	Client Doesn't Know/ Client Refused	Data Not Collected
Male	464	118	35	284	27	0	0
Female	414	113	44	247	10	0	0
Trans Female (MTF or Male to Female)	1	0	0	1	0	0	0
Trans Male (FTM or Female to Male)	0	0	0	0	0	0	0
Gender Non-Conforming (i.e. not exclusively male or female)	1	0	1	0	0	0	0
Client Doesn't Know/Client Refused	0	0	0	0	0	0	0
Data Not Collected	0	0	0	0	0	0	0
Subtotal	880	231	80	532	37	0	0

**Q11: Age**

	Total	Without Children	With Children and Adults	With Only Children	Unknown Household Type
Under 5	97	0	97	0	0
5 - 12	93	0	93	0	0
13 - 17	41	0	41	0	0
18 - 24	80	43	37	0	0
25 - 34	180	103	77	0	0
35 - 44	146	103	43	0	0
45 - 54	130	111	19	0	0
55 - 61	76	74	2	0	0
62+	37	36	1	0	0
Client Doesn't Know/Client Refused	0	0	0	0	0
Data Not Collected	0	0	0	0	0
Total	880	470	410	0	0

**Q12a: Race**

	Total	Without Children	With Children and Adults	With Only Children	Unknown Household Type
White	434	247	187	0	0
Black or African American	335	150	185	0	0
Asian	3	3	0	0	0
American Indian or Alaska Native	11	5	6	0	0
Native Hawaiian or Other Pacific Islander	1	1	0	0	0
Multiple Races	24	15	9	0	0
Client Doesn't Know/Client Refused	2	1	1	0	0
Data Not Collected	2	0	2	0	0
Total	880	493	387	0	0

**Q12b: Ethnicity**

	Total	Without Children	With Children and Adults	With Only Children	Unknown Household Type
Non-Hispanic/Non-Latino	543	334	209	0	0
Hispanic/Latino	334	158	176	0	0
Client Doesn't Know/Client Refused	1	1	0	0	0
Data Not Collected	2	0	2	0	0
Total	880	493	387	0	0

**Q13a1: Physical and Mental Health Conditions at Start**

	Total Persons	Without Children	Adults in HH with Children & Adults	Children in HH with Children & Adults	With Children and Adults ☞	With Only Children	Unknown Household Type
Mental Health Problem	309	252	42	15	—	0	0
Alcohol Abuse	43	40	3	0	—	0	0
Drug Abuse	98	94	4	0	—	0	0
Both Alcohol and Drug Abuse	51	49	2	0	—	0	0
Chronic Health Condition	218	175	32	11	—	0	0
HIV/AIDS	17	13	4	0	—	0	0
Developmental Disability	92	65	8	19	—	0	0
Physical Disability	149	133	15	1	—	0	0

☞ The "With Children and Adults" column is retired as of 10/1/2019 and replaced with the columns "Adults in HH with Children & Adults" and "Children in HH with Children & Adults".

**Q13b1: Physical and Mental Health Conditions at Exit**

	Total Persons	Without Children	Adults in HH with Children & Adults	Children in HH with Children & Adults	With Children and Adults ☞	With Only Children	Unknown Household Type
Mental Health Problem	294	241	39	14	—	0	0
Alcohol Abuse	50	47	3	0	—	0	0
Drug Abuse	91	85	6	0	—	0	0
Both Alcohol and Drug Abuse	47	42	5	0	—	0	0
Chronic Health Condition	176	145	24	7	—	0	0
HIV/AIDS	12	9	3	0	—	0	0
Developmental Disability	74	56	3	15	—	0	0
Physical Disability	120	109	10	1	—	0	0

☞ The "With Children and Adults" column is retired as of 10/1/2019 and replaced with the columns "Adults in HH with Children & Adults" and "Children in HH with Children & Adults".

**Q13c1: Physical and Mental Health Conditions for Stayers**

	Total Persons	Without Children	Adults in HH with Children & Adults	Children in HH with Children & Adults	With Children and Adults ☞	With Only Children	Unknown Household Type
Mental Health Problem	34	25	6	3	—	0	0
Alcohol Abuse	3	3	0	0	—	0	0
Drug Abuse	9	9	0	0	—	0	0
Both Alcohol and Drug Abuse	2	2	0	0	—	0	0
Chronic Health Condition	23	17	5	1	—	0	0
HIV/AIDS	1	1	0	0	—	0	0
Developmental Disability	5	2	2	1	—	0	0
Physical Disability	13	11	2	0	—	0	0

☞ The "With Children and Adults" column is retired as of 10/1/2019 and replaced with the columns "Adults in HH with Children & Adults" and "Children in HH with Children & Adults".


**Q14a: Domestic Violence History**


	Total	Without Children	With Children and Adults	With Only Children	Unknown Household Type
Yes	192	118	74	0	0
No	452	375	77	0	0
Client Doesn't Know/Client Refused	0	0	0	0	0
Data Not Collected	5	0	5	0	0
Total	649	493	156	0	0

**Q14b: Persons Fleeing Domestic Violence**

	Total	Without Children	With Children and Adults	With Only Children	Unknown Household Type
Yes	95	47	48	0	0
No	97	71	26	0	0
Client Doesn't Know/Client Refused	0	0	0	0	0
Data Not Collected	0	0	0	0	0
Total	192	118	74	0	0

**Q15: Living Situation**

	Total	Without Children	With Children and Adults	With Only Children	Unknown Household Type
<b>Homeless Situations</b>	0	0	0	0	0
Emergency shelter, including hotel or motel paid for with emergency shelter voucher	141	55	86	0	0
Transitional housing for homeless persons (including homeless youth)	2	2	0	0	0
Place not meant for habitation	159	154	5	0	0
<b>Safe Haven</b>	5	4	1	0	0
Host Home (non-crisis)	0	0	0	0	0
Interim Housing 	0	0	0	0	0
<b>Subtotal</b>	307	215	92	0	0
<b>Institutional Settings</b>	0	0	0	0	0
Psychiatric hospital or other psychiatric facility	7	7	0	0	0
Substance abuse treatment facility or detox center	15	14	1	0	0
Hospital or other residential non-psychiatric medical facility	38	38	0	0	0
Jail, prison or juvenile detention facility	11	11	0	0	0
Foster care home or foster care group home	0	0	0	0	0
Long-term care facility or nursing home	2	2	0	0	0
Residential project or halfway house with no homeless criteria	7	7	0	0	0
<b>Subtotal</b>	80	79	1	0	0
<b>Other Locations</b>	0	0	0	0	0
Permanent housing (other than RRH) for formerly homeless persons	0	0	0	0	0
Owned by client, no ongoing housing subsidy	1	0	1	0	0
Owned by client, with ongoing housing subsidy	0	0	0	0	0
Rental by client, with RRH or equivalent subsidy	0	0	0	0	0
Rental by client, with HCV voucher (tenant or project based)	0	0	0	0	0
Rental by client in a public housing unit	2	1	1	0	0
Rental by client, no ongoing housing subsidy	63	41	22	0	0
Rental by client, with VASH subsidy	0	0	0	0	0
Rental by client with GPD TIP subsidy	0	0	0	0	0
Rental by client, with other housing subsidy	5	2	3	0	0
Hotel or motel paid for without emergency shelter voucher	28	24	4	0	0
Staying or living in a friend's room, apartment or house	85	71	14	0	0
Staying or living in a family member's room, apartment or house	65	53	12	0	0
Client Doesn't Know/Client Refused	0	0	0	0	0
Data Not Collected	14	0	0	0	0
<b>Subtotal</b>	263	199	64	0	0
<b>Total</b>	649	493	156	0	0

 Interim housing is retired as of 10/1/2019.

**Q16: Cash Income - Ranges**

	Income at Start	Income at Latest Annual Assessment for Stayers	Income at Exit for Leavers
No income	319	0	265
\$1 - \$150	10	0	11
\$151 - \$250	24	0	26
\$251 - \$500	41	0	39
\$501 - \$1000	150	0	136
\$1,001 - \$1,500	46	0	41
\$1,501 - \$2,000	36	0	35
\$2,001+	11	0	17
Client Doesn't Know/Client Refused	12	0	11
Data Not Collected	0	0	1
Number of Adult Stayers Not Yet Required to Have an Annual Assessment	0	63	0
Number of Adult Stayers Without Required Annual Assessment	0	4	0
<b>Total Adults</b>	649	68	582

**Q17: Cash Income - Sources**

	Income at Start	Income at Latest Annual Assessment for Stayers	Income at Exit for Leavers
Earned Income	92	0	105
Unemployment Insurance	20	0	13
SSI	76	0	60
SSDI	77	0	70
VA Service-Connected Disability Compensation	0	0	0
VA Non-Service Connected Disability Pension	0	0	0
Private Disability Insurance	0	0	0
Worker's Compensation	0	0	1
TANF or Equivalent	36	0	32
General Assistance	21	0	23
Retirement (Social Security)	12	0	12
Pension from Former Job	3	0	2
Child Support	12	0	11
Alimony (Spousal Support)	0	0	0
Other Source	10	0	7
Adults with Income Information at Start and Annual Assessment/Exit	0	0	550

**Q19b: Disabling Conditions and Income for Adults at Exit**

	AO: Adult with Disabling Condition	AO: Adult without Disabling Condition	AO: Total Adults	AO: % with Disabling Condition by Source	AC: Adult with Disabling Condition	AC: Adult without Disabling Condition	AC: Total Adults	AC: % with Disabling Condition by Source	UK: Adult with Disabling Condition	UK: Adult without Disabling Condition	UK: Total Adults	UK: % with Disabling Condition by Source
Earned Income	20	48	68	0.00 %	11	26	37	0.00 %	0	0	0	--
Supplemental Security Income (SSI)	33	14	47	4.26 %	7	6	13	38.46 %	0	0	0	--
Social Security Disability Insurance (SSDI)	43	21	64	4.69 %	1	5	6	0.00 %	0	0	0	--
VA Service-Connected Disability Compensation	0	0	0	--	0	0	0	--	0	0	0	--
Private Disability Insurance	0	0	0	--	0	0	0	--	0	0	0	--
Worker's Compensation	0	0	0	--	0	1	1	0.00 %	0	0	0	--
Temporary Assistance for Needy Families (TANF)	0	0	0	--	8	24	32	0.00 %	0	0	0	--
Retirement Income from Social Security	5	7	12	0.00 %	0	0	0	--	0	0	0	--
Pension or retirement income from a former job	0	2	2	0.00 %	0	0	0	--	0	0	0	--
Child Support	1	2	3	0.00 %	1	7	8	0.00 %	0	0	0	--
Other source	15	10	25	0.00 %	1	5	6	16.67 %	0	0	0	--
No Sources	93	118	211	2.37 %	5	28	33	3.03 %	0	0	0	--
Unduplicated Total Adults	210	220	430		28	96	124		0	0	0	

**Q20a: Type of Non-Cash Benefit Sources**

	Benefit at Start	Benefit at Latest Annual Assessment for Stayers	Benefit at Exit for Leavers
Supplemental Nutritional Assistance Program	422	0	408
WIC	2	0	5
TANF Child Care Services	3	0	3
TANF Transportation Services	0	0	0
Other TANF-Funded Services	0	0	0
Other Source	4	0	2

**Q21: Health Insurance**

	At Start	At Annual Assessment for Stayers	At Exit for Leavers
Medicaid	618	0	558
Medicare	33	0	24
State Children's Health Insurance Program	30	0	24
VA Medical Services	0	0	0
Employer Provided Health Insurance	4	0	4
Health Insurance Through COBRA	0	0	0
Private Pay Health Insurance	1	0	1
State Health Insurance for Adults	93	0	108
Indian Health Services Program	0	0	0
Other	2	0	0
No Health Insurance	100	0	75
Client Doesn't Know/Client Refused	32	0	25
Data Not Collected	10	6	1
Number of Stayers Not Yet Required to Have an Annual Assessment	0	90	0
1 Source of Health Insurance	656	0	599
More than 1 Source of Health Insurance	90	0	89

**Q22a2: Length of Participation – ESG Projects**

	Total	Leavers	Stayers
0 to 7 days	242	231	11
8 to 14 days	89	82	7
15 to 21 days	75	68	7
22 to 30 days	80	68	12
31 to 60 days	180	155	25
61 to 90 days	72	63	9
91 to 180 days	92	81	11
181 to 365 days	42	31	11
366 to 730 days (1-2 Yrs)	3	2	1
731 to 1,095 days (2-3 Yrs)	3	0	3
1,096 to 1,460 days (3-4 Yrs)	0	0	0
1,461 to 1,825 days (4-5 Yrs)	0	0	0
More than 1,825 days (> 5 Yrs)	2	0	2
Data Not Collected	0	0	0
Total	880	781	99

**Q22c: Length of Time between Project Start Date and Housing Move-in Date**

	Total	Without Children	With Children and Adults	With Only Children	Unknown Household Type
7 days or less	19	10	9	0	0
8 to 14 days	11	2	9	0	0
15 to 21 days	1	1	0	0	0
22 to 30 days	0	0	0	0	0
31 to 60 days	0	0	0	0	0
61 to 180 days	0	0	0	0	0
181 to 365 days	0	0	0	0	0
366 to 730 days (1-2 Yrs)	0	0	0	0	0
Total (persons moved into housing)	31	13	18	0	0
Average length of time to housing	5.74	4.00	8.00	--	--
Persons who were exited without move-in	4	1	3	0	0
Total persons	35	14	21	0	0

**Q22d: Length of Participation by Household Type**

	Total	Without Children	With Children and Adults	With Only Children	Unknown Household Type
7 days or less	312	182	130	0	0
8 to 14 days	71	52	19	0	0
15 to 21 days	69	46	23	0	0
22 to 30 days	77	38	39	0	0
31 to 60 days	174	82	92	0	0
61 to 90 days	66	48	18	0	0
91 to 180 days	66	29	37	0	0
181 to 365 days	36	11	25	0	0
366 to 730 days (1-2 Yrs)	3	3	0	0	0
731 to 1,095 days (2-3 Yrs)	3	0	3	0	0
1,096 to 1,460 days (3-4 Yrs)	0	0	0	0	0
1,461 to 1,825 days (4-5 Yrs)	0	0	0	0	0
More than 1,825 days (> 5 Yrs)	2	2	0	0	0
Data Not Collected	16	4	12	0	0
Total	880	493	387	0	0

**Q22e: Length of Time Prior to Housing - based on 3,917 Date Homelessness Started**

	Total	Without Children	With Children and Adults	With Only Children	Unknown Household Type
7 days or less	351	178	173	0	0
8 to 14 days	61	39	22	0	0
15 to 21 days	39	24	15	0	0
22 to 30 days	33	22	11	0	0
31 to 60 days	96	43	53	0	0
61 to 180 days	154	91	63	0	0
181 to 365 days	70	41	29	0	0
366 to 730 days (1-2 Yrs)	21	17	4	0	0
731 days or more	28	28	0	0	0
Total (persons moved into housing)	838	479	359	0	0
Not yet moved into housing	4	3	1	0	0
Data not collected	23	4	19	0	0
Total persons	865	486	379	0	0

**Q23c: Exit Destination – All persons**

	Total	Without Children	With Children and Adults	With Only Children	Unknown Household Type
<b>Permanent Destinations</b>	0	0	0	0	0
Moved from one HOPWA funded project to HOPWA PH	0	0	0	0	0
Owned by client, no ongoing housing subsidy	1	0	1	0	0
Owned by client, with ongoing housing subsidy	1	0	1	0	0
Rental by client, no ongoing housing subsidy	127	73	54	0	0
Rental by client, with VASH housing subsidy	0	0	0	0	0
Rental by client, with GPD TIP housing subsidy	2	2	0	0	0
Rental by client, with other ongoing housing subsidy	32	15	17	0	0
Permanent housing (other than RRH) for formerly homeless persons	13	11	2	0	0
Staying or living with family, permanent tenure	240	127	113	0	0
Staying or living with friends, permanent tenure	90	82	8	0	0
Rental by client, with RRH or equivalent subsidy	92	20	72	0	0
Rental by client, with HCV voucher (tenant or project based)	3	2	1	0	0
Rental by client in a public housing unit	0	0	0	0	0
<b>Subtotal</b>	601	332	269	0	0
<b>Temporary Destinations</b>	0	0	0	0	0
Emergency shelter, including hotel or motel paid for with emergency shelter voucher	47	17	30	0	0
Moved from one HOPWA funded project to HOPWA TH	0	0	0	0	0
Transitional housing for homeless persons (including homeless youth)	2	2	0	0	0
Staying or living with family, temporary tenure (e.g. room, apartment or house)	43	25	18	0	0
Staying or living with friends, temporary tenure (e.g. room, apartment or house)	28	28	0	0	0
Place not meant for habitation (e.g., a vehicle, an abandoned building, bus/train/subway station/airport or anywhere outside)	10	9	1	0	0
Safe Haven	0	0	0	0	0
Hotel or motel paid for without emergency shelter voucher	1	1	0	0	0
Host Home (non-crisis)	0	0	0	0	0
<b>Subtotal</b>	133	82	51	0	0
<b>Institutional Settings</b>	0	0	0	0	0
Foster care home or group foster care home	2	0	2	0	0
Psychiatric hospital or other psychiatric facility	2	2	0	0	0
Substance abuse treatment facility or detox center	8	7	1	0	0
Hospital or other residential non-psychiatric medical facility	6	6	0	0	0
Jail, prison, or juvenile detention facility	2	2	0	0	0
Long-term care facility or nursing home	0	0	0	0	0
<b>Subtotal</b>	20	17	3	0	0
<b>Other Destinations</b>	0	0	0	0	0
Residential project or halfway house with no homeless criteria	1	1	0	0	0
Deceased	5	5	0	0	0
Other	0	0	0	0	0
Client Doesn't Know/Client Refused	0	0	0	0	0
Data Not Collected (no exit interview completed)	23	8	15	0	0
<b>Subtotal</b>	29	14	15	0	0
<b>Total</b>	781	445	336	0	0
Total persons exiting to positive housing destinations	619	338	281	0	0
Total persons whose destinations excluded them from the calculation	46	19	27	0	0
Percentage	84.22 %	79.34 %	90.94 %	–	–

**Q24: Homelessness Prevention Housing Assessment at Exit**

	Total	Without Children	With Children and Adults	With Only Children	Unknown Household Type
Able to maintain the housing they had at project start—Without a subsidy	13	5	8	0	0
Able to maintain the housing they had at project start—With the subsidy they had at project start	0	0	0	0	0
Able to maintain the housing they had at project start—With an on-going subsidy acquired since project start	0	0	0	0	0
Able to maintain the housing they had at project start—Only with financial assistance other than a subsidy	0	0	0	0	0
Moved to new housing unit—With on-going subsidy	0	0	0	0	0
Moved to new housing unit—Without an on-going subsidy	0	0	0	0	0
Moved in with family/friends on a temporary basis	0	0	0	0	0
Moved in with family/friends on a permanent basis	0	0	0	0	0
Moved to a transitional or temporary housing facility or program	0	0	0	0	0
Client became homeless – moving to a shelter or other place unfit for human habitation	0	0	0	0	0
Client went to jail/prison	0	0	0	0	0
Client died	0	0	0	0	0
Client doesn't know/Client refused	0	0	0	0	0
Data not collected (no exit interview completed)	0	0	0	0	0
<b>Total</b>	13	5	8	0	0

**Q25a: Number of Veterans**

	Total	Without Children	With Children and Adults	Unknown Household Type
Chronically Homeless Veteran	2	2	0	0
Non-Chronically Homeless Veteran	24	22	2	0
Not a Veteran	566	446	120	0
Client Doesn't Know/Client Refused	0	0	0	0
Data Not Collected	0	0	0	0
Total	592	470	122	0

**Q26b: Number of Chronically Homeless Persons by Household**

	Total	Without Children	With Children and Adults	With Only Children	Unknown Household Type
Chronically Homeless	58	54	4	0	0
Not Chronically Homeless	818	437	381	0	0
Client Doesn't Know/Client Refused	1	1	0	0	0
Data Not Collected	3	1	2	0	0
Total	880	493	387	0	0



**City of Waterbury Grants**

<b>Police Department</b>	<b>Amount</b>	<b>Match</b>	<b>Grant Period</b>	<b>Funding Source</b>
Traffic Safety Program	\$130,758.00	N/A	October 2020 - September 2021	Federal pass through State of CT
FY18 Byrne JAG Program	\$65,593.00	N/A	October 1, 2017 - September 30, 2021	Federal
FY19 Byrne JAG Program	\$70,423.00	N/A	October 2018 - September 2022	Federal
COVID Emergency Response Grant	\$226,900.00	N/A	January 20, 2020 - January 31, 2022	Federal
COPS Hiring Grant	\$1,250,000.00	\$1,365,008.00	September 1, 2015 - August 31, 2021	Federal

<b>Fire Department</b>	<b>Amount</b>	<b>Match</b>	<b>Grant Period</b>	<b>Funding Source</b>
SAFER Hiring Grant	\$2,714,408.00	65%	February 25, 2018 - February 24, 2021	Federal
FY17 Assistance to Firefighters Grant-Hose and Nozzles	\$170,073.00	10%	August 13, 2018 - October 12, 2019	Federal
FY17 Assistance to Firefighters Grant-Fire Engine	\$595,455.00	10%	August 13, 2018 - February 28, 2020	Federal
FY18 Assistance to Firefighters Grant-Rope Rescue Equipment & Training	\$299,555.45	10%	September 3, 2019 - September 2, 2020	Federal
FY18 Assistance to Firefighters Grant-Extrication Equipment & Boots	\$158,769.09	10%	September 8, 2019 - September 7, 2020	Federal

<b>Department of Public Health</b>	<b>Amount</b>	<b>Match</b>	<b>Grant Period</b>	<b>Funding Source</b>
Lead Hazard Control	\$2,500,000.00	\$366,924.39	September 14, 2018 - September 13, 2021	Federal
Healthy Homes Initiative	\$400,000.00	N/A	September 14, 2018 - September 13, 2021	Federal
COVID Epidemiology and Laboratory Capacity (ELC) Year 1	\$403,187.00	N/A	May 19, 2020 - May 17, 2021	Federal
Lead Prevention - Block	\$39,002.00	N/A	October 1, 2020 - September 30, 2021	Federal pass through State of CT
AIDS Prevention	\$186,000.00	N/A	January 1, 2020 - December 31, 2020	Combination Federal & State
AIDS Health Care & Support Services - Torrington	\$108,563.00	N/A	April 1, 2020 - March 31, 2021	Combination Federal & State
AIDS Health Care & Support Services - Waterbury	\$102,289.00	N/A	April 1, 2020 - March 31, 2021	Combination Federal & State
Women Infants & Children	\$1,152,161.00	N/A	October 1, 2020 - September 30, 2021	Federal pass through State of CT
Immunization Action Plan	\$104,585.00	N/A	July 1, 2020 - June 30, 2021	Federal pass through State of CT
Per Capita	\$142,595.00	N/A	July 1, 2020 - June 30, 2021	State
Public Health Emergency Preparedness	\$61,639.00	N/A	July 2020 - June 2021	Federal pass through State of CT
WHOP (Warm Hand Off Program)	\$150,000.00	N/A	December 2019 - August 2021	Federal
OD2A (Overdose Data to Action)	\$260,000.00	N/A	September 2020 - August 2021	Federal pass through State of CT

<b>Library</b>	<b>Amount</b>	<b>Match</b>	<b>Grant Period</b>	<b>Funding Source</b>
Ct Card 2020	\$1,334.00	N/A	March 2020 - February 2021	State
Everybody Learns Public Library Grant 2020	\$74,190.00	N/A	Ends December 31, 2020	State

<b>Department of Public Works - Engineering</b>	<b>Amount</b>	<b>Match</b>	<b>Grant Period</b>	<b>Funding Source</b>
Town Aid Roads	\$1,070,000.00	N/A	July 1, 2020 - June 30, 2021	State
Local Capital Improvement Program (LoCIP)	\$1,309,565.00	N/A	March 1, 2021	State
Municipal Revenue Sharing Account	\$3,506,785.00	N/A	July 1, 2020- June 30, 2021	State
Distressed Municipalities Capital Grant	\$142,288.29	N/A	September 28, 2020	State
Fulton Park Ponds Wetlands Restoration CPAP 2016-13	\$250,000.00	N/A	June 7, 2017- June 6, 2022	State
Mill Street Park Design CUAP 2019-02	\$3,000,000.00	N/A	Sept. 10, 2020- Sept. 9, 2025	State
Waterbury Naugatuck River Greenway	\$828,454.00	20%	April 27, 2012	Federal pass through State of CT
Downtown Traffic Signal System Upgrade (CMAQ)	\$308,750.00	N/A	February 2013	Federal pass through State of CT
John G. Gilmartin Elementary School Safe Routes to School	\$456,500.00	N/A	May 2018	Federal pass through State of CT
Waterbury Active Transportation & Economic Resurgence	\$14,400,000.00	\$4,700,000.00	September 22, 2015	Federal

<b>Waterbury Development Corporation</b>	<b>Amount</b>	<b>Match</b>	<b>Grant Period</b>	<b>Funding Source</b>
Historic Restoration Fund Grant MA Green Clock	\$26,450.00	\$26,975.00	April 18, 2019- January 31, 2021	State
Waterbury Train Station Phase 2	\$1,642,000.00	N/A	April 2019	Federal 80% and State of CT 20%