

## CR-05 - Goals and Outcomes

### **Progress the jurisdiction has made in carrying out its strategic plan and its action plan. 91.520(a)**

This could be an overview that includes major initiatives and highlights that were proposed and executed throughout the program year.

The CD YR 49 (10/1/23 to 9/30/24) was the fourth year under the 2020-2024 Consolidated Plan (“Con Plan”). During the program year, the City continued to make progress in carrying out both its Strategic and Annual Action Plan (AAP). The City also continued to partner with key members of the Non-Profit community, with organizations such as St. Vincent DePaul, Salvation Army, and Safe Haven of Greater Waterbury providing critical emergency services for at risk populations, including but not limited to homeless / at-risk homeless, victims of domestic violence and sexual assault, and low income families. The City also continues to use CDBG-CV and ESG-CV funding under the CARES Act to help the Waterbury community continue to respond to the impact of the COVID-19 pandemic that began in early 2020. These critical funds especially aided the Waterbury community in its efforts to address the needs of homeless and at-risk-of homelessness community, and assisted community providers by allowing them to continue servicing the needs of the community. Organizations such as Brass City Harvest, and Center of Human Development continue to provide critical work for those enduring the most within the City through the use of CDBG-CV and ESG-CV funds.

During CD YR 49, the City received \$3,299,573 in CPD FY2023 funding: \$2,133,069 for CDBG; \$979,755 for HOME; and \$186,749 for ESG. The City also developed and rolled out a new housing rehabilitation program during CD YR 49. The Waterbury Housing Rehabilitation Program (“WHIP”) utilizes \$300,000 in HOME funding to make necessary repairs on single family - single unit homes. These homes must be owner occupied, and the program offers up to a \$30,000 deferred loan for eligible families on the basis that the home will not be sold within five (5) years of receiving the funds. This program will allow the City to make much needed progress on the restoration, rehabilitation, and rejuvenation of long neglected homes throughout the City, while also providing a much needed upgrade in quality of life for its residents.

#### Funding Received During the City’s CD YR 49

FY2023 CPD Allocations: \$3,299,573

\_Total Allocations (FY2022): \$3,299,573

**Comparison of the proposed versus actual outcomes for each outcome measure submitted with the consolidated plan and explain, if applicable, why progress was not made toward meeting goals and objectives. 91.520(g)**

Categories, priority levels, funding sources and amounts, outcomes/objectives, goal outcome indicators, units of measure, targets, actual outcomes/outputs, and percentage completed for each of the grantee's program year goals.

| Goal  | Category  | Source / Amount                        | Indicator  | Unit of Measure     | Expected – Strategic Plan | Actual – Strategic Plan | Percent Complete | Expected – Program Year | Actual – Program Year | Percent Complete |
|---|---|--|--|---------------------|---------------------------|-------------------------|------------------|-------------------------|-----------------------|------------------|
| Housing & Services for Homeless and At-Risk | Affordable Housing<br>Homeless<br>Non-Homeless<br>Special Needs | CDBG: \$<br>/ HOME:<br>\$ / ESG:<br>\$ | Tenant-based rental assistance / Rapid Rehousing                                     | Households Assisted | 125                       | 22                      | 17.60%           |                         |                       |                  |
| Housing & Services for Homeless and At-Risk | Affordable Housing<br>Homeless<br>Non-Homeless<br>Special Needs | CDBG: \$<br>/ HOME:<br>\$ / ESG:<br>\$ | Homeless Person Overnight Shelter  | Persons Assisted    | 5000                      | 676                     | 13.52%           | 1000                    | 778                   | 77.80%           |
| Housing & Services for Homeless and At-Risk | Affordable Housing<br>Homeless<br>Non-Homeless<br>Special Needs | CDBG: \$<br>/ HOME:<br>\$ / ESG:<br>\$ | Homelessness Prevention  | Persons Assisted    | 125                       | 3                       | 2.40%            | 25                      | 61                    | 244.00%          |
| Increase Affordable Housing Resources       | Affordable Housing<br>Homeless<br>Non-Homeless<br>Special Needs | CDBG: \$<br>/ HOME:<br>\$ / ESG:<br>\$ | Public Facility or Infrastructure Activities for Low/Moderate Income Housing Benefit | Households Assisted | 0                         | 0                       |                  |                         |                       |                  |

|                                       |  |                               |   |                        |     |   |       |    |   |       |
|---------------------------------------|--|-------------------------------|---|------------------------|-----|---|-------|----|---|-------|
| Increase Affordable Housing Resources | Affordable Housing Homeless Non-Homeless Special Needs | CDBG: \$ / HOME: \$ / ESG: \$ | Public service activities for Low/Moderate Income Housing Benefit | Households Assisted    | 250 | 0 | 0.00% |    |   |       |
| Increase Affordable Housing Resources | Affordable Housing Homeless Non-Homeless Special Needs | CDBG: \$ / HOME: \$ / ESG: \$ | Rental units constructed  | Household Housing Unit | 100 | 0 | 0.00% |    |   |       |
| Increase Affordable Housing Resources | Affordable Housing Homeless Non-Homeless Special Needs | CDBG: \$ / HOME: \$ / ESG: \$ | Homeowner Housing Added   | Household Housing Unit | 10  | 0 | 0.00% |    |   |       |
| Increase Affordable Housing Resources | Affordable Housing Homeless Non-Homeless Special Needs | CDBG: \$ / HOME: \$ / ESG: \$ | Homeowner Housing Rehabilitated                                   | Household Housing Unit | 0   | 0 |       | 15 | 0 | 0.00% |
| Increase Housing Affordability        | Affordable Housing Homeless Non-Homeless Special Needs | HOME: \$                      | Rental units constructed  | Household Housing Unit | 0   | 0 |       | 3  | 0 | 0.00% |
| Increase Housing Affordability        | Affordable Housing Homeless Non-Homeless Special Needs | HOME: \$                      | Homeowner Housing Added   | Household Housing Unit | 0   | 0 |       | 3  | 0 | 0.00% |

|  |  |          |   |                     |        |        |        |       |   |       |
|--|--|----------|---|---------------------|--------|--------|--------|-------|---|-------|
| Increase Housing Affordability                     | Affordable Housing Homeless Non-Homeless Special Needs | HOME: \$ | Direct Financial Assistance to Homebuyers   | Households Assisted | 0      | 0      |        | 15    | 0 | 0.00% |
| Increase Housing Affordability                     | Affordable Housing Homeless Non-Homeless Special Needs | HOME: \$ | Other   | Other               | 0      | 0      |        |       |   |       |
| Invest in Infrastructure and Facility Improvements | Non-Housing Community Development                      | CDBG: \$ | Public Facility or Infrastructure Activities other than Low/Moderate Income Housing Benefit | Persons Assisted    | 175000 | 107595 | 61.48% | 50000 | 0 | 0.00% |
| Invest Infrastructure Replacement and Improvement  | Non-Housing Community Development                      | CDBG: \$ | Public Facility or Infrastructure Activities other than Low/Moderate Income Housing Benefit | Persons Assisted    | 108086 | 107595 | 99.55% |       |   |       |
| Provide Basic Medical and Nutritional Resources    | Non-Housing Community Development                      | CDBG: \$ | Public service activities other than Low/Moderate Income Housing Benefit                    | Persons Assisted    | 21000  | 4970   | 23.67% | 3500  | 0 | 0.00% |



|   |                                   |          |  |                  |      |      |        |     |      |         |
|---|-----------------------------------|----------|--|------------------|------|------|--------|-----|------|---------|
| Provide Basic Medical and Nutritional Resources | Non-Housing Community Development | CDBG: \$ | Homeless Person Overnight Shelter  | Persons Assisted | 0    | 0    |        |     |      |         |
| Provide Programs and Services for the Elderly   | Non-Housing Community Development | CDBG: \$ | Public service activities other than Low/Moderate Income Housing Benefit | Persons Assisted | 2000 | 389  | 19.45% | 400 | 0    | 0.00%   |
| Support for Economic and Workforce Development  | Non-Housing Community Development | CDBG: \$ | Public service activities other than Low/Moderate Income Housing Benefit | Persons Assisted | 65   | 13   | 20.00% | 22  | 0    | 0.00%   |
| Support Targeted Social Service Programs        | Non-Housing Community Development | CDBG: \$ | Public service activities other than Low/Moderate Income Housing Benefit | Persons Assisted | 8000 | 7088 | 88.60% | 300 | 1383 | 461.00% |
| Support Targeted Social Service Programs        | Non-Housing Community Development | CDBG: \$ | Homeless Person Overnight Shelter  | Persons Assisted | 0    | 0    |        |     |      |         |
| Support Youth Initiatives                       | Non-Housing Community Development | CDBG: \$ | Public service activities other than Low/Moderate Income Housing Benefit | Persons Assisted | 2750 | 558  | 20.29% | 300 | 0    | 0.00%   |

**Table 1 - Accomplishments – Program Year & Strategic Plan to Date**

**Assess how the jurisdiction's use of funds, particularly CDBG, addresses the priorities and specific objectives identified in the plan, giving special attention to the highest priority activities identified.**

The City continues to engage in frequent communication with subrecipients, especially public service agencies, to ensure timeliness and compliance throughout the program year. At the beginning of the program year, staff from the Office of Community Development met with subrecipients to go over the City's requirements, review their responsibilities, and review contract information to ensure timely execution of their agreements during a mandatory orientation session. Subrecipients were presented with a Monitoring and Program Handbook, which details the requirements and includes program templates, along with a comprehensive paper packet and e-packet of information pertaining to the CDBG & ESG programs. These programmatic reviews and mandatory information sessions were held in multiple in-person sessions in September 2023, allowing flexibility for subrecipients. In addition to the mandatory information sessions, staff offered additional assistance and training for agencies throughout the course of the program year, including but not limited to; twice held Technical Assistance workshops offered to all subrecipients. Additional time was spent with new subrecipients or those with new staff to ensure a thorough understanding of program requirements. All contracts were submitted by the required deadlines and approved in accordance with City ordinance: multi-year contracts and contracts totaling \$50,000 or more were submitted to the Board of Aldermen for their approval. Applicable CDBG contracts included: Center for Human Development (\$50,000); Greater Waterbury Interfaith Ministries (\$60,000); Manufacturing Alliance Service Corp (\$59,350); MLK Park Improvements (\$436,496); Chase Park Improvements (\$950,000). Applicable ESG Contracts (multi-year) included: Safe Haven (\$20,400 - Shelter), Salvation Army (\$48,184 - Shelter, Rapid Re-Housing, and Homeless Prevention), and St. Vincent DePaul (\$104,249 - Shelter and Rapid Re-Housing). Contracts were approved by the Board of Aldermen for regular CPD programs at the regular meeting held on November 13, 2023.

In total, 11 social service agencies/programs were funded in the Annual Action Plan for CD YR 49. These projects ranged from \$5,000 to \$63,610, and totaled \$319,960. Public service allocations represented 15% of the City's annual FY2023 CDBG allocation, and the City was compliant with the 15% public service cap under 24 CFR 570.201(e)(1), having expended 13.40% for public services (see attached PR26, Line 36). Manufacturing Alliance Service Corporation, Inc. (MASC), a non-profit corporation that provides classroom and hands-on training to low- and moderate-income residents and find jobs with local manufacturers was funded for a seventh year. The CDBG funds benefitted 12 low- and moderate-income students by covering the cost of tuition. MASC is a State of Connecticut accredited Post-Secondary School that offers a nationally certified training in the precision parts manufacturing are of Computerized Numeric Control (CNC). CD YR 49 CDBG funding allowed for the 12 low/mod students, who were in need of financial assistance, to enroll in the CNC Entry Level program. This population of students included individuals recently released from incarceration (re-entry) and displaced workers. The program provided 240 hours of training, consisting of 60 hours of Blue Print Design & Interpretation Instruction, 60 hours of Industry related Integrated Mathematics instruction, and 120

hours of hands-on instruction on state-of-the-art CNC Milling and Lathes machines. The program continues to help manufacturers who have expressed a need for entry level CNC operators. Specifically, the program meets one of the Consolidated Plan goals of promoting economic and workforce development. It also assists in helping the re-entry population find employment as well as displaced workers.

**(Progress continued - 91.520a) - Section 3**

In addition to MASC, below is an overview of the other 11 public service projects funded by the City during the covered program year: Catholic Charities: CDBG funds were used to support the salary of the direct service staff providing case management and crisis resolution services, as well as building expenses (i.e. utilities) necessary to providing services. The activity provided services for 117 low-income residents. Center for Human Development: CDBG funds were provided for a drop-in center (Hospitality Center) for Homeless Persons. Funds were provided for salary for community coordinators. The program provided services for 596 extremely low-income individuals. Community Partners in Action: CDBG funds were used for case management and operating expenses for the Waterbury Reentry Welcome Center (RWC) located at Waterbury Opportunities Industrialization Center (WOIC). The activity assisted 421 extremely low-income persons during the covered program year. Greater Waterbury Interfaith Ministries: CDBG funds were used to support a soup kitchen and food pantry, including food purchases, supplies, direct staff salaries, and utilities. The program served 1,454 extremely low-income individuals during the CD YR 49 program year. Literacy Volunteers of Greater Waterbury: CDBG funds were used for salary support to train tutors, register students, provide ongoing support, and to purchase educational materials. The program, which provides literacy tutoring to adults through volunteer efforts, served 134 low- and moderate-income residents during the program year.

**(Progress continued - 91.520a) - Section 4**

Safe Haven of Greater Waterbury: CDBG funds were used to support Safe Havens program for domestic violence and sexual assault victims, which includes 24-hour intervention and provides program advocacy and counseling. Funds were used for utilities, office supplies, and insurance. The program assisted 545 low- and moderate-income individuals during the program year. Salvation Army: CDBG funds were used for emergency food pantry salaries and food at the Family Service Food Pantry. The program assisted 853 low-income persons. Shakesperience Productions: CDBG funds were used to support the LMI students in its Acting Intensives program. Overall, 42 low- and moderate-income residents benefitted from the program. Waterbury Senior Shuttle: CDBG funds were used to support on demand response transportation for senior citizens in Waterbury. Trips were for medical appointments, grocery shopping, and recreation. The program provided curb-to-curb and door-to-door transportation services. Medical appointments are prioritized. The shuttle program provided services for 543 low- and moderate-income residents during CD YR 49. Waterbury Youth Services: CDBG funds were used for salaries for truancy prevention and counseling. The

program provided services for 46 low- and moderate-income persons during the CD YR 49 program year. In total, CDBG funding provided critical resources for 4,763 individuals during the covered program year. Of those, 4,747 or 99.6% were low- and moderate-income, with 16.4% reporting a physical disability. The large drop off in clients served during this past program year became an important problem that needed to be addressed before the start of CD YR 50. The Office of Community Development reached out to subrecipients that saw the largest drop off of clients served in order to address this issue. The largest decline was from the Salvation Army, after contacting them the Office of Community Development was made aware of the true cost of inflation on non-profits in the area. This was along with a stark decline in food donations to the Salvation Army, forcing the organization to reduce its distribution days by three (3) per month, leading to a large decrease in clients assisted. As a result of this decline, Salvation Army directed those in need of resources to other organization who do not receive CDBG or ESG funding from the City. Please see the tables below for additional information.

**(Progress continued - 91.520a) - Section 5**

During the covered program year, Community Development staff also required non-social service recipients to attend the mandatory training and information session(s). In CD YR 49, two (2) capital projects were awarded to subrecipients, with both being City projects. The subrecipients awarded included the MLK Park Improvement Project totaling \$496,436, and the Chase Park Improvement Project totaling \$950,000. The Chase Park Improvement project will be used to carry out various proposed improvements within the park. Improvements include: the replacement of Chase Park House roof; reconstruction of the four tennis courts, rehab of interior walkways, lower parking lot, and retaining wall; and replacement and upgrade of lighting at basketball and tennis courts. This project allows the City to continue addressing the issue of aging infrastructure within the City, allowing for increase usage of City facilities, while also improving safety and accessibility within the park, with the addition of new and more efficient lighting, smoother walkways, and modernized tennis courts for recreation. The project has been broken down into multiple phases to ensure project compliance, efficient use of resources, and allowing for a manageable timetable to ensure project success. The first phase; the rehab of the Chase Park House roof, has been completed, and the second phase, the rehab of the tennis courts is expected to begin work in the spring of 2025. Lighting installation is also expected to begin in the spring of 2025. The City carried out a substantial amendment regarding the MLK Park Improvement project in December of 2024, as new funding became available for the project, allowing for a reallocation of resources and the opportunity to supplement the CD YR 48 PAL Branch Street Splash Pad project. More information on the substantial amendment is in the following section. The City had also allocated \$250,000 in funding to the Waterbury YMCA during CD YR 48. The project, which will result in an upgrade of the pool filtration system and additional structural renovations, will provide a benefit to the thousands of individuals who utilize the pool annually. The project, however, was delayed during the program year due to a lack of available contractors to carry out design and engineering drawings required for the project to be bid. There is also a general long lead time on certain products for pool upgrades and renovations. As a result, the project will not be bid until 2025, with anticipated completion by the fall of 2025.

#### **(Progress continued - 91.520a) - Section 6**

Con Plan/Annual Action Plan Amendments: During the CD YR 49 (Oct. 1, 2023 - Sep. 30, 2024), the City approved one (1) substantial amendment. The amendment was carried out to reallocate the CDBG project funds from the CD YR 49 Martin Luther King Park Improvements project to the CD YR 48 PAL Branch Street Splash Pad project. The Waterbury Police Activity League (PAL) was awarded \$151,000 in CDBG funding during CD YR 48 for the creation of a park and splash pad on Branch Street. The site/location, formerly two blighted properties, was purchase by PAL several years ago. The project will benefit numerous families who live in the surrounding neighborhoods in the North End of Waterbury. Due to anticipated costs, the City initiated a substantial amendment to reallocate supplemental funding for the project. However, the project was further delayed due to the need to clean up contaminated site soil along with the need to utilize other sources of funding, in this case a State of Connecticut Department of Economic and Community Development (DECD) grant that is expected to be awarded in December of 2024. The funds that were reallocated from the Martin Luther King Park Improvement project will be used as supplemental funding to ensure

project completion for both the splash pad and the subsequent park at the project site. The Martin Luther King Park project is still being undertaken by the City, and funding was supplemented with American Rescue Plan Act (ARPA) funding, along with an Urban Action Bond from the State of Connecticut. This supplemental funding will allow for both projects to be completed without any funding shortfalls for either project, allowing the City to continue making great progress in the upgrading of public infrastructure for the benefit of its residents. The CAC held a public hearing on the amendment on December 13th, 2023 with approval and referral to Board of Aldermen during a meeting on January 17th, 2024. The Board of Aldermen subsequently approved the amendments on February 12th, 2024; and they were approved by HUD in the beginning of the covered period by this CAPER in October 2023. The project is planned to commence in the Spring of 2025.

**(Progress continued - 91.520a) - Section 7**

CDBG-CV & ESG-CV: As the City continues its efforts to address the needs and impact resulting from the pandemic, Community Development staff continues to work closely with recipients and will look for ways to reprogram funds as needed, especially as the needs of the pandemic change. While the ESG-CV funded has been exhausted, this may be especially necessary for CDBG-CV funding to ensure compliance both with PPR tiebacks and any future expenditure requirements. With regard to CDBG-CV expenditure deadlines, the City was notified on May 30, 2023, that the CDBG-CV grant requirement that 80 percent of the CDBG-CV grant be expended within three (3) years (by September 30, 2023) of the period of performance (POP) was revoked by Federal Register Notice 6218-N-02, published April 18, 2023, and was no longer applicable to CDBG-CV. However, the City continued to make progress on its CDBG-CV projects, as detailed in the attached PR26 CDBG-CV Financial Summary Report. As of this CAPER, and end of the period covered, the City has expended a cumulative amount of \$1,598,677.09 in CDBG-CV funding (69.96% of the City's total CDBG-CV allocation). Of that amount, 42.55% has been expended on public service activities. These include a meal delivery program and senior meals, the provision of personal protective equipment (PPE), mobile testing, and field hospitals. The Office of Community Development has regularly met with subrecipients, and will continue to do so throughout the upcoming CD YR 50 to ensure timely expenditure of funds and grant compliance under the CARES Act. As of the submission of this CAPER, the City has expended all of its ESG-CV funding (see attached PR91 Report). As noted in the prior section, the City met the 100% 9/30/2023 deadline established in notice CPD-22-06. The additional year allowed the City and its homeless providers to continue providing for homeless and at-risk of homeless individuals and families while aiding in the prevention, preparation for, and response to the pandemic and ongoing variants. Worth mentioning, and as noted in the CD YR 47 and CD YR 48 CAPER, the City successfully met the HUD established progressive deadline of 50%. Reporting for the ESG-CV funds was done through SAGE HMIS Reporting Repository via Quarterly Performance Reports (QPRs).

**(Progress continued - 91.520a) - Section 8**

HOME-ARP Allocation Plan: The City was notified by HUD of its HOME-ARP allocation on September 21, 2021, in the amount of \$3,248,404. The City's Board of Aldermen subsequently approved the Agreement in December 2021. Planning for the CD YR 47 Substantial Amendment/HOME-ARP Allocation Plan commenced in January 2022 and the HOME-ARP Allocation Plan was approved by HUD on April 11, 2023. As a result, the City received its remaining allocation of \$3,085,983.80 (95%) in HOME-American Rescue Plan (ARP) funding under the American Rescue Plan Act (ARPA) of 2021. As noted in the CD YR 47 CAPER, the City received \$162,420.20 (5%) in HOME-ARP funds for administration and planning. In total, the \$3,248,404 in HOME-ARP funding will provide housing, services, and shelter to individuals experiencing homelessness and other vulnerable populations. It includes allocations for the following eligible activities: supportive services (\$1,500,000); development of affordable rental housing (\$1,098,724); non-profit operating (\$162,420); and administration and planning (\$487,260). It is anticipated that the City will begin making funds available under each activity beginning in early 2025, beginning with its HOME-ARP Supportive Services (SS) Program.

**(Progress continued - 91.520a) - Section 9**

HOME: As noted in the 2021 CAPER, Lazarus Project, LLC., submitted their application for HOME funds for the construction of 22 single-room occupancy (SRO) units above a hospitality center for the homeless. The project continues to progress and after many revisions to the plans and specifications, mostly related to ADA compliance requirements, QA+M Architecture approved the drawings. A mandatory walk-through by several potential proposers resulted in questions of whether the existing stone foundation was structurally sound, as the RFP indicated it was to be reused, reinforced and waterproofed. The uncertainty of the bearing pressure for a 3-story building and its need to be verified resulted in a decision to withdraw the RFP to replace the existing foundation with a new foundation. The architect is back to the drawing board and expects structural revisions by the end of November 2024, with drawings complete by December 25, 2024. QA+M Architecture has committed to a quick review and a new RFP will be issued. It is anticipated that the project will go out to bid early in upcoming CD YR 50. The project will create housing for those most in need. The current hospitality center for the homeless run by the Center for Human Development (CHD) will be relocated to the first floor of the new building at 693 East Main Street. This project will not only provide much needed housing for the homeless, but the hospitality center will provide a place for the homeless to launder their clothes, shower and provide them access to support services. The City continues to work with Neighborhood Housing Services of Waterbury (NHSW), renamed NEST during the previous Program year. NEST is one of the City's Community Housing Development Organizations (CHDO). They applied for and were awarded HOME funds for Phase I of their Adams Street Redevelopment Project. Phase I consists of the construction of two, two-family homes. During the covered period, the City began carrying out in-kind street work, and NHSW was on target to begin construction in the fall of 2023. Phase I (31 & 35 Adams Street) was completed in October, 2024, with Certificates of Occupancy being issued in the same month. 35 Adams Street sold to an eligible buyer on November 4, 2024. 31 Adams Street is listed for sale. During the previous program year, the Director of Housing Assistance Programs began

developing the Waterbury HOME Improvement Program (WHIP), a homeowner rehabilitation program funded by HOME Investment Partnership (HOME) Funds. The program offers income eligible Waterbury owner- occupant homeowners of single family, single-unit homes deferred, forgivable loans of up to \$30,000 for essential rehabilitation projects. The WHIP is intended to assist in preserving the City's housing stock and will contribute to the overall revitalization of our neighborhoods. It will assist eligible homeowners with necessary renovations that may otherwise be cost prohibitive. The required Notice of Funds Available (NOFA) notices were published and posted on January 26, 2024 and March 12, 2024. The Pre-application period was open from January 26, 2024 to April 8, 2024. One hundred and eighty (180) pre-applications were received and screened for eligibility, and one hundred and forty-four (144) met HOME eligibility requirements and were entered into a lottery drawing. At the City's Advisory Committee (CAC) meeting on April 16, 2024, a public lottery was held and ten (10) program recipients were randomly selected. A list of alternate recipients, beginning with number eleven (11) through One hundred and forty-four (144) is maintained and additional recipients will be selected. The Environmental Review is complete and the NOI / RROF was published on October 18, 2024. Overall, 100% of CDBG funding and 100% ESG and CARES Act funding expended by the City during the program year benefitted low- and moderate-income individuals and families.



## CR-10 - Racial and Ethnic composition of families assisted

Describe the families assisted (including the racial and ethnic status of families assisted).

91.520(a)

|   | CDBG         | HOME     |
|---|--------------|----------|
| White                                     | 2,408        | 0        |
| Black or African American                 | 1,261        | 0        |
| Asian                                     | 24           | 0        |
| American Indian or American Native        | 74           | 0        |
| Native Hawaiian or Other Pacific Islander | 10           | 0        |
| <b>Total</b>                              | <b>3,777</b> | <b>0</b> |
| Hispanic                                  | 2,206        | 0        |
| Not Hispanic                              | 2,557        | 0        |

Describe the clients assisted (including the racial and/or ethnicity of clients assisted with ESG)

|   | HESG       |
|---|------------|
| American Indian, Alaska Native, or Indigenous | 4          |
| Asian or Asian American                       | 4          |
| Black, African American, or African           | 283        |
| Hispanic/Latina/e/o                           | 0          |
| Middle Eastern or North African               | 0          |
| Native Hawaiian or Pacific Islander           | 0          |
| White   | 213        |
| Multiracial                                   | 405        |
| Client doesn't know                           | 0          |
| Client prefers not to answer                  | 0          |
| Data not collected                            | 0          |
| <b>Total</b>                                  | <b>909</b> |

Table 2 – Table of assistance to racial and ethnic populations by source of funds

## Narrative

The City of Waterbury is a culturally diverse community whose population continues to reflect national trends of minority population growth. This is evident by the data of clientele served. According to Table 2 above, of the 4,736 assisted with either CDBG or ESG, 46.2% identify as White; 27.2% identify as Black or African American; 0.5% identify as Asian; 1.4% identify as American Indian or American Native.

Further, the data indicates that nearly half of all beneficiaries (45.2%) are Hispanic.

Note: There were no HOME projects completed this year therefore there is no racial and ethnic data for the program. Also, there is no option for Multi-Racial for the CDBG portion of the prompt. Our Multi-Racial count is 986, bringing the City's total clients served to 4,763.

## CR-15 - Resources and Investments 91.520(a)

### Identify the resources made available

| Source of Funds | Source           | Resources Made Available | Amount Expended During Program Year |
|-----------------|------------------|--------------------------|-------------------------------------|
| CDBG            | public - federal | 2,147,069                | 2,161,523                           |
| HOME            | public - federal | 982,255                  | 676,773                             |
| ESG             | public - federal | 186,749                  | 122,958                             |
| Other           | public - federal | 7,335,715                | 178,871                             |

**Table 3 - Resources Made Available**

### Narrative

The City of Waterbury continues to develop strategies for the revitalization of several areas in the City. While the programs and resources available have been varied, the geographic location of these revitalization areas and the needs have remained somewhat constant. The needs have corresponded with the legislative intent of the block grants for community development and housing. The revitalization areas include the following neighborhoods: Crownbrook, South End, and WOW. Additional geographic priorities include CDBG Income-Eligible Target Neighborhoods and Citywide projects. CDBG allocations are not limited to specific geographic areas of Waterbury, but must serve low- and moderate-income residents (not less than 70%). A majority of Waterbury's residents are low- or moderate-income, and activities that benefit all residents therefore benefit individuals who meet HUD income eligibility requirements. Park and infrastructure improvements are generally citywide projects.

### Identify the geographic distribution and location of investments

| Target Area                               | Planned Percentage of Allocation | Actual Percentage of Allocation | Narrative Description |
|---|----------------------------------|---------------------------------|-----------------------|
| CDBG Income-Eligible Target Neighborhoods | 28                               |                                 | Target Neighborhoods  |
| Citywide                                  | 71                               |                                 | Citywide Program      |
| Crownbrook                                |                                  |                                 | Neighborhood          |
| Opportunity Zones                         |                                  |                                 |                       |
| South End                                 |                                  |                                 | Neighborhood          |
| Walnut Orange Walsh                       | 1                                |                                 | Neighborhood          |

**Table 4 – Identify the geographic distribution and location of investments**

### Narrative

The allocation of HOME resources is not strictly limited to any specific geographic area of the City but serves the criteria set by HUD for eligibility, along with meeting the specific goals and objectives set

forth in the five year Con Plan. The City reviews each application for HOME funds to ensure that funding is aligned with priority needs identified in the Strategic Plan. Priority is determined based upon anticipated impacts of proposed projects on the surrounding neighborhoods and potential benefits to low- and moderate-income residents.

The allocation of Emergency Solutions Grant (ESG) program funds is limited to eligible emergency shelters and day shelters located within the City of Waterbury; homelessness prevention and outreach activities; and programs and projects that re-house the homeless. As aforementioned, in 2020 ESG-CV funding under the CARES Act was awarded to the City, allowing our ESG recipients to receive additional funding to aid in the prevention, preparation for, and response to COVID-19 (see attached PR-91 ESG-CV Financial Summary).

## **Leveraging**

**Explain how federal funds leveraged additional resources (private, state and local funds), including a description of how matching requirements were satisfied, as well as how any publicly owned land or property located within the jurisdiction that were used to address the needs identified in the plan.**

### **Public Services:**

- Catholic Charities - Expended: \$5,000; Leveraged: \$45,184
- Center for Human Development - Expended: \$50,000; Leveraged: \$163,428
- Community Partners in Action – Expended: \$30,000; Leveraged: \$687,272
- Greater Waterbury Interfaith Ministries - Expended: \$60,000; Leveraged: \$469,059
- Literacy Volunteers - Expended: \$5,000; Leveraged: \$400,121.30
- Manufacturing Alliance Service Corp. - Expended: \$59,350; Leveraged: \$545,641.65
- Safe Haven - Expended: \$9,000; Leveraged: \$2,845,039
- Salvation Army – Expended: \$10,000; Leveraged: 291,134
- Shakesperience Productions - Expended: \$10,000; Leveraged: \$225
- Waterbury Senior Shuttle - Expended: \$63,610; Leveraged: \$224,906.90
- Waterbury Youth Service System - Expended: \$9,000; Leveraged: \$94,505

**Total Public Service Funds Expended: \$ 310,960**

**Total Non-CDBG Funds Leveraged: \$ 5,766,515.85**

### **HOME Projects:**

- Total HOME Funds Expended: \$676,772.54
- Total Non – HOME Funds Expended: \$2,463,352.39

### **ESG:**

- Safe Haven - Expended: \$20,400; Leveraged: \$2,845,039

- St Vincent DePaul Mission - Expended: \$104,249; Leveraged: \$677,335
- The Salvation Army - Expended: \$48,094; Leveraged: \$248,858

**Total ESG Funds Expended: \$172,743**

**Total Non-ESG Funds Leveraged: \$3,771,232**

- The Safe Haven allocation of \$20,400 was matched with \$20,400 in funds from the United Way of Greater Waterbury.
- The St. Vincent DePaul allocation of \$104,249 was matched with \$104,249 from various local foundations, banks and donations.
- The Salvation Army allocation of \$43,772 was matched with \$52,683 from various local foundations, banks and donations.

| <b>Fiscal Year Summary – HOME Match</b>  |            |
|--|------------|
| 1. Excess match from prior Federal fiscal year                                 | 14,377,812 |
| 2. Match contributed during current Federal fiscal year                        | 0          |
| 3. Total match available for current Federal fiscal year (Line 1 plus Line 2)  | 14,377,812 |
| 4. Match liability for current Federal fiscal year                             | 14,377,812 |
| 5. Excess match carried over to next Federal fiscal year (Line 3 minus Line 4) | 0          |

**Table 5 – Fiscal Year Summary - HOME Match Report**

| Match Contribution for the Federal Fiscal Year |                      |                            |                               |                              |                         |   |                |             |
|--|----------------------|----------------------------|-------------------------------|------------------------------|-------------------------|---|----------------|-------------|
| Project No. or Other ID                        | Date of Contribution | Cash (non-Federal sources) | Foregone Taxes, Fees, Charges | Appraised Land/Real Property | Required Infrastructure | Site Preparation, Construction Materials, Donated labor | Bond Financing | Total Match |
|  |                      |                            |                               |                              |                         |   |                |             |

Table 6 – Match Contribution for the Federal Fiscal Year

### HOME MBE/WBE report

| Program Income – Enter the program amounts for the reporting period |   |   |                                |  |
|---|---|---|--------------------------------|--|
| Balance on hand at beginning of reporting period<br>\$              | Amount received during reporting period<br>\$ | Total amount expended during reporting period<br>\$ | Amount expended for TBRA<br>\$ | Balance on hand at end of reporting period<br>\$ |
| 2,555   | 0   | 0   | 0                              | 0  |

Table 7 – Program Income

| Minority Business Enterprises and Women Business Enterprises – Indicate the number and dollar value of contracts for HOME projects completed during the reporting period |       |                                   |                           |                    |          |                    |
|--|-------|-----------------------------------|---------------------------|--------------------|----------|--------------------|
|  | Total | Minority Business Enterprises     |                           |                    |          | White Non-Hispanic |
|  |       | Alaskan Native or American Indian | Asian or Pacific Islander | Black Non-Hispanic | Hispanic |                    |
| Contracts  |       |                                   |                           |                    |          |                    |
| Dollar Amount  | 0     | 0                                 | 0                         | 0                  | 0        | 0                  |
| Number   | 0     | 0                                 | 0                         | 0                  | 0        | 0                  |
| Sub-Contracts  |       |                                   |                           |                    |          |                    |
| Number   | 0     | 0                                 | 0                         | 0                  | 0        | 0                  |
| Dollar Amount  | 0     | 0                                 | 0                         | 0                  | 0        | 0                  |
|  | Total | Women Business Enterprises        | Male                      |                    |          |                    |
| Contracts  |       |                                   |                           |                    |          |                    |
| Dollar Amount  | 0     | 0                                 | 0                         |                    |          |                    |
| Number   | 0     | 0                                 | 0                         |                    |          |                    |
| Sub-Contracts  |       |                                   |                           |                    |          |                    |
| Number   | 0     | 0                                 | 0                         |                    |          |                    |
| Dollar Amount  | 0     | 0                                 | 0                         |                    |          |                    |

**Table 8 - Minority Business and Women Business Enterprises**

| <b>Minority Owners of Rental Property – Indicate the number of HOME assisted rental property owners and the total amount of HOME funds in these rental properties assisted</b> |              |  |                                  |                           |                 |                           |
|--|--------------|--|----------------------------------|---------------------------|-----------------|---------------------------|
|  | <b>Total</b> | <b>Minority Property Owners</b>          |                                  |                           |                 | <b>White Non-Hispanic</b> |
|  |              | <b>Alaskan Native or American Indian</b> | <b>Asian or Pacific Islander</b> | <b>Black Non-Hispanic</b> | <b>Hispanic</b> |                           |
| Number   | 0            | 0  | 0                                | 0                         | 0               | 0                         |
| Dollar Amount  | 0            | 0  | 0                                | 0                         | 0               | 0                         |

**Table 9 – Minority Owners of Rental Property**



| <b>Relocation and Real Property Acquisition</b> – Indicate the number of persons displaced, the cost of relocation payments, the number of parcels acquired, and the cost of acquisition |       |                                   |                           |                    |          |                    |
|--|-------|-----------------------------------|---------------------------|--------------------|----------|--------------------|
| Parcels Acquired   |       | 0                                 |                           | 0                  |          |                    |
| Businesses Displaced   |       | 0                                 |                           | 0                  |          |                    |
| Nonprofit Organizations Displaced  |       | 0                                 |                           | 0                  |          |                    |
| Households Temporarily Relocated, not Displaced  |       | 0                                 |                           | 0                  |          |                    |
| Households Displaced   | Total | Minority Property Enterprises     |                           |                    |          | White Non-Hispanic |
|  |       | Alaskan Native or American Indian | Asian or Pacific Islander | Black Non-Hispanic | Hispanic |                    |
| Number   | 0     | 0                                 | 0                         | 0                  | 0        | 0                  |
| Cost   | 0     | 0                                 | 0                         | 0                  | 0        | 0                  |

**Table 10 – Relocation and Real Property Acquisition**

## CR-20 - Affordable Housing 91.520(b)

Evaluation of the jurisdiction's progress in providing affordable housing, including the number and types of families served, the number of extremely low-income, low-income, moderate-income, and middle-income persons served.

|  | One-Year Goal | Actual    |
|--|---------------|-----------|
| Number of Homeless households to be provided affordable housing units      | 22            | 15        |
| Number of Non-Homeless households to be provided affordable housing units  | 0             | 0         |
| Number of Special-Needs households to be provided affordable housing units | 0             | 0         |
| <b>Total</b>   | <b>22</b>     | <b>15</b> |

Table 11 – Number of Households

|  | One-Year Goal | Actual    |
|--|---------------|-----------|
| Number of households supported through Rental Assistance             | 20            | 15        |
| Number of households supported through The Production of New Units   | 7             | 0         |
| Number of households supported through Rehab of Existing Units       | 15            | 0         |
| Number of households supported through Acquisition of Existing Units | 12            | 0         |
| <b>Total</b>   | <b>54</b>     | <b>15</b> |

Table 12 – Number of Households Supported

**Discuss the difference between goals and outcomes and problems encountered in meeting these goals.**

The goal included in the Con Plan for the production of 22 new units was a rough estimate, and therefore was not met. NEST, formerly Neighborhood Housing Services of Waterbury(NHSW), closed on their HOME loan for their Phase I of their Adams Street Redevelopment Project which will create two, two-family homes. NHSW has plans to move forward with Phase II of their plan which will create another four, two-family homes. All of the homes will be sold to low-income families at or below 80% of Median Family Income. The City continues its work on infrastructure improvements on Adams Street as

part of the project development.

As noted in the 2021 report, Lazarus Project, LLC., submitted their application for their 693 East Main Street Apartments project. The project will create a hospitality center for the homeless on the first floor and 20 Single Room Occupancy (SRO) units on the second and third floors. The project is currently in the design/bidding phase, and it is anticipated that construction will begin in the first half of CD YR 50.

The goal to provide HOME Tenant Based Rental Assistance (TBRA) was not specified in the Con Plan. The City originally thought it would provide HOME TBRA to 20 individuals through the Home Works Program which is a collaboration between the Center for Human Development (CHD) and the Northwest Regional Workforce Investment Board (NRWIB) during CD YR 48. CHD/NRWIB continued to use funding they obtained through another source and therefore did not utilize HOME funds during CD YR 49. The City anticipates providing HOME funds to the program in CD YR 50, as the current funding source ends in April 2024. The Office of Community Development is currently working with CHD to set up and administer the program.

As noted in a prior section, the City is currently developing a new homeowner rehabilitation program funded by HOME. The program, the Waterbury HOME Improvement Program (WHIP), was implemented during the early part of 2024. The program offers income eligible Waterbury homeowners of single unit, single family homes with deferred, forgivable loans for rehabilitation costs up to \$30,000 per unit for essential rehabilitation and improvement of their homes. The City will impose a five-year affordability period, with the loan being fully forgiven after five (5) years. The initiative is intended to assist in preserving the City's housing stock and contribute to the overall revitalization of its neighborhoods. Doing so will assist eligible homeowners with necessary renovations that may be cost prohibitive. In doing so, many Waterbury communities will increase the supply of safe, decent, desirable, and affordable housing.

\*Additionally, the Table above includes ESG-funded Rapid-Rehousing for 15 households (29 persons) (see attached SAGE ESG CAPER).

#### **Discuss how these outcomes will impact future annual action plans.**

These outcomes will not impact future annual action plans due to the continuing need for decent, affordable housing for those that are homeless, at risk of homelessness, and non-homeless, low-income individuals/families in the City of Waterbury. The results could be impacted if state funding does not continue to support these types of developments.

**Include the number of extremely low-income, low-income, and moderate-income persons served by each activity where information on income by family size is required to determine the eligibility of the activity.**

| Number of Households Served | CDBG Actual | HOME Actual |
|-----------------------------|-------------|-------------|
| Extremely Low-income        | 0           | 0           |

|                 |          |          |
|-----------------|----------|----------|
| Low-income      | 0        | 0        |
| Moderate-income | 0        | 0        |
| <b>Total</b>    | <b>0</b> | <b>0</b> |

**Table 13 – Number of Households Served**

### **Narrative Information**

Table 13 Information: Based on projects, n/a.

## **CR-25 - Homeless and Other Special Needs 91.220(d, e); 91.320(d, e); 91.520(c)**

**Evaluate the jurisdiction's progress in meeting its specific objectives for reducing and ending homelessness through:**

### **Reaching out to homeless persons (especially unsheltered persons) and assessing their individual needs**

All individuals experiencing homelessness have one coordinated entry. This is made possible through partnerships, collaborations, and the Coordinated Access Network (CAN).

The City and Department of Mental Health and Addiction Services provides funding for the homeless drop in center, which is a safe place for the homeless to connect with services while moving towards housing stability. Participants can shower, clean laundry, use a computer/telephone, collect mail, take shelter from weather, and enjoy a brief respite from street living. The center also provides programs like legal services, employment/ vocational opportunities, benefits, medical, and mental health services. It is also used as the City's overflow shelter, warming and cooling centers.

United Way funds a modest youth drop-in center for homeless or unstably housed youth at Waterbury Youth Center. Ongoing outreach make youth aware of this center so they can receive case management, connect to services, and obtain basic needs items. Waterbury participated in the 2020 statewide homeless youth count, which included outreach to those youth identified as homeless or unstably housed, providing information on and connecting youth to local resources. The 2020 youth count projected approximately 325 youth in Waterbury who are homeless or unstably/unsafely housed. Information and data for the youth count are available online at <https://cceh.org/2020-youth-outreach-count-dashboard/>.

The CAN is the operating system for the homeless individuals and families in our community. A person experiencing homelessness must call 211 and speak with a call specialist. If the call specialist cannot successfully divert the caller, they will be given a CAN assessment appointment. For the Waterbury area, the CAN assessments are administered by the CAN Navigators employed by Mental Health CT during the hours of 9:00am-12:00pm Monday-Friday at St. Vincent DePaul (SVDP) Mission Shelter. These appointments are both individual and family assessments and they are open access, if the navigator has more clients than manageable SVDP case managers assist. If a caller cannot make it to that specific appointment, the navigators will work directly with the client to assure they are seen in a timely manner, either meeting them in the community or making a later appointment.

DMHAS Homeless Outreach teams provide basic needs assistance for homeless individuals under bridges, in cars, shelters, bus stations, and in encampments. They offer a variety of support services and a safe environment to assist individuals through the transition from homelessness. The DMHAS Homeless Outreach Team (HOT), Waterbury Hospital's HOT team, and CHD's PATH outreach worker reach out to homeless that live outside and do intake and assessment with each willing person and

refers them to the CAN. During the coldest months, organizations pool resources to ensure that individuals have a safe warm place available to them. Funding from DOH Cold Weather Funding is intricate to this assistance. Once a client completes their assessments they are deemed eligible to go on the shelter waiting list, if they are literally homeless or if they can be diverted the navigator works through the possibilities of diverting them. If/when added to the shelter waiting list, the navigator reaches out to the head of household when there is an opening that fits their needs. Their case manager conducts a VI-SPIDAT and then they are placed on the By-Name-List (BNL). Once the client is entered on the BNL they are discussed at bi-weekly Housing Placement meeting to find the most appropriate housing setting for them. When appropriate housing option is found, the client and the referring agency work on a warm hand-off to keep continuity of services.

### **Addressing the emergency shelter and transitional housing needs of homeless persons**

If a client calls 211 with a housing crisis after normal work hours, the call specialist is to call St. Vincent DePaul and see if their emergency room is open for the night. If that room is not available, 211 contacts the local CAN Coordinator who will assess the situation. If it is verified that the client is literally homeless, the CAN will use emergency funds to put them in a motel until they can meet with the navigator.

In the 2023 Program Year/CD YR 49, the City of Waterbury allocated a total of \$112,049 for shelter operations. Safe Haven received \$20,400; The Salvation Army received \$9,800; and St. Vincent DePaul received \$81,849. Additionally, under the CARES Act, additional funding had been allocated for shelter operations. As noted in this CAPER, the ESG-CV funds were fully expended by the mandatory expenditure deadline on September 30, 2023. The ESG-CV funds helped these organizations operate and provide critical shelter services during the covered program year to continue addressing the City's needs while preparing for and responding to the ongoing COVID-19 pandemic and to provide safe, compliant shelters for those who are in need.

**Helping low-income individuals and families avoid becoming homeless, especially extremely low-income individuals and families and those who are: likely to become homeless after being discharged from publicly funded institutions and systems of care (such as health care facilities, mental health facilities, foster care and other youth facilities, and corrections programs and institutions); and, receiving assistance from public or private agencies that address housing, health, social services, employment, education, or youth needs**

Through the ESG Program, the Salvation Army is funded for a Homeless Prevention Program designed to assist individuals and families with an Individualized Action Plan, case management support, and either short- or medium-term rental assistance, including rent arrearages, utility payments, and moving and storage costs in the event a household needs to be relocated. During the period covered by this CAPER, a total of 61 clients were assisted. In total, Salvation Army was awarded \$27,894 in HP funds.

Further, during the CD YR 46, additional ESG-CV funds were awarded to Salvation Army for their Homelessness Prevention program and to CHD for their Street Outreach Program. During the CD YR 49, these ESG-CV funds continued to help these organizations operate and provide critical shelter services to address the City's needs while preparing for and responding to the ongoing COVID-19 pandemic and to provide safe, compliant shelters for those who are in need.

**Helping homeless persons (especially chronically homeless individuals and families, families with children, veterans and their families, and unaccompanied youth) make the transition to permanent housing and independent living, including shortening the period of time that individuals and families experience homelessness, facilitating access for homeless individuals and families to affordable housing units, and preventing individuals and families who were recently homeless from becoming homeless again**

In FY 2023, all CT BOS (CT-505) Continuum of Care renewals were funded with total renewals of \$58,800,238 for 108 projects. In total, the CT BOS received \$ 81,888,225, representing an \$11,305,432 increase from the previous years.\*\*

All permanent supportive housing projects are currently prioritized for individuals and families experiencing chronic homelessness. If no chronically homeless individual or family can be identified, then the units will be prioritized following HUD guidelines (HUD Notice CPD 16-11 - Prioritizing Persons Experiencing Chronic Homelessness and Other Vulnerable Homeless Persons in Permanent Supportive Housing).

[https://www.hud.gov/sites/dfiles/CPD/documents/CoC/2022/CT\\_Press\\_Report.pdf](https://www.hud.gov/sites/dfiles/CPD/documents/CoC/2022/CT_Press_Report.pdf)

## **CR-30 - Public Housing 91.220(h); 91.320(j)**

### **Actions taken to address the needs of public housing**

In program year 2023-2024, the Housing Authority of the City of Waterbury (WHA) received \$3,332,653.00 in Capital Program funds from the Department of Housing and Urban Development (HUD) to facilitate improvements and repairs at its Public Housing developments.

The following capital improvement projects were initiated and/or completed:

- Work was completed on the Pearl Lake Site Improvements Project which consisted of the replacement of all on site asphalt and concrete including the replacement of two existing parking lots and the basketball court, replacement of all site walls, concrete walks, stoops, and site stairs, and the installation of a new twenty space parking lot.
- Work was completed on the installation of a new playground and picnic pavilion at Berkeley Heights.
- Work was completed on the installation of a backup generator system at Bergin Building Elderly Housing.
- Work was completed on the installation of bathroom exhaust ventilation fans at Bergin Building and Scattered Sites
- Work was completed on the installation of smoke detectors PHA-wide.
- Work began on the replacement of fire alarm systems, panels, and components at Berkeley Heights and Bergin Building.

### **Actions taken to encourage public housing residents to become more involved in management and participate in homeownership**

To promote the self-sufficiency of assisted households, the Waterbury Housing Authority (WHA) has an active Family Self-Sufficiency (FSS) Program. FSS is a voluntary program for all Housing Choice Voucher (HCV) program recipients which helps families establish economic independence up to, and including, moving on from housing assistance to homeownership. The WHA also has a Resident Services Coordinator for our Public Housing residents to coordinate and expand tenant activities and initiatives, as well as facilitate the support services essential to the success of our residents in moving to economic self-sufficiency. In addition to these programs, WHA is exploring the implementation of a Home Ownership Program as an offshoot of the HCV Program

### **Actions taken to provide assistance to troubled PHAs**

The Housing Authority of the City of Waterbury is not in troubled status. For FY24 the WHA was again recognized by the US Department of Housing and Urban Development (HUD) as a High Performer with a total score of 95 out of 100 via the Public Housing Assessment System, as well as HUD's Section Eight Management Assessment Program (SEMAP) scoring. In addition, all program audits were favorable.



## **CR-35 - Other Actions 91.220(j)-(k); 91.320(i)-(j)**

**Actions taken to remove or ameliorate the negative effects of public policies that serve as barriers to affordable housing such as land use controls, tax policies affecting land, zoning ordinances, building codes, fees and charges, growth limitations, and policies affecting the return on residential investment. 91.220 (j); 91.320 (i)**

As stated in the five-year Con Plan (2020-2024, Section SP-55), there are no identified public policies which have negative effects on affordable housing and residential investment. The Con Plan, however, does note that the lack of affordable housing in Waterbury can be attributed to the following factors:

- High unemployment and lower paying jobs which result in incomes that are not sufficient to afford market-rate housing;
- Shortage of publicly assisted housing, including Section 8 Vouchers and public housing units; and
- Market rents are not adequate to support investment in the rehabilitation or new construction of affordable housing.

## **Actions taken to address obstacles to meeting underserved needs. 91.220(k); 91.320(j)**

The City of Waterbury has a diverse and growing business environment comprised of manufacturing, healthcare, higher education, financial services, utilities, and retail. All of these business sectors maintain a significant representation within the City and provide employment opportunities. The City continues to advance a comprehensive economic development strategy with both public and private investments that are producing solid returns. This strategy is complemented by a partnership with the State to identify and remediate brownfield sites to repurpose former manufacturing facilities into new manufacturing facilities and mixed-use development projects. Further, there is a strong workforce development collaboration between the City's technical career high school, Naugatuck Valley Community College, the Northwest Regional Workforce Investment Board (NRWIB), and Manufacturing Alliance of Connecticut (MASC). This collaborative effort is geared towards producing employment results through the training and placement of individuals into high tech advanced manufacturing jobs. Securing State and Federal grants along with private investment is also an integral component of the City's economic development efforts to revitalize its neighborhoods, infrastructure and increase employment opportunities.

The City continues to train and place its residents into high wage, high tech advanced manufacturing jobs through a collaborative partnership with Naugatuck Valley Community College and NRWIB. During the 2023 Program Year, CDBG funds (\$59,350) were again provided to MASC to pay tuition for 12 low- and moderate-income students by covering the cost of tuition. MASC is a State of Connecticut accredited Post-Secondary School that offers a nationally certified training in the precision parts manufacturing are of Computerized Numeric Control (CNC). CD YR 49 CDBG funding allowed for the 12 low/mod students, who were in need of financial assistance, to enroll in the CNC Entry Level program. This population of students included individuals recently released from incarceration (re-entry),

displaced workers, and veterans. The program provided 240 hours of training, consisting of 60 hours of Blue Print Design and Interpretation Instruction, 60 hours of Industry related Integrated Mathematics instruction, and 120 hours of hands-on instruction on state of the art CNC machines. The program continues to help manufacturers who have expressed a need for entry level CNC operators. Specifically, the program meets one of the Consolidated Plan goals of promoting economic and workforce development. It also assists in helping the re-entry population find employment as well as displaced workers and returning veterans. Specifically, the program meets one of the Consolidated Plan goals of promoting economic and workforce development. It also assists in helping the re-entry population find employment as well as displaced workers and returning veterans.

### **Actions taken to reduce lead-based paint hazards. 91.220(k); 91.320(j)**

The Waterbury Lead and Healthy Homes (WLHH) program is designed to offer funding assistance to abate lead-based paint (LBP) hazards and to eliminate other housing-related matters. The programs goal and priority is to protect children and families from the dangers of LBP. The program is run through the City's Health Department. The program also provides inspections and the preparation of specifications. The program is financed by a HUD Lead Based Paint Hazard Control Grant Program and City in-kind matching funds. As stated in the five-year Con Plan (SP-65), the goal of the program is to remediate or abate 60 units per year. The need for the program is due to the age of the housing stock throughout the City.

The actions carried out through the grant funding are integrated into the overall operation of the City Health Department, with City resources used to assist in program implementation. The HOME program requires assessment and abatement of LBP hazards as part of any rehabilitation project. Further, the WHA requires assessment and abatement of any unit to be occupied by a household with children under the age of six receiving assistance through the Section 8 Voucher Program.

Program details include:

### **Applicants who qualify may receive the following:**

- Financial assistance (UP to \$10,400 per housing unit).
- A comprehensive Lead risk assessment.
- Relocation assistance if necessary.
- Lead hazard educational materials for owners and renters.

### **To be eligible homes must be:**

- Located in Waterbury
- Built before 1978 and current on property tax, mortgage and insurance
- Occupied by or suitable for a child under age 6
- Within HUD regional income requirements for tenants and owner-occupants

Program information and resources are made available to City residents online at:  
<https://www.waterburyct.org/services/health/environmental-health/healthy-home>

#### **Actions taken to reduce LBP hazards (continued)**

As of October 2023, the HUD Lead Hazard Control Grant Program has provided funding assistance to eligible property owners and abated approximately 734 residential units that have been deemed as Lead Safe by health officials. During the period covered by this CAPER, 105 units were addressed. Quantitatively, This figure is more than the amount identified and targeted in the aforementioned Con Plan. The 734 units are listed in the Lead Safe Home Registry, which is maintained by WLHH and periodically updated. The Registry is made available to the public at the link listed above and has been attached to this CAPER.

#### **Actions taken to reduce the number of poverty-level families. 91.220(k); 91.320(j)**

The actions which the City has taken to strengthen its financial stability improve its position in the regional economy and create income producing employment opportunities are key components to this effort.

During the past year, the City used CDBG to fund and support a variety of social service agencies that deliver supportive programs and services to low- and moderate-income individuals. These services and programs often address the many root causes of poverty: low levels of education, lack of skills/training for today's jobs, the need for job re-training, substance abuse, unemployment, addiction, etc. As noted above, the City once again invested in MASC in an effort to provide training for low- and moderate-income students.

The ability to afford housing is a side effect of poverty or low-income. Housing assistance provided by the City through its HOME program and its partnership with housing non-profits are also key components. The City works closely and partners with NRWIB to address the issue of unemployment and job retraining. They serve as a first source referral agency. The City recognizes the importance of a living wage and enforces its local Good Jobs Ordinance that requires hiring certain percentages of local workers based upon the hours worked and training them on publicly funded projects. The City reviewed and amended its Procurement Ordinance in 2014, and made changes to it regarding Section 3; Good Jobs; Minority set-asides and local preferences. The Section 3 amendments strengthen its policy of providing economic opportunities for low-income residents on covered projects. NRWIB is responsible for the administration of both the Good Jobs Ordinance and Section 3 as a result of their extensive experience with unions and jobs programs. As noted in CR-58 of this CAPER, the Section 3 guidelines have been updated to reflect the changes with the new rules under 24 CFR Part 135.

NRWIB and CHD submitted a proposal to implement an employment focused program with a housing support section. The idea would be to use HOME funds to support TBRA coupons to get homeless individuals and their families into housing coupled with an aggressive employment and training program

to keep them there. NRWIB secured a grant from United Way to more fully develop their proposal. They applied to the City during the new Five Year Consolidated Plan (2020-2024) process to include a TBRA program component in its HOME section. They were awarded \$300,000 to carry out the program. As noted in Section CR-20 of this CAPER, the City's goal is to provide Tenant Based Rental Assistance (TBRA) to 20 individuals. The program did not begin this year but is expected to begin in CD YR 50, as current funding ended in April 2024.

The City continues to partner and collaborate with those institutions and agencies that can best address the needs of its most vulnerable residents. The Waterbury Housing Authority (WHA) continues to administer the City's supportive housing services.

#### **Actions taken to develop institutional structure. 91.220(k); 91.320(j)**

The Office of Community Development, under the direction of the Director of Community Development, is responsible for administering, managing, and monitoring the CDBG, HOME, and ESG Programs. The Office of Community Development falls within the City's Finance Department. During the covered program year, the new Community Development Office location was opened at 188 Bank Street. The location provides additional space for staff (as mentioned herein) and subrecipients, and allow greater accessibility to the public. It will also provide a dedicated meeting room for the Citizens Advisory Committee (CAC).

The Waterbury Development Corporation (WDC), the City's designated non-profit economic and community organization, continues to serve as the City's designated economic development agency and works closely with the City's Economic Development Director and the Mayor to manage projects related to the revitalization of brownfields, eliminating urban blight and decay, and managing various construction and capital improvement projects. This team approach has proven beneficial and has been further supported with establishing and maintaining strong relationships and collaborative efforts involving the Connecticut Department of Economic and Community Development (DECD) and Connecticut Department of Transportation (CDOT).

#### **Actions taken to enhance coordination between public and private housing and social service agencies. 91.220(k); 91.320(j)**

The Community Development Office will continue to strengthen the housing capacity of the City in terms of delivering housing programs, building the nonprofit housing organization base in Waterbury, and coordinating housing efforts so that both public and private dollars can be assembled to plan and implement neighborhood housing improvements.

The Continuum of Care (CoC BOS) and the Citizens Advisory Committee (CAC) will continue to assist the City to coordinate public and private housing and social service agencies. The latter plays an integral role in ensuring maximum Citizen Participation and public engagement.

## **Identify actions taken to overcome the effects of any impediments identified in the jurisdictions analysis of impediments to fair housing choice. 91.520(a)**

CD Year 49 was the fourth year of the Analysis of Impediments (AI) to Fair Housing Choice, which was updated with the development of the new five-year Con Plan. The new AI identified seven impediments to fair housing choice:

- Tenants and landlords may lack a knowledge about Fair Housing Laws;
- Persons with Limited-English Proficiency may have difficulty accessing housing and City services;
- There is a lack of accessible units for persons with disabilities;
- There is a lack of affordable housing units within the region;
- Market forces disincentivize the development of new units and property maintenance;
- Discriminatory rental practices;
- Unequal lending practices.

Fair Housing should be a shared opportunity in all neighborhoods in the City of Waterbury. The Fair Housing Officer (FHO) is constantly performing outreach in the community, be it counseling emergency relocation tenants, attending Housing Court, or managing the Nuisance Enforcement Team. During the CD YR 49, the FHO attended and was an active member of the City of Waterbury Human Rights Commission.

The FHO continues to manage the City of Waterbury's Emergency Relocation program ensuring that all displaced tenants receive safe, decent, and sanitary housing. The FHO monitored the Republican American Newspaper, The Hartford Courant and The Connecticut Post classified sections for apartment rentals and home sales. A Fair Housing posting is maintained on the City's website. The FHO attended Land Bank meetings with the city and the steering committee.

- The FHO is a member of the statewide Neighborhood Revitalization NRZ Task Force;
- The FHO successfully ordered two Fair Housing Month billboards for the month of April;
- The FHO had the Board of Alderman pass a resolution proclaiming April 2023 Fair Housing Month in Waterbury
- The FHO is a member of the steering committee of Connecticut Vibrant Communities Coalition.
- A Fair Housing posting is maintained on the City's website.

### **CD YR 48 Relocation (Narrative)**

CDBG Relocation funds totaling \$255,353.00 were spent during the period of October 1, 2023 September 30, 2024. 2,312 bed nights were provided for a cost of \$235,025.00. \$13,838.00 was spent for Replacement Housing Payment (RHP), \$6,490.00 was spent on Fixed Moving Payments. These funds were used to assist thirty-four (34) families, which consisted of sixty-seven (67) adults and Forty-six (46) children. twenty-four (24) of the families had a Female Head of Household. Of the thirty-four (34) families, eight (8) identified as White, of which six (6) identified as White-Hispanic, fourteen (14)

identified as Black and six (6) identified as multi-Racial. twenty-six (26) of the families were extremely low income, six (6) were very low income and two (2) were low income. The thirty-four (34) families were displaced for a variety of reasons, which included: fire, no heat or power, several individuals were living in illegal units, others had no water. Twelve (12) returned to their original unit, fifteen (15) families went to new units, seven (7) families left with no contact information or forwarding address. One (1) of families are still in relocation status.

## **CR-40 - Monitoring 91.220 and 91.230**

**Describe the standards and procedures used to monitor activities carried out in furtherance of the plan and used to ensure long-term compliance with requirements of the programs involved, including minority business outreach and the comprehensive planning requirements**

The City of Waterbury has entered into a subrecipient agreement with each of the agencies. An in-person, mandatory Technical Assistance Meeting was held with the subrecipients in September 2023, with each agency in attendance. These orientations guided the subrecipients through the program, contract and reporting requirements and also the monitoring process. Each agency was electronically sent a Program Handbook, containing all of the necessary contract documents, monitoring and reporting documents; also, the payment request forms and requisition guidelines.

During each program year, an in-house Desk Monitoring is prepared, which consists of: review of the application, contract, timeliness, and quality of the reporting, as well as review of the vouchers and bills, which have been submitted for reimbursement throughout the program year. The desk reviews were performed throughout the program year, and a copy is sent to each sub-recipient along with their Monitoring Notification Letter. This year, all of the on-site monitoring visits were in person. The sub-recipients were able to share some of their innovative ideas and get our feedback on such ideas. Generally, this visit is to provide positive feedback to the sub-recipient about what they have done well and discuss any areas that might require improvement. The sub-recipients have continued to serve our community in the most beneficial ways.

Throughout the year, subrecipients submit vouchers for reimbursement of approved expenses. The city monitors the account balance and reimburses subrecipients, pending compliance, of all financial commitments. Community Development staff maintains regular contact with each agency to ensure the accuracy of their payment requests and to confirm that the programs remain on target with their proposed goals.

Projects are monitored by Community Development staff who make site visits checking on progress and to verify that work is done to the specifications. Meetings are held on-site with the contractors and property owners. Permits, Certificates of Approval, Certificates of Occupancy are obtained when required. All are required to sign off on each payment request before being processed. After projects are completed they receive both on-site and rent and income monitoring to assure long-term compliance.

The City will continued to require general contractors to market their projects to minority and women owned businesses by encouraging them to respond to their ads in local newspapers, minority

publications, the State's Department of Administrative Services lists, local contracting groups and firms they have contracted with in the past.

Onsite monitoring is conducted to ensure owners maintain their properties to HOME's standards and rent and income monitoring to verify the units are being rented to individuals and families that income qualify and the rents are within the HOME Program limits.

#### **Citizen Participation Plan 91.105(d); 91.115(d)**

##### **Describe the efforts to provide citizens with reasonable notice and an opportunity to comment on performance reports.**

Citizens were advised of the availability of the CD YR 49/2023 CAPER through the publication of a public notice on November 27, 2024, in the Republican American, the daily local newspaper, and posting on the City of Waterbury's website. The draft CAPER was also made available in accordance with the City's Citizen Participation Plan (CPP). The fifteen (15) day comment period commenced on November 28, 2024, and ended at 4:30 pm on December 18, 2024. A copy of the public notice has been attached for review. There were no comments received.



**CR-45 - CDBG 91.520(c)**

**Specify the nature of, and reasons for, any changes in the jurisdiction's program objectives and indications of how the jurisdiction would change its programs as a result of its experiences.**

This CAPER covers the fourth year (2023-2024) of the five-year Consolidated Plan (2020-2024). The objectives and anticipated outcomes outlined in the Con Plan, and carried forward in the Annual Action Plan for PY 49, remain relevant; and, as a result of its experiences, the City does not anticipate changing them.

**Does this Jurisdiction have any open Brownfields Economic Development Initiative (BEDI) grants?**

No

**[BEDI grantees] Describe accomplishments and program outcomes during the last year.**

## **CR-50 - HOME 24 CFR 91.520(d)**

### **Include the results of on-site inspections of affordable rental housing assisted under the program to determine compliance with housing codes and other applicable regulations**

Please list those projects that should have been inspected on-site this program year based upon the schedule in 24 CFR §92.504(d). Indicate which of these were inspected and a summary of issues that were detected during the inspection. For those that were not inspected, please indicate the reason and how you will remedy the situation.

- Properties are monitored per 92.504(d). Housing Quality Standards (HQS) inspections were scheduled and performed on properties that were due for an inspection. These inspections are completed by WDC's Neighborhood Housing/Neighborhood Re-Investment Manager, Michael Gilmore, a certified HQS Inspector. Mr. Gilmore stays up to date on any regulatory changes of the HQS Standards. In his role as HQS Inspector, Mr. Gilmore has become very familiar with many of the property owners. An HQS inspection checklist is used and a "Failed Inspection Letter" is sent only when violations are found. Violations that are deemed a safety issue require immediate attention and property owners are given 24 hours to address such issues; other violations are given a 30-day period in which to address the violations. Occasionally, there is an extension period offered if the violations are on the exterior of the property and the weather is not permitting.
- Per the revised HOME regulations, HUD is now requiring ALL of the units in the 1-4 unit properties to be inspected; and that rental housing be inspected 12 months after project completion and every 3 years, thereafter. These new regulations make the scheduling of inspections a bit more complex, as the inspector attempts to do all of the multi-family (1-4) units at the same time. The tenant and the property owner both need to be present at the time of the inspection, allowing both to be notified immediately of any violations.
- Rental and income monitoring of each property is performed on an annual basis, and homeowners are provided with a summary of income and rent limits, utility allowances charts, and lease requirements. Rental property owners are required to fill out and submit the HOME Rental Project Compliance Report (Form 6-D) yearly.

### **Provide an assessment of the jurisdiction's affirmative marketing actions for HOME units. 24 CFR 91.520(e) and 24 CFR 92.351(a)**

- There were no new units on the market this year. Owners rehabbing or constructing projects of five (5) or more units will be required to submit and follow an Affirmative Fair Housing Marketing Plan.

### **Refer to IDIS reports to describe the amount and use of program income for projects, including the number of projects and owner and tenant characteristics**

- No program income was expended this year.

**Describe other actions taken to foster and maintain affordable housing. 24 CFR 91.220(k)  
(STATES ONLY: Including the coordination of LIHTC with the development of affordable housing). 24 CFR 91.320(j)**

- During the covered program year, NEST, formerly Neighborhood Housing Services of Waterbury (NHSW), completed Phase I of the Adams Street Project consisting of two two-unit homes. One is sold and sold quickly, and the second is under contract pending finance approval. The Adams Street Phase II application is incomplete due to the inclusion of a fifth two-unit home on Bishop Street and a home renovation to a sixth single-unit home. There will be eleven (11) total units in Phase II. NEST has been encouraged to obtain revised cost estimates for the revisions and will be submitting applications for approval in December or January. All of the homes will be sold to low-income families at or below 80% of Median Family Income. The City continues its work on infrastructure improvements on Adams Street as part of the project development.
- As noted in previous reports, Lazarus Project, LLC., submitted an application for their 22-unit, Single-Resident Occupancy (SRO) building located at 693 East Main Street. The design was approved by QA+M Architecture and put out to bid. The mandatory walk-through resulted in concerns over the existing foundation's viability and it was decided to pull the RFP and replace the existing foundation with a new one. It is projected that the cost of this project will increase considerably from the original estimate due to the current inflationary period. The project will create a hospitality center for the homeless on the first floor consisting of laundry machines, shower units, and information and access to supportive services. Twenty-two (22) Single-Resident Occupancy (SRO) units will make up the second and third floors. The engineering and redesign of this project is scheduled to be completed in late December, 2024. A new RFP will be published and BOA approval obtained as soon as time allows, and construction will begin at some point during spring 2025.

Additionally, as noted herein, the City is currently developing a new homeowner rehabilitation program funded by HOME Investment Partnership (HOME) funds. The Waterbury HOME Improvement Program (WHIP) recipients were selected via public lottery and it is anticipated that the individual projects, depending upon their scope, will begin in January or February 2025. The program offers income eligible Waterbury homeowners of single-unit, single-family homes with deferred, forgivable loans for rehabilitation costs up to \$30,000 per unit for essential rehabilitation and home improvement purposes. WHIP was designed with a five (5) year affordability period. It will assist in preserving the City's housing stock and contribute to the overall revitalization of our neighborhoods. In CD YR 50 the Office of Community Development will develop a version of WHIP called, Waterbury Emergency Repair Program (WERP, but we're open to other suggestions). This program will serve a greater number of residents by focusing on smaller and more essential repairs, such as roof repair, furnace, asbestos abatement, and other repairs related to health, safety and livability. The development of WHIP will serve as a guideline for this next iteration.



## CR-58 – Section 3

Identify the number of individuals assisted and the types of assistance provided

| Total Labor Hours                     | CDBG | HOME | ESG | HOPWA | HTF |
|---------------------------------------|------|------|-----|-------|-----|
| Total Number of Activities            | 1    | 0    | 0   | 0     | 0   |
| Total Labor Hours                     | 311  |      |     |       |     |
| Total Section 3 Worker Hours          | 0    |      |     |       |     |
| Total Targeted Section 3 Worker Hours | 0    |      |     |       |     |

**Table 14 – Total Labor Hours**

| Qualitative Efforts - Number of Activities by Program   | CDBG | HOME | ESG | HOPWA | HTF |
|---|------|------|-----|-------|-----|
| Outreach efforts to generate job applicants who are Public Housing Targeted Workers   | 1    |      |     |       |     |
| Outreach efforts to generate job applicants who are Other Funding Targeted Workers.   |      |      |     |       |     |
| Direct, on-the job training (including apprenticeships).  |      |      |     |       |     |
| Indirect training such as arranging for, contracting for, or paying tuition for, off-site training.   |      |      |     |       |     |
| Technical assistance to help Section 3 workers compete for jobs (e.g., resume assistance, coaching).  | 1    |      |     |       |     |
| Outreach efforts to identify and secure bids from Section 3 business concerns.  |      |      |     |       |     |
| Technical assistance to help Section 3 business concerns understand and bid on contracts.   |      |      |     |       |     |
| Division of contracts into smaller jobs to facilitate participation by Section 3 business concerns.   |      |      |     |       |     |
| Provided or connected residents with assistance in seeking employment including: drafting resumes, preparing for interviews, finding job opportunities, connecting residents to job placement services. | 1    |      |     |       |     |
| Held one or more job fairs.   |      |      |     |       |     |
| Provided or connected residents with supportive services that can provide direct services or referrals.   | 1    |      |     |       |     |
| Provided or connected residents with supportive services that provide one or more of the following: work readiness health screenings, interview clothing, uniforms, test fees, transportation.          |      |      |     |       |     |
| Assisted residents with finding child care.   |      |      |     |       |     |
| Assisted residents to apply for, or attend community college or a four year educational institution.  |      |      |     |       |     |
| Assisted residents to apply for, or attend vocational/technical training.   | 1    |      |     |       |     |
| Assisted residents to obtain financial literacy training and/or coaching.   |      |      |     |       |     |
| Bonding assistance, guaranties, or other efforts to support viable bids from Section 3 business concerns.   |      |      |     |       |     |
| Provided or connected residents with training on computer use or online technologies.   | 1    |      |     |       |     |
| Promoting the use of a business registry designed to create opportunities for disadvantaged and small businesses.   |      |      |     |       |     |
| Outreach, engagement, or referrals with the state one-stop system, as designed in Section 121(e)(2) of the Workforce Innovation and Opportunity Act.  | 1    |      |     |       |     |

|        |  |  |  |  |  |
|--------|--|--|--|--|--|
| Other. |  |  |  |  |  |
|--------|--|--|--|--|--|

**Table 15 – Qualitative Efforts - Number of Activities by Program**

## Narrative

On October 29, 2020 HUD made effective the Final Rule, which set new benchmarks for Section 3 under 24 CFR 75. Section 3 helps to establish more economically sustainable communities by ensuring that employment and other economic opportunities generated by Federal assistance for development programs are directed towards very low- and low-income persons to the greatest extent possible, and in particular to those who are recipients of the Federal assistance. The Final Rule changes tracking the number of qualified new hires in Section 3 projects, to tracking the total labor hours worked.

Section 3 Projects cover housing rehab/construction and public improvement construction activities assisted under HUD grant programs that provide housing and community development financial assistance that exceeds a threshold of \$200,000. As indicated in the table above, the City had one activity that met the threshold as defined as a Section 3 project. For more information, see the attached IDIS Section 3 report from NRWIB. Please note that the work performed is by Licensed professionals. The majority of Sec 3 residents do not possess the licenses to perform work on this particular project.

The City of Waterbury and the Northwest Regional Workforce Investment Board have remained committed to assisting the residents of the city in preparing for entry into meaningful employment. As the skill gap continues to widen and the demand for skilled workers continues to rise, both the city and NRWIB understand and embrace their roles in preparing individuals for both entry level and mid-level employment opportunities.

**Attachment**

**CD YR 49 CAPER Cover**

# **CONSOLIDATED ANNUAL PERFORMANCE AND EVALUATION REPORT**

**Program Year 49**

**October 1, 2023 – September 30, 2024**



City of Waterbury  
Paul K. Pernerewski, Jr., Mayor

Submitted by:  
City of Waterbury  
Office of Community Development



# CD YR 49 SAGE ESG CAPER

11/20/24, 11:02 AM

Sage: Reports: Submission Overview: ESG: CAPER



## Submission Overview: ESG: CAPER

Report: CAPER

Period: 10/1/2023 - 9/30/2024

Your user level here: Data Entry

### Step 1: Dates

10/1/2023 to 9/30/2024

### Step 2: Contact Information

First Name: John  
Middle Name:  
Last Name: Goggin  
Suffix:  
Title: Program Specialist  
Street Address 1: 189 Bank Street  
Street Address 2:  
City: Waterbury  
State: Connecticut  
ZIP Code: 06702  
E-mail Address: jgoggin@waterburyc.org  
Phone Number: (203)346-3810  
Extension: 4629  
Fax Number:

### Step 4: Grant Information

#### Emergency Shelter Rehab/Conversion

Did you create additional shelter beds/units through an ESG-funded rehab project?

Did you create additional shelter beds/units through an ESG-funded conversion project?

#### Data Participation Information

Are there any funded projects, except HMIS or Admin, which are not listed on the Project Links and Uploads form? This includes projects in the HMIS and VSP.

[https://www.esghmis.info/secure/reports/Itempageesgselectio.aspx?reportID=310&client\\_ID=7958&157.1310=11979&lk=17513&src.execute=inv.d...](https://www.esghmis.info/secure/reports/Itempageesgselectio.aspx?reportID=310&client_ID=7958&157.1310=11979&lk=17513&src.execute=inv.d...) 1/5

**Step 5: Project Outcomes**

*Project outcomes are required for all CAPERS where the program year start date is 1-1-2021 or later. This form replaces the narrative in CR-70 of the eCO State.*

From the Action Plan that covered ESG for this reporting period copy and paste or retype the information in Question 5 on screen AP-90: "Describe performance standards for evaluating ESG."

The City of Waterbury requires every recipient of Consolidated Plan funds to identify measurable outcomes relative to their program. This information is used to monitor program performance along with the monthly direct benefit activity reports (DBARs). The inform recipients includes the following:

Total number of households/persons assisted

Total number of extremely low, low-, and moderate-income persons or households

Demographic breakdown of persons/households assisted

Description of special needs (disability, frail elderly, chronic homeless, etc.)

Percent of total project or program that the ESG funds represent

Amount of funds leveraged

Amount and source of match

Number of homeless persons that obtained permanent housing

During the upcoming program year, these standards may be expanded in consultation with the CAN so that additional performance measurements can be taken. These include the effectiveness of each service provider in targeting its assistance to those who need reducing the number of people living on the streets or in shelters; shortening the time people spend homeless, and reducing each participant's housing barriers or housing-stability risks. The HMIS (Empowered Case Management) software has the ability to track performance standards so that a better determination of program success can be gauged.

The City of Waterbury and many other service providers, government agencies, the Waterbury Housing Authority, private landlords, a consumers (formerly homeless) belong to the Waterbury CAN and sit on several of the committees. The current committee structure around the CAN.

As developing the performance standards for activities funded under ESG will be an ongoing process, the City will seek input and participation from the CAN in its efforts to determine standards, policies, and procedures.

*Based on the information from the Action Plan response previously provided to HUD:*

1. Briefly describe how you met the performance standards identified in A-90 this program year. If they are not measurable as written type in N/A as the answer.

As identified in the above section, the City's three (3) ESG recipients identified measurable outcomes through the submission of qualitative and data reports, as well as a close out report at the end of the covered program year. These reports also provide financial such as leveraging funds and matching funds. The City then used these reports to assess the ESG recipients performance. A table is available in the associated 2023 CAPER, Section CR05 Goals and Outcomes.

The City's three (3) ESG subrecipients, Safe Haven of Greater Waterbury, St. Vincent DePaul, and Salvation Army all continue to work improved care for the City's homeless and at risk of homelessness populations. This covered program year these ESG subrecipients individuals with emergency shelter, including 567 households. They also assisted 61 individuals with homeless prevention services, 70 with Rapid Re-Housing.

Each subrecipient of ESG funds has adopted the CDC's Housing First Policy in order to get people out of the shelters and into housing as possible. While this has worked with those families and individuals who have not endured long periods of homelessness, it has not well with the chronically homeless and those who suffer from mental health and/or substance abuse issues. This program year, each had to continue facing the ongoing and lasting impacts of the COVID-19 pandemic, which has amplified the difficulties of finding housing employment for these populations.

2. Briefly describe what you did not meet and why. If they are not measurable as written type in N/A as the answer.

N/A

OR

3. If your standards were not written as measurable, provide a sample of what you will change them to in the future? If they were measurable and you are type in N/A as the answer.

In addition to above referenced information, the Office of Community Development, will in future years, incorporate more measurable performance standards, where necessary and applicable.

## Step 5: Financial Information

## ESG Information from IDIS

As of 11/15/2024

| FY    | Grant Number | Current Authorized Amount | Funds Committed By Recipient | Funds Drawn    | Balance Remaining | Obligation |
|-------|--------------|---------------------------|------------------------------|----------------|-------------------|------------|
| 2023  | E23MC090016  | \$186,749.00              | \$172,743.00                 | \$122,959.13   | \$65,790.87       | 9/18/2023  |
| 2022  | E22MC090016  | \$187,895.00              | \$197,839.00                 | \$167,969.00   | \$0               | 8/23/2023  |
| 2021  | E21MC090016  | \$190,972.00              | \$190,972.00                 | \$190,972.00   | \$0               | 9/28/2021  |
| 2020  | E20MC090016  | \$186,821.00              | \$186,821.00                 | \$166,821.00   | \$0               | 8/26/2020  |
| 2019  | E19MC090016  | \$182,111.00              | \$182,111.00                 | \$182,111.00   | \$0               | 9/11/2019  |
| 2018  | E18MC090016  | \$175,851.00              | \$175,851.00                 | \$175,851.00   | \$0               | 9/19/2018  |
| 2017  | E17MC090016  | \$172,597.00              | \$172,597.00                 | \$172,597.00   | \$0               | 9/22/2017  |
| 2016  | E16MC090016  | \$170,015.00              | \$170,015.00                 | \$170,015.00   | \$0               | 9/7/2016   |
| 2015  | E15MC090016  | \$170,559.00              | \$170,559.00                 | \$170,559.00   | \$0               | 9/23/2015  |
| Total |              | \$1,822,760.00            | \$1,809,774.00               | \$1,858,949.13 | \$63,790.87       |            |

| Expenditures   | 2024 | 2023       | 2022 | 2021 | 2020 | 2019 |
|--|------|------------|------|------|------|------|
|  | No   | Yes        | No   | No   | No   |      |
| FY2023 Annual ESG Funds for                                  |      |            |      |      |      |      |
| Non-COVID  |      |            |      |      |      |      |
| Homelessness Prevention                                      |      |            |      |      |      |      |
| Rental Assistance  |      | 27,894.00  |      |      |      |      |
| Relocation and Stabilization Services - Financial Assistance |      |            |      |      |      |      |
| Relocation and Stabilization Services - Services             |      |            |      |      |      |      |
| Hazard Pay (unique activity)                                 |      |            |      |      |      |      |
| Landlord Incentives (unique activity)                        |      |            |      |      |      |      |
| Volunteer Incentives (unique activity)                       |      |            |      |      |      |      |
| Training (unique activity)                                   |      |            |      |      |      |      |
| Homeless Prevention Expenses                                 |      | 27,894.00  |      |      |      |      |
| FY2023 Annual ESG Funds for                                  |      |            |      |      |      |      |
| Non-COVID  |      |            |      |      |      |      |
| Rapid Re-Housing   |      |            |      |      |      |      |
| Rental Assistance  |      | 32,800.00  |      |      |      |      |
| Relocation and Stabilization Services - Financial Assistance |      |            |      |      |      |      |
| Relocation and Stabilization Services - Services             |      |            |      |      |      |      |
| Hazard Pay (unique activity)                                 |      |            |      |      |      |      |
| Landlord Incentives (unique activity)                        |      |            |      |      |      |      |
| Volunteer Incentives (unique activity)                       |      |            |      |      |      |      |
| Training (unique activity)                                   |      |            |      |      |      |      |
| RRH Expenses   |      | 32,800.00  |      |      |      |      |
| FY2023 Annual ESG Funds for                                  |      |            |      |      |      |      |
| Non-COVID  |      |            |      |      |      |      |
| Emergency Shelter  |      |            |      |      |      |      |
| Essential Services   |      |            |      |      |      |      |
| Operations   |      | 112,049.00 |      |      |      |      |
| Renovation   |      |            |      |      |      |      |
| Major Rehab  |      |            |      |      |      |      |

[https://www.esghmhs.nfsssecure/records/11/terpages/qslastic.aspx?reportID=310&client\\_ID=768993167.4340=149199&urlp=14913&urlpaccount=true...](https://www.esghmhs.nfsssecure/records/11/terpages/qslastic.aspx?reportID=310&client_ID=768993167.4340=149199&urlp=14913&urlpaccount=true...)

11/21/24, 11:42 AM

Seg. Report: Submission Overview: ESG: CAPER

|  |                             |
|--|-----------------------------|
| Conversion   |                             |
| Hazard Pay (unique activity)   |                             |
| Volunteer Incentives (unique activity)                                   |                             |
| Training (unique activity)   |                             |
| Emergency Shelter Expenses   | 112,649.00                  |
|  | FY2023 Annual ESG Funds for |
|  | Non-COVID                   |
| <b>Temporary Emergency Shelter</b>                                       |                             |
| Essential Services   |                             |
| Operations   |                             |
| Leasing existing real property or temporary structures                   |                             |
| Acquisition  |                             |
| Renovation   |                             |
| Hazard Pay (unique activity)   |                             |
| Volunteer Incentives (unique activity)                                   |                             |
| Training (unique activity)   |                             |
| Other Shelter Costs  |                             |
| Temporary Emergency Shelter Expenses                                     |                             |
|  | FY2023 Annual ESG Funds for |
|  | Non-COVID                   |
| <b>Street Outreach</b>   |                             |
| Essential Services   |                             |
| Hazard Pay (unique activity)   |                             |
| Volunteer Incentives (unique activity)                                   |                             |
| Training (unique activity)   |                             |
| Handwashing Stations/Portable Bathrooms (unique activity)                |                             |
| Street Outreach Expenses   | 0.00                        |
|  | FY2023 Annual ESG Funds for |
|  | Non-COVID                   |
| <b>Other ESG Expenditures</b>  |                             |
| Cell Phones - for persons in Co/VID-19 funded projects (unique activity) |                             |
| Coordinated Entry COVID Enhancements (unique activity)                   |                             |
| Training (unique activity)   |                             |
| Vaccine Incentives (unique activity)                                     |                             |
| HMIS   |                             |
| Administration   |                             |
| Other Expenses   | 0.00                        |
|  | FY2023 Annual ESG Funds for |
|  | Non-COVID                   |
| <b>Total Expenditures</b>  | 172,743.00                  |
| Match  | 177,332.00                  |
| <b>Total ESG expenditures plus match</b>                                 | 350,075.00                  |

Total expenditures plus match for all years

[https://www.esgelnis.info/secure/reports/fillterpages/galactic.aspx?reportID=313&client\\_ID=7388&157.1310-1/9158&id=149-98&autoexecute=true...](https://www.esgelnis.info/secure/reports/fillterpages/galactic.aspx?reportID=313&client_ID=7388&157.1310-1/9158&id=149-98&autoexecute=true...) 4/5

## Step 7: Sources of Match

|  | FY2024 | FY2023       | FY2022 | FY2021 | FY2020 | FY2019 | FY2018 | FY2017 | FY2016 |
|--|--------|--------------|--------|--------|--------|--------|--------|--------|--------|
| Total regular ESGs plus COVID expand times brought forward | \$0.00 | \$172,743.00 | \$0.00 | \$0.00 | \$0.00 | \$0.00 | \$0.00 | \$0.00 | \$0.00 |
| Total ESG used for COVID brought forward                   | \$0.00 | \$0.00       | \$0.00 | \$0.00 | \$0.00 | \$0.00 | \$0.00 | \$0.00 | \$0.00 |
| Total ESG used for regular expenses which requires a match | \$0.00 | \$172,743.00 | \$0.00 | \$0.00 | \$0.00 | \$0.00 | \$0.00 | \$0.00 | \$0.00 |
| Match numbers from financial form                          | \$0.00 | \$177,332.00 | \$0.00 | \$0.00 | \$0.00 | \$0.00 | \$0.00 | \$0.00 | \$0.00 |
| Match Percentage   | 0%     | 102.65%      | 0%     | 0%     | 0%     | 0%     | 0%     | 0%     | 0%     |

## Match Source FY2024 FY2023 FY2022 FY2021 FY2020 FY2019 FY2018 FY2017 FY2016 FY2015

Other Non-ESG ILCD Funds

Other Federal Funds

State Government

Local Government

Private Funds

177,332.00

Other

Fees

Program Income

Total Cash Match

|      |            |      |      |      |      |      |      |      |      |
|------|------------|------|------|------|------|------|------|------|------|
| 0.00 | 177,332.00 | 0.00 | 0.00 | 0.00 | 0.00 | 0.00 | 0.00 | 0.00 | 0.00 |
|------|------------|------|------|------|------|------|------|------|------|

Non-Cash Match

Total Match

|      |            |      |      |      |      |      |      |      |      |
|------|------------|------|------|------|------|------|------|------|------|
| 0.00 | 177,332.00 | 0.00 | 0.00 | 0.00 | 0.00 | 0.00 | 0.00 | 0.00 | 0.00 |
|------|------------|------|------|------|------|------|------|------|------|

## Step 8: Program Income

Program Income is the income received by the recipient or subrecipient directly generated by a grant supported activity. Program Income is defined. More information is also available in the ESG CAPER Guidebook in the resources tab above.

Did the recipient earn program income from any ESG project during the program year?



## HUD ESG CAPER - CSV upload only

Report: CAPER Period: Your user level here: Data Entry

## Q04a: Project Identifiers in HMIS

| Organization Name               | Organization ID | Project Name        | Project ID          | HMIS Project Type | Method for Tracking ES | Affiliated with a residential project | Project IDs of affiliations | CoC Number | Geocode | Victim Service Provider |
|---------------------------------|-----------------|---------------------|---------------------|-------------------|------------------------|---------------------------------------|-----------------------------|------------|---------|-------------------------|
| Safe Haven of Greater Waterbury |                 | Emergency Shelter-1 | Emergency Shelter-1 | 1                 |                        |                                       | 1                           | CT-500     | 91134   | 1                       |

CSV uploads containing multiple project rows in Q4 will display as separate rows here using the same value in Project Info Row ID.

## Q05a: Report Validations Table

| Category  | Count of Clients for DQ | Count of Clients |
|---|-------------------------|------------------|
| Total Number of Persons Served  | 59                      | 59               |
| Number of Adults (Age 18 or Over)                                     | 24                      | 24               |
| Number of Children (Under Age 18)                                     | 35                      | 35               |
| Number of Persons with Unknown Age                                    | 0                       | 0                |
| Number of Leavers   | 24                      | 24               |
| Number of Adult Leavers   | 11                      | 11               |
| Number of Adult and Head of Household Leavers                         | 11                      | 11               |
| Number of Stayers   | 35                      | 35               |
| Number of Adult Stayers   | 13                      | 13               |
| Number of Veterans  | 0                       | 0                |
| Number of Chronically Homeless Persons                                | 1                       | 1                |
| Number of Youth Under Age 25  | 4                       | 4                |
| Number of Fanning Youth Under Age 25 with Children                    | 4                       | 4                |
| Number of Adult Heads of Household                                    | 24                      | 24               |
| Number of Child and Unknown-Age Heads of Household                    | 0                       | 0                |
| Heads of Households and Adult Stayers in the Project 365 Days or More | 6                       | 6                |

Effective 1/1/2023, this question includes separate columns for totals relevant to the DQ questions and totals relevant to the entire APR. Data uploaded prior to 1/1/2023 has been bulk updated to use the same totals for both columns in order to support calculations in the Aggregator.

**Q06a: Data Quality: Personally Identifying Information**

|                        | Client Doesn't Know/Prefer Not to Answer | Information Missing | Data Issues | Total | % of Issue Rate |
|------------------------|--|---------------------|-------------|-------|-----------------|
| Name                   | 0  | 0                   | 0           | 0     | 0%              |
| Social Security Number | 0  | 59                  | 0           | 59    | 100.00%         |
| Date of Birth          | 0  | 0                   | 0           | 0     | 0%              |
| Race/Ethnicity         | 9  | 2                   | 0           | 11    | 18.64%          |
| Gender                 | 0  | 2                   | 0           | 2     | 0%              |
| Overall Score          | 0  | 0                   | 0           | 59    | 100.00%         |

New as of 10/1/2023.

Numbers in green italics have been recalculated or weighted based on available totals.

**Q06b: Data Quality: Universal Data Elements**

| Data Element                      | Client Doesn't Know/Prefer Not to Answer | Information Missing | Data Issues | Total | % of Issue Rate |
|-----------------------------------|--|---------------------|-------------|-------|-----------------|
| Veteran Status                    | 0  | 0                   | 0           | 0     | 0%              |
| Project Start Date                | 0  | 0                   | 0           | 0     | 0%              |
| Relationship to Head of Household | 0  | 0                   | 0           | 0     | 0%              |
| Enrollment Code                   | 0  | 0                   | 0           | 0     | 0%              |
| Disabling Condition               | 0  | 0                   | 0           | 0     | 0%              |

Numbers in green italics have been recalculated or weighted based on available totals.

**Q06c: Data Quality: Income and Housing Data Quality**

| Data Element                            | Client Doesn't Know/Prefer Not to Answer | Information Missing | Data Issues | Total | % of Error Rate |
|---|--|---------------------|-------------|-------|-----------------|
| Destination                             | 0  | 0                   | 0           | 0     | 0%              |
| Income and Sources at Start             | 0  | 0                   | 0           | 0     | 0%              |
| Income and Sources at Annual Assessment | 0  | 0                   | 0           | 0     | 100.00%         |
| Income and Sources at Exit              | 0  | 0                   | 0           | 0     | 0%              |

Numbers in green italics have been recalculated or weighted based on available totals.

**Q06d: Data Quality: Chronic Homelessness**

| Entering into project type         | Count of Total Records | Missing Time in Institution | Missing Time in Housing | Approximate Date Started DK/R/missing | Number of Times DK/R/missing | Number of Months DK/R/missing |
|------------------------------------|------------------------|-----------------------------|-------------------------|---------------------------------------|------------------------------|-------------------------------|
| ES EE, ES-NBN, SH, Street Outreach | 59                     | 0                           | 0                       | 0                                     | 43                           | 36                            |
| TH                                 | 0                      | 0                           | 0                       | 0                                     | 0                            | 0                             |
| PH (All)                           | 0                      | 0                           | 0                       | 0                                     | 0                            | 0                             |
| GP                                 | 0                      | 0                           | 0                       | 0                                     | 0                            | 0                             |
| SSO, Day Shelter, HP               | 0                      | 0                           | 0                       | 0                                     | 0                            | 0                             |
| Total                              | 59                     | 0                           | 0                       | 0                                     | 43                           | 36                            |

Numbers in green italics have been recalculated or weighted based on available totals.

**Q06e: Data Quality: Timeliness**

| Time for Record Entry | Number of Project Start Records | Number of Project Exit Records |
|-----------------------|---------------------------------|--------------------------------|
| < 3 days              | 0                               | 0                              |
| 3-5 days              | 12                              | 5                              |
| 1-3 Days              | 23                              | 2                              |
| 4-6 Days              | 8                               | 0                              |
| 7-10 Days             | 0                               | 3                              |
| 11+ Days              | 15                              | 10                             |

**Q06f: Data Quality: Inactive Records: Street Outreach & Emergency Shelter**

| Data Element   | # of Records | # of Inactive Records | % of Inactive Records |
|--|--------------|-----------------------|-----------------------|
| Contact (Adults and Heads of Household in Street Outreach or ES - Nth) | 0            | 0                     | 0                     |
| Bed Night (All Clients in ES - Nth)                                    | 0            | 0                     | 0                     |

Numbers in green italics have been recalculated or weighted based on available totals.

**Q07a: Number of Persons Served**

|  | Total     | Without Children | With Children and Adults | With Only Children | Unknown Type |
|--|-----------|------------------|--------------------------|--------------------|--------------|
| Adults   | 24        | 2                | 22                       | 0                  | 0            |
| Children   | 35        | 0                | 33                       | 0                  | 0            |
| Client Doesn't Know/Prefers Not to Answer                        | 0         | 0                | 0                        | 0                  | 0            |
| Data Not Collected   | 0         | 0                | 0                        | 0                  | 0            |
| <b>Total</b>   | <b>59</b> | <b>4</b>         | <b>55</b>                | <b>0</b>           | <b>0</b>     |
| For PSI1 & RR4 - the total persons served who moved into housing | 0         | 0                | 0                        | 0                  | 0            |

**Q07b: Point-in-Time Count of Persons on the Last Wednesday**

|         | Total | Without Children | With Children and Adults | With Only Children | Unknown Household Type |
|---------|-------|------------------|--------------------------|--------------------|------------------------|
| January | 27    | 2                | 25                       | 0                  | 0                      |
| April   | 35    | 2                | 34                       | 0                  | 0                      |
| July    | 37    | 2                | 35                       | 0                  | 0                      |
| October | 22    | 2                | 20                       | 0                  | 0                      |

**Q08a: Households Served**

|   | Total | Without Children | With Children and Adults | With Only Children | Unknown Type |
|---|-------|------------------|--------------------------|--------------------|--------------|
| Total Households  | 24    | 2                | 22                       | 0                  | 0            |
| For PSI1 & RR4 - the total households served who moved into housing | 0     | 0                | 0                        | 0                  | 0            |



**Q08b: Point-in-Time Count of Households on the Last Wednesday**

|         | Total | Without Children | With Children and Adults | With Only Children | Unknown Household Type |
|---------|-------|------------------|--------------------------|--------------------|------------------------|
| January | 10    | 0                | 10                       | 0                  | 0                      |
| April   | 13    | 0                | 13                       | 0                  | 0                      |
| July    | 14    | 0                | 14                       | 0                  | 0                      |
| October | 9     | 0                | 9                        | 0                  | 0                      |

**Q09a: Number of Persons Contacted**

| Number of Persons Contacted | All Persons Contacted | First contact - NOT staying on the Streets, ES-EE, ES-NbN, or SH | First contact - WAS staying on Streets, ES-EE, ES-NbN, or SH | First contact to determine |
|-----------------------------|-----------------------|--|--|----------------------------|
| Once                        | 0                     | 0  | 0  | 0                          |
| 2-5 Times                   | 0                     | 0  | 0  | 0                          |
| 6-9 Times                   | 0                     | 0  | 0  | 0                          |
| 10+ Times                   | 0                     | 0  | 0  | 0                          |
| Total Persons Contacted     | 0                     | 0  | 0  | 0                          |

**Q09b: Number of Persons Newly Engaged**

| Number of Persons Engaged | All Persons Engaged | First contact - NOT staying on the Streets, ES-EE, ES-NbN, or SH | First contact - WAS staying on Streets, ES-EE, ES-NbN, or SH | First contact to determine |
|---------------------------|---------------------|--|--|----------------------------|
| Once                      | 0                   | 0  | 0  | 0                          |
| 2-5 Contacts              | 0                   | 0  | 0  | 0                          |
| 6-9 Contacts              | 0                   | 0  | 0  | 0                          |
| 10+ Contacts              | 0                   | 0  | 0  | 0                          |
| Total Persons Engaged     | 0                   | 0  | 0  | 0                          |

Rate of Engagement

Numbers in green italics have been recalculated or weighted based on available totals.

## Q10a: Gender

|   | Total     | Without Children | With Children and Adults | With Only Children | Unknown Household Type |
|---|-----------|------------------|--------------------------|--------------------|------------------------|
| Woman   | 35        | 3                | 33                       | 0                  | 0                      |
| Man   | 21        | 1                | 20                       | 0                  | 0                      |
| Culturally Specific Identity                    | 0         | 0                | 0                        | 0                  | 0                      |
| Transgender                                     | 0         | 0                | 0                        | 0                  | 0                      |
| Non-Binary                                      | 0         | 0                | 0                        | 0                  | 0                      |
| Questioning                                     | 0         | 0                | 0                        | 0                  | 0                      |
| Different Identity                              | 0         | 0                | 0                        | 0                  | 0                      |
| Woman/Man                                       | 0         | 0                | 0                        | 0                  | 0                      |
| Woman/Culturally Specific Identity              | 0         | 0                | 0                        | 0                  | 0                      |
| Woman/Transgender                               | 0         | 0                | 0                        | 0                  | 0                      |
| Woman/Non-Binary                                | 0         | 0                | 0                        | 0                  | 0                      |
| Woman/Questioning                               | 0         | 0                | 0                        | 0                  | 0                      |
| Woman/Different Identity                        | 0         | 0                | 0                        | 0                  | 0                      |
| Man/Culturally Specific Identity                | 0         | 0                | 0                        | 0                  | 0                      |
| Man/Transgender                                 | 0         | 0                | 0                        | 0                  | 0                      |
| Man/Non-Binary                                  | 0         | 0                | 0                        | 0                  | 0                      |
| Man/Questioning                                 | 0         | 0                | 0                        | 0                  | 0                      |
| Man/Different Identity                          | 0         | 0                | 0                        | 0                  | 0                      |
| Culturally Specific Identity/Transgender        | 0         | 0                | 0                        | 0                  | 0                      |
| Culturally Specific Identity/Non-Binary         | 0         | 0                | 0                        | 0                  | 0                      |
| Culturally Specific Identity/Questioning        | 0         | 0                | 0                        | 0                  | 0                      |
| Culturally Specific Identity/Different Identity | 0         | 0                | 0                        | 0                  | 0                      |
| Transgender/Non-Binary                          | 0         | 0                | 0                        | 0                  | 0                      |
| Transgender/Questioning                         | 0         | 0                | 0                        | 0                  | 0                      |
| Transgender/Different Identity                  | 0         | 0                | 0                        | 0                  | 0                      |
| Non-Binary/Questioning                          | 0         | 0                | 0                        | 0                  | 0                      |
| Non-Binary/Different Identity                   | 0         | 0                | 0                        | 0                  | 0                      |
| Questioning/Different Identity                  | 0         | 0                | 0                        | 0                  | 0                      |
| More than 2 Gender Identities Selected          | 0         | 0                | 0                        | 0                  | 0                      |
| Client Doesn't Know/Prefer Not to Answer        | 0         | 0                | 0                        | 0                  | 0                      |
| Data Not Collected                              | 2         | 0                | 2                        | 0                  | 0                      |
| <b>Total</b>                                    | <b>56</b> | <b>4</b>         | <b>55</b>                | <b>0</b>           | <b>0</b>               |

New as of 10/1/2023.

## Q10d: Gender by Age Ranges

|   | Total | Under Age 18 | Age 18-24 | Age 25-64 | Age 65+ | Client Doesn't Know/Prefers Not to Answer |
|---|-------|--------------|-----------|-----------|---------|---|
| Women   | 36    | 14           | 4         | 19        | 0       | 0   |
| Man   | 21    | 19           | 1         | 1         | 0       | 0   |
| Culturally Specific Identity                    | 0     | 0            | 0         | 0         | 0       | 0   |
| Transgender                                     | 0     | 0            | 0         | 0         | 0       | 0   |
| Non-Binary                                      | 0     | 0            | 0         | 0         | 0       | 0   |
| Questioning                                     | 0     | 0            | 0         | 0         | 0       | 0   |
| Different Identity                              | 3     | 0            | 0         | 0         | 0       | 0   |
| Woman/Man                                       | 3     | 0            | 0         | 0         | 0       | 0   |
| Woman/Culturally Specific Identity              | 0     | 0            | 0         | 0         | 0       | 0   |
| Woman/Transgender                               | 0     | 0            | 0         | 0         | 0       | 0   |
| Woman/Non-Binary                                | 0     | 0            | 0         | 0         | 0       | 0   |
| Woman/Questioning                               | 0     | 0            | 0         | 0         | 0       | 0   |
| Woman/Different Identity                        | 0     | 0            | 0         | 0         | 0       | 0   |
| Man/Culturally Specific Identity                | 0     | 0            | 0         | 0         | 0       | 0   |
| Man/Transgender                                 | 0     | 0            | 0         | 0         | 0       | 0   |
| Man/Non-Binary                                  | 0     | 0            | 0         | 0         | 0       | 0   |
| Man/Questioning                                 | 0     | 0            | 0         | 0         | 0       | 0   |
| Man/Different Identity                          | 0     | 0            | 0         | 0         | 0       | 0   |
| Culturally Specific Identity/Transgender        | 0     | 0            | 0         | 0         | 0       | 0   |
| Culturally Specific Identity/Non-Binary         | 0     | 0            | 0         | 0         | 0       | 0   |
| Culturally Specific Identity/Questioning        | 0     | 0            | 0         | 0         | 0       | 0   |
| Culturally Specific Identity/Different Identity | 0     | 0            | 0         | 0         | 0       | 0   |
| Transgender/Non-Binary                          | 0     | 0            | 0         | 0         | 0       | 0   |
| Transgender/Questioning                         | 0     | 0            | 0         | 0         | 0       | 0   |
| Transgender/Different Identity                  | 0     | 0            | 0         | 0         | 0       | 0   |
| Non-Binary/Questioning                          | 0     | 0            | 0         | 0         | 0       | 0   |
| Non-Binary/Different Identity                   | 0     | 0            | 0         | 0         | 0       | 0   |
| Questioning/Different Identity                  | 0     | 0            | 0         | 0         | 0       | 0   |
| More than 2 Gender Identities Selected          | 0     | 0            | 0         | 0         | 0       | 0   |
| Client Doesn't Know/Prefers Not to Answer       | 0     | 0            | 0         | 0         | 0       | 0   |
| Data Not Collected                              | 2     | 2            | 0         | 0         | 0       | 0   |
| Total   | 59    | 35           | 5         | 19        | 0       | 0   |

Now as of 10/1/2028.

**Q11: Age**

|  | Total | Without Children | With Children and Adults | With Only Children | Unknown Household Typ |
|--|-------|------------------|--------------------------|--------------------|-----------------------|
| Under 5                                  | 17    | 0                | 16                       | 1                  | 0                     |
| 5-12                                     | 16    | 0                | 15                       | 1                  | 0                     |
| 13-17                                    | 2     | 0                | 2                        | 0                  | 0                     |
| 18-24                                    | 5     | 1                | 4                        | 0                  | 0                     |
| 25-34                                    | 11    | 0                | 11                       | 0                  | 0                     |
| 35-44                                    | 7     | 1                | 5                        | 0                  | 0                     |
| 45-54                                    | 1     | 0                | 1                        | 0                  | 0                     |
| 55-64                                    | 0     | 0                | 0                        | 0                  | 0                     |
| 65+                                      | 0     | 0                | 0                        | 0                  | 0                     |
| Client Doesn't Know/Refers Not to Answer | 0     | 0                | 0                        | 0                  | 0                     |
| Data Not Collected                       | 0     | 0                | 0                        | 0                  | 0                     |
| Total                                    | 69    | 4                | 55                       | 0                  | 0                     |

News as of 10/1/2023.

## Q12: Race and Ethnicity

|   | Total | Without Children | With Children and Adults | With Only Children | Unl Typ |
|---|-------|------------------|--------------------------|--------------------|---------|
| American Indian, Alaska Native, or Indigenous                                       | 0     | 0                | 0                        | 0                  | 0       |
| Asian or Asian American   | 0     | 0                | 0                        | 0                  | 0       |
| Black, African American, or African   | 18    | 2                | 16                       | 0                  | 0       |
| Hispanic/Latina/e/s   | 14    | 1                | 13                       | 0                  | 0       |
| Middle Eastern or North African   | 0     | 0                | 0                        | 0                  | 0       |
| Native Hawaiian or Pacific Islander   | 0     | 0                | 0                        | 0                  | 0       |
| White   | 9     | 0                | 6                        | 0                  | 0       |
| Asian or Asian American & American Indian, Alaska Native, or Indigenous             | 0     | 0                | 0                        | 0                  | 0       |
| Black, African American, or African & American Indian, Alaska Native, or Indigenous | 0     | 0                | 0                        | 0                  | 0       |
| Hispanic/Latina/e/s & American Indian, Alaska Native, or Indigenous                 | 0     | 0                | 0                        | 0                  | 0       |
| Middle Eastern or North African & American Indian, Alaska Native, or Indigenous     | 0     | 0                | 0                        | 0                  | 0       |
| Native Hawaiian or Pacific Islander & American Indian, Alaska Native, or Indigenous | 0     | 0                | 0                        | 0                  | 0       |
| White & American Indian, Alaska Native, or Indigenous                               | 0     | 0                | 0                        | 0                  | 0       |
| Black, African American, or African & Asian or Asian American                       | 0     | 0                | 0                        | 0                  | 0       |
| Hispanic/Latina/e/s & Asian or Asian American                                       | 0     | 0                | 0                        | 0                  | 0       |
| Middle Eastern or North African & Asian or Asian American                           | 0     | 0                | 0                        | 0                  | 0       |
| Native Hawaiian or Pacific Islander & Asian or Asian American                       | 0     | 0                | 0                        | 0                  | 0       |
| White & Asian or Asian American   | 0     | 0                | 0                        | 0                  | 0       |
| Hispanic/Latina/e/s & Black, African American, or African                           | 1     | 0                | 1                        | 0                  | 0       |
| Middle Eastern or North African & Black, African American, or African               | 0     | 0                | 0                        | 0                  | 0       |
| Native Hawaiian or Pacific Islander & Black, African American, or African           | 0     | 0                | 0                        | 0                  | 0       |
| White & Black, African American, or African   | 0     | 0                | 0                        | 0                  | 0       |
| Middle Eastern or North African & Hispanic/Latina/e/s                               | 0     | 0                | 0                        | 0                  | 0       |
| Native Hawaiian or Pacific Islander & Hispanic/Latina/e/s                           | 0     | 0                | 0                        | 0                  | 0       |
| White & Hispanic/Latina/e/s   | 6     | 0                | 6                        | 0                  | 0       |
| Native Hawaiian or Pacific Islander & Middle Eastern or North African               | 0     | 0                | 0                        | 0                  | 0       |
| White & Middle Eastern or North African   | 0     | 0                | 0                        | 0                  | 0       |
| White & Native Hawaiian or Pacific Islander   | 0     | 0                | 0                        | 0                  | 0       |
| Multiracial - more than 2 races/ethnicity, with one being Hispanic/Latina/e/s       | 0     | 0                | 0                        | 0                  | 0       |
| Multiracial - more than 2 races, where no option is Hispanic/Latina/e/s             | 4     | 0                | 4                        | 0                  | 0       |
| Client Doesn't Know/Prefers Not to Answer   | 7     | 1                | 6                        | 0                  | 0       |
| Data Not Collected  | 2     | 0                | 2                        | 0                  | 0       |
| Total   | 59    | 4                | 55                       | 0                  | 0       |

New as of 10/1/2023.

**Q13a1: Physical and Mental Health Conditions at Start**

|   | Total Persons | Without Children | Adults in HH with Children & Adults | Children in HH with Children & Adults | With Children and Adults <sup>Q</sup> | With Only Children |
|---|---------------|------------------|-------------------------------------|---------------------------------------|---------------------------------------|--------------------|
| Mental Health Disorder                  | 1             | 0                | 1                                   | 0                                     | 0                                     | 0                  |
| Alcohol Use Disorder                    | 0             | 0                | 0                                   | 0                                     | 0                                     | 0                  |
| Drug Use Disorder                       | 0             | 0                | 0                                   | 0                                     | 0                                     | 0                  |
| Both Alcohol Use and Drug Use Disorders | 0             | 0                | 0                                   | 0                                     | 0                                     | 0                  |
| Chronic Health Condition                | 0             | 0                | 0                                   | 0                                     | 0                                     | 0                  |
| HIV/AIDS                                | 0             | 0                | 0                                   | 0                                     | 0                                     | 0                  |
| Developmental Disability                | 4             | 0                | 0                                   | 4                                     | 0                                     | 0                  |
| Physical Disability                     | 1             | 0                | 1                                   | 0                                     | 0                                     | 0                  |

<sup>Q</sup> The "With Children and Adults" column is retired as of 10/1/2019 and replaced with the columns "Adults in HH with Children & Adults" and "Children in Adults".

**Q13b1: Physical and Mental Health Conditions at Exit**

|   | Total Persons | Without Children | Adults in HH with Children & Adults | Children in HH with Children & Adults | With Children and Adults <sup>Q</sup> | With Only Children |
|---|---------------|------------------|-------------------------------------|---------------------------------------|---------------------------------------|--------------------|
| Mental Health Disorder                  | 1             | 0                | 1                                   | 0                                     | 0                                     | 0                  |
| Alcohol Use Disorder                    | 0             | 0                | 0                                   | 0                                     | 0                                     | 0                  |
| Drug Use Disorder                       | 0             | 0                | 0                                   | 0                                     | 0                                     | 0                  |
| Both Alcohol Use and Drug Use Disorders | 0             | 0                | 0                                   | 0                                     | 0                                     | 0                  |
| Chronic Health Condition                | 0             | 0                | 0                                   | 0                                     | 0                                     | 0                  |
| HIV/AIDS                                | 0             | 0                | 0                                   | 0                                     | 0                                     | 0                  |
| Developmental Disability                | 1             | 0                | 0                                   | 1                                     | 0                                     | 0                  |
| Physical Disability                     | 0             | 0                | 0                                   | 0                                     | 0                                     | 0                  |

<sup>Q</sup> The "With Children and Adults" column is retired as of 10/1/2019 and replaced with the columns "Adults in HH with Children & Adults" and "Children in Adults".

**Q13c1: Physical and Mental Health Conditions for Stayers**

|   | Total Persons | Without Children | Adults in HH with Children & Adults | Children in HH with Children & Adults | With Children and Adults <sup>Q</sup> | With Only Children |
|---|---------------|------------------|-------------------------------------|---------------------------------------|---------------------------------------|--------------------|
| Mental Health Disorder                  | 0             | 0                | 0                                   | 0                                     | 0                                     | 0                  |
| Alcohol Use Disorder                    | 0             | 0                | 0                                   | 0                                     | 0                                     | 0                  |
| Drug Use Disorder                       | 0             | 0                | 0                                   | 0                                     | 0                                     | 0                  |
| Both Alcohol Use and Drug Use Disorders | 0             | 0                | 0                                   | 0                                     | 0                                     | 0                  |
| Chronic Health Condition                | 0             | 0                | 0                                   | 0                                     | 0                                     | 0                  |
| HIV/AIDS                                | 0             | 0                | 0                                   | 0                                     | 0                                     | 0                  |
| Developmental Disability                | 3             | 0                | 0                                   | 3                                     | 0                                     | 0                  |
| Physical Disability                     | 1             | 0                | 1                                   | 0                                     | 0                                     | 0                  |

<sup>Q</sup> The "With Children and Adults" column is retired as of 10/1/2019 and replaced with the columns "Adults in HH with Children & Adults" and "Children in Adults".

**Q14a: History of Domestic Violence, Sexual Assault, Dating Violence, Stalking, or Human Trafficking**

|  | Total | Without Children | With Children and Adults | With Only Children | Unknown Household Type |
|--|-------|------------------|--------------------------|--------------------|------------------------|
| Yes                                      | 24    | 1                | 23                       | 0                  | 0                      |
| No                                       | 0     | 0                | 0                        | 0                  | 0                      |
| Client Doesn't Know/Prefer Not to Answer | 0     | 0                | 0                        | 0                  | 0                      |
| Data Not Collected                       | 0     | 0                | 0                        | 0                  | 0                      |
| Total                                    | 24    | 1                | 23                       | 0                  | 0                      |

**Q14b: Most recent experience of domestic violence, sexual assault, dating violence, stalking, or human trafficking**

|  | Total | Without Children | With Children and Adults | With Only Children | Unknown Household Type |
|--|-------|------------------|--------------------------|--------------------|------------------------|
| Within the pas. three months             | 0     | 0                | 0                        | 0                  | 0                      |
| Three to six months ago                  | 0     | 0                | 0                        | 0                  | 0                      |
| Six months to one year                   | 0     | 0                | 0                        | 0                  | 0                      |
| One year ago, or more                    | 0     | 0                | 0                        | 0                  | 0                      |
| Client Doesn't Know/Prefer Not to Answer | 0     | 0                | 0                        | 0                  | 0                      |
| Data Not Collected                       | 24    | 1                | 23                       | 0                  | 0                      |
| Total                                    | 24    | 1                | 23                       | 0                  | 0                      |

New as of 10/1/2023.

## Q15: Living Situation

|  | Total     | Without Children | With Children and Adults | With Only Children | Unsubsidized |
|--|-----------|------------------|--------------------------|--------------------|--------------|
| <b>Homeless Situations</b>   |           |                  |                          |                    |              |
| Place not meant for habitation   | 1         | 0                | 1                        | 0                  | 0            |
| Emergency shelter, including hotel or motel paid for with emergency shelter voucher, Host Home shelter | 5         | 0                | 5                        | 0                  | 0            |
| Safe Haven   | 2         | 1                | 1                        | 0                  | 0            |
| <b>Subtotal - Homeless Situations</b>  | <b>8</b>  | <b>1</b>         | <b>7</b>                 | <b>0</b>           | <b>0</b>     |
| <b>Institutional Situations</b>  |           |                  |                          |                    |              |
| Foster care home or foster care group home   | 0         | 0                | 0                        | 0                  | 0            |
| Hospital or other residential non-psychiatric medical facility   | 0         | 0                | 0                        | 0                  | 0            |
| Jail, prison, or juvenile detention facility   | 0         | 0                | 0                        | 0                  | 0            |
| Long-term care facility or nursing home  | 0         | 0                | 0                        | 0                  | 0            |
| Psychiatric hospital or other psychiatric facility   | 0         | 0                | 0                        | 0                  | 0            |
| Substance abuse treatment facility or detox center   | 0         | 0                | 0                        | 0                  | 0            |
| <b>Subtotal - Institutional Situations</b>   | <b>0</b>  | <b>0</b>         | <b>0</b>                 | <b>0</b>           | <b>0</b>     |
| <b>Temporary Situations</b>  |           |                  |                          |                    |              |
| Transitional housing for homeless persons (including homeless youth)                                   | 0         | 0                | 0                        | 0                  | 0            |
| Residential project or halfway house with no homeless criteria   | 0         | 0                | 0                        | 0                  | 0            |
| Hotel or motel paid for without emergency shelter voucher  | 3         | 0                | 0                        | 0                  | 0            |
| Host Home (non-client)   | 1         | 0                | 1                        | 0                  | 0            |
| Staying or living in a friend's room, apartment, or house  | 3         | 0                | 3                        | 0                  | 0            |
| Staying or living in a family member's room, apartment, or house                                       | 2         | 0                | 2                        | 0                  | 0            |
| <b>Subtotal - Temporary Situations</b>   | <b>6</b>  | <b>0</b>         | <b>6</b>                 | <b>0</b>           | <b>0</b>     |
| <b>Permanent Situations</b>  |           |                  |                          |                    |              |
| Rented by client, no ongoing housing subsidy   | 1         | 0                | 1                        | 0                  | 0            |
| Rented by client with ongoing housing subsidy  | 0         | 0                | 0                        | 0                  | 0            |
| Owned by client, with ongoing housing subsidy  | 11        | 0                | 11                       | 0                  | 0            |
| Owned by client, no ongoing housing subsidy  | 1         | 1                | 0                        | 0                  | 0            |
| <b>Subtotal - Permanent Situations</b>   | <b>13</b> | <b>1</b>         | <b>12</b>                | <b>0</b>           | <b>0</b>     |
| Client Doesn't Know/Prefer Not to Answer   | 0         | 0                | 0                        | 0                  | 0            |
| Data Not Collected   | 0         | 1                | 0                        | 0                  | 0            |
| <b>Subtotal - Other Situations</b>   | <b>0</b>  | <b>0</b>         | <b>0</b>                 | <b>0</b>           | <b>0</b>     |
| <b>TOTAL</b>   | <b>24</b> | <b>2</b>         | <b>22</b>                | <b>0</b>           | <b>0</b>     |

Updated 10/1/2023: Rows reordered and grouped differently. New "Rental by client, with ongoing housing subsidy" row includes data previously reported subtypes.

0. Interim housing is defined as of 10/1/2019



**Q16: Cash Income - Ranges**

|   | Income at Start | Income at Latest Annual Assessment for Stayers | Income at Exit for Leavers |
|---|-----------------|--|----------------------------|
| No income   | 10              | 0  | 0                          |
| \$1 - \$150   | 0               | 0  | 3                          |
| \$151 - \$250   | 1               | 0  | 1                          |
| \$251 - \$500   | 0               | 0  | 0                          |
| \$501 - \$1,000   | 1               | 0  | 1                          |
| \$1,001 - \$1,500   | 1               | 0  | 1                          |
| \$1,501 - \$2,000   | 0               | 0  | 0                          |
| \$2,001+  | 0               | 0  | 1                          |
| Client Doesn't Know/Prefer Not to Answer                              | 5               | 0  | 1                          |
| Data Not Collected  | 0               | 0  | 0                          |
| Number of Adult Stayers Not Yet Required to Have an Annual Assessment | 0               | 7  | 0                          |
| Number of Adult Stayers Without Required Annual Assessment            | 0               | 6  | 0                          |
| Total Adults  | 14              | 13   | 11                         |

**Q17: Cash Income - Sources**

|  | Income at Start | Income at Latest Annual Assessment for Stayers | Income at Exit for Leavers |
|--|-----------------|--|----------------------------|
| Earned Income  | 5               | 0  | 2                          |
| Unemployment Insurance   | 0               | 0  | 0                          |
| Supplemental Security Income (SSI)                                 | 2               | 0  | 0                          |
| Social Security Disability Insurance (SSDI)                        | 2               | 0  | 0                          |
| VA Service Connected Disability Compensation                       | 0               | 0  | 0                          |
| VA Non Service Connected Disability Pension                        | 0               | 0  | 0                          |
| Private Disability Insurance                                       | 0               | 0  | 0                          |
| Worker's Compensation  | 0               | 0  | 0                          |
| Temporary Assistance for Needy Families (TANF)                     | 1               | 0  | 1                          |
| General Assistance (GA)  | 1               | 0  | 0                          |
| Retirement Income from Social Security                             | 0               | 0  | 0                          |
| Pension or retirement income from a former job                     | 0               | 0  | 0                          |
| Child Support  | 0               | 0  | 0                          |
| Alimony and other spousal support                                  | 0               | 0  | 0                          |
| Other Source   | 0               | 0  | 0                          |
| Adults with Income Information at Start and Annual Assessment/Exit | 0               | 0  | 2                          |

## Q19b: Disabling Conditions and Income for Adults at Exit

|   | AO: Adult<br>with<br>Disabling<br>Condition | AO: Adult<br>without<br>Disabling<br>Condition | AO:<br>Total<br>Adults | AO: %<br>with<br>Disabling<br>Condition<br>by Source | AC: Adult<br>with<br>Disabling<br>Condition | AC: Adult<br>without<br>Disabling<br>Condition | AC:<br>Total<br>Adults | AC: %<br>with<br>Disabling<br>Condition<br>by Source | UK: Adult<br>with<br>Disabling<br>Condition | UK: Adult<br>without<br>Disabling<br>Condition | UK:<br>Total<br>Adults |
|---|---|--|------------------------|--|---|--|------------------------|--|---|--|------------------------|
| Earned Income   | 0   | 1  | 1                      | 0%   | 0   | 1  | 1                      | 0%   | 0   | 0  | 0                      |
| Unemployment<br>Insurance                                 | 0   | 0  | 0                      | 0  | 0   | 0  | 0                      | 0  | 0   | 0  | 0                      |
| Supplemental<br>Security<br>Income (SSI)                  | 0   | 0  | 0                      | 0  | 0   | 1  | 1                      | 0%   | 0   | 0  | 0                      |
| Social Security<br>Disability<br>Insurance<br>(SSDI)      | 0   | 0  | 0                      | 0  | 0   | 0  | 0                      | 0  | 0   | 0  | 0                      |
| VA Service-<br>Connected<br>Disability<br>Compensation    | 0   | 0  | 0                      | 0  | 0   | 0  | 0                      | 0  | 0   | 0  | 0                      |
| VA Non-<br>Service-<br>Connected<br>Disability<br>Pension | 0   | 0  | 0                      | 0  | 0   | 0  | 0                      | 0  | 0   | 0  | 0                      |
| Private<br>Disability<br>Insurance                        | 0   | 0  | 0                      | 0  | 0   | 0  | 0                      | 0  | 0   | 0  | 0                      |
| Worker's<br>Compensation                                  | 0   | 0  | 0                      | 0  | 0   | 0  | 0                      | 0  | 0   | 0  | 0                      |
| Temporary<br>Assistance for<br>Needy Families<br>(TANF)   | 0   | 0  | 0                      | 0  | 0   | 0  | 0                      | 0  | 0   | 0  | 0                      |
| General<br>Assistance<br>(GA)                             | 0   | 0  | 0                      | 0  | 0   | 0  | 0                      | 0  | 0   | 0  | 0                      |
| Retirement<br>Income from<br>Social Security              | 0   | 0  | 0                      | 0  | 0   | 0  | 0                      | 0  | 0   | 0  | 0                      |
| Pension or<br>retirement<br>Income from a<br>former job   | 0   | 0  | 0                      | 0  | 0   | 0  | 0                      | 0  | 0   | 0  | 0                      |
| Child Support   | 0   | 0  | 0                      | 0  | 0   | 0  | 0                      | 0  | 0   | 0  | 0                      |
| Alimony and<br>other spouse's<br>support                  | 0   | 0  | 0                      | 0  | 0   | 0  | 0                      | 0  | 0   | 0  | 0                      |
| Other source  | 0   | 0  | 0                      | 0  | 0   | 0  | 0                      | 0  | 0   | 0  | 0                      |
| No Sources  | 0   | 0  | 0                      | 0  | 0   | 0  | 0                      | 0  | 0   | 0  | 0                      |
| Unallocated<br>Total Adults                               | 0   | 1  | 1                      |  | 0   | 2  | 2                      |  | 0   | 0  | 0                      |

Numbers in green italics have been recalculated or weighted based on available totals.

**Q20a: Type of Non-Cash Benefit Sources**

|  | Benefit at Start | Benefit at Latest Annual Assessment for Stayers | Benefit at Exit |
|--|------------------|---|-----------------|
| Supplemental Nutrition Assistance Program (SNAP) (Previously known as Food Stamps) | 2                | 0   | 1               |
| Special Supplemental Nutrition Program for Women, Infants, and Children (WIC)      | 2                | 0   | 0               |
| TANF Child Care Services   | 0                | 0   | 0               |
| TANF Transportation Services   | 0                | 0   | 0               |
| Other TANF-Funded Services   | 0                | 0   | 1               |
| Other Source   | 0                | 0   | 0               |

**Q21: Health Insurance**

|   | At Start | At Annual Assessment for Stayers | At Exit for Leavers |
|---|----------|----------------------------------|---------------------|
| MEDICAID  | 51       | 0                                | 18                  |
| MEDICARE  | 0        | 0                                | 0                   |
| State Children's Health Insurance Program                       | 0        | 0                                | 0                   |
| Veterans's Health Administration (VHA)                          | 0        | 0                                | 0                   |
| Employer-Provided Health Insurance                              | 0        | 0                                | 0                   |
| Health Insurance obtained through COBRA                         | 0        | 0                                | 0                   |
| Private-Pay Health Insurance                                    | 0        | 0                                | 0                   |
| State Health Insurance for Adults                               | 0        | 0                                | 0                   |
| Indian Health Services Program                                  | 0        | 0                                | 0                   |
| Other   | 0        | 0                                | 0                   |
| No Health Insurance   | 0        | 0                                | 0                   |
| Client Doesn't Know/Prefer Not to Answer                        | 8        | 0                                | 7                   |
| Data Not Collected  | 0        | 15                               | 0                   |
| Number of Stayers Not Yet Required to Have an Annual Assessment | 0        | 20                               | 0                   |
| 1 Source of Health Insurance                                    | 51       | 0                                | 18                  |
| More than 1 Source of Health Insurance                          | 0        | 0                                | 0                   |

**Q22a2: Length of Participation – ESG Projects**

|                                | Total     | Leavers   | Stayers   |
|--------------------------------|-----------|-----------|-----------|
| 0 to 7 days                    | 12        | 12        | 0         |
| 8 to 14 days                   | 4         | 4         | 0         |
| 15 to 21 days                  | 3         | 0         | 0         |
| 22 to 30 days                  | 3         | 3         | 0         |
| 31 to 60 days                  | 2         | 2         | 0         |
| 61 to 90 days                  | 1         | 0         | 1         |
| 91 to 180 days                 | 1         | 1         | 0         |
| 181 to 365 days                | 19        | 0         | 19        |
| 366 to 730 days (1-2 Yrs)      | 16        | 2         | 14        |
| 731 to 1,095 days (2-3 Yrs)    | 1         | 0         | 1         |
| 1,096 to 1,450 days (3-4 Yrs)  | 0         | 0         | 0         |
| 1,451 to 1,825 days (4-5 Yrs)  | 0         | 0         | 0         |
| More than 1,825 days (> 5 Yrs) | 0         | 0         | 0         |
| <b>Total</b>                   | <b>59</b> | <b>24</b> | <b>35</b> |

**Q22c: Length of Time between Project Start Date and Housing Move-In Date**

|  | Total    | Without Children | With Children and Adults | With Only Children | Unknown Household Type |
|--|----------|------------------|--------------------------|--------------------|------------------------|
| 7 days or less                                 | 0        | 0                | 0                        | 0                  | 0                      |
| 8 to 14 days                                   | 0        | 0                | 0                        | 0                  | 0                      |
| 15 to 21 days                                  | 0        | 0                | 0                        | 0                  | 0                      |
| 22 to 30 days                                  | 0        | 0                | 0                        | 0                  | 0                      |
| 31 to 60 days                                  | 0        | 0                | 0                        | 0                  | 0                      |
| 61 to 90 days                                  | 0        | 0                | 0                        | 0                  | 0                      |
| 91 to 180 days                                 | 0        | 0                | 0                        | 0                  | 0                      |
| 181 to 365 days                                | 0        | 0                | 0                        | 0                  | 0                      |
| 366 to 730 days (1-2 Yrs)                      | 0        | 0                | 0                        | 0                  | 0                      |
| <b>Total (persons moved into housing)</b>      | <b>0</b> | <b>0</b>         | <b>0</b>                 | <b>0</b>           | <b>0</b>               |
| <b>Average length of time to housing</b>       | <b>0</b> | <b>0</b>         | <b>0</b>                 | <b>0</b>           | <b>0</b>               |
| <b>Persons who were exited without move-in</b> | <b>0</b> | <b>0</b>         | <b>0</b>                 | <b>0</b>           | <b>0</b>               |
| <b>Total persons</b>                           | <b>0</b> | <b>0</b>         | <b>0</b>                 | <b>0</b>           | <b>0</b>               |

Numbers in green/italic have been recalculated or weighted based on available totals.

**Q22d: Length of Participation by Household Type**

|                           | Total | Without Children | With Children and Adults | With Only Children | Unknown Household Type |
|---------------------------|-------|------------------|--------------------------|--------------------|------------------------|
| 7 days or less            | 12    | 0                | 12                       | 0                  | 0                      |
| 8 to 14 days              | 4     | 1                | 3                        | 0                  | 0                      |
| 15 to 21 days             | 0     | 0                | 0                        | 0                  | 0                      |
| 22 to 30 days             | 3     | 0                | 3                        | 0                  | 0                      |
| 31 to 60 days             | 2     | 0                | 2                        | 0                  | 0                      |
| 61 to 90 days             | 1     | 0                | 1                        | 0                  | 0                      |
| 91 to 180 days            | 1     | 1                | 0                        | 0                  | 0                      |
| 181 to 365 days           | 19    | 0                | 19                       | 0                  | 0                      |
| 366 to 730 days (1-2 Yrs) | 10    | 2                | 14                       | 0                  | 0                      |
| 731 days or more          | 1     | 0                | 1                        | 0                  | 0                      |
| Total                     | 59    | 4                | 55                       | 0                  | 0                      |

**Q22e: Length of Time Prior to Housing - based on 3.917 Date Homelessness Started**

|                            | Total | Without Children | With Children and Adults | With Only Children | Unknown Household Type |
|----------------------------|-------|------------------|--------------------------|--------------------|------------------------|
| 7 days or less             | 54    | 2                | 51                       | 0                  | 0                      |
| 8 to 14 days               | 0     | 0                | 0                        | 0                  | 0                      |
| 15 to 21 days              | 0     | 0                | 0                        | 0                  | 0                      |
| 22 to 30 days              | 0     | 0                | 0                        | 0                  | 0                      |
| 31 to 60 days              | 5     | 1                | 4                        | 0                  | 0                      |
| 61 to 90 days              | 0     | 0                | 0                        | 0                  | 0                      |
| 91 to 180 days             | 0     | 0                | 0                        | 0                  | 0                      |
| 181 to 365 days            | 0     | 0                | 0                        | 0                  | 0                      |
| 366 to 730 days (1-2 Yrs)  | 0     | 0                | 0                        | 0                  | 0                      |
| 731 days or more           | 0     | 0                | 0                        | 0                  | 0                      |
| Total                      | 59    | 4                | 55                       | 0                  | 0                      |
| Not yet moved into housing | 0     | 0                | 0                        | 0                  | 0                      |
| Data not collected         | 0     | 0                | 0                        | 0                  | 0                      |
| Total persons              | 59    | 4                | 55                       | 0                  | 0                      |

**Q22f: Length of Time between Project Start Date and Housing Move-In Date by Race and Ethnicity**

|                                | American Indian, Alaska Native, or Indigenous | Asian or Asian American | Black, African American, or African | Hispanic/Latino/a/o | Middle Eastern or North African | Native Hawaiian or Pacific Islander | White | At Least 1 Race and Hispanic/Latino/a/o | Multi-racial (does include Hispanic/Latino/a/o) |
|--------------------------------|---|-------------------------|-------------------------------------|---------------------|---------------------------------|-------------------------------------|-------|---|---|
| Persons Moved Into Housing     | 0   | 0                       | 0                                   | 0                   | 0                               | 0                                   | 0     | 0                                       | 0   |
| Persons Exited Without Move-In | 0   | 0                       | 0                                   | 0                   | 0                               | 0                                   | 0     | 0                                       | 0   |
| Average time to Move-In        | 0   | 0                       | 0                                   | 0                   |                                 |                                     |       |   |   |
| Median time to Move-In         |   |                         |                                     |                     |                                 |                                     |       |   |   |

New as of 10/1/2023.

**Q22g: Length of Time Prior to Housing by Race and Ethnicity - based on 3.917 Date Homelessness Started**

|                                    | American Indian, Alaska Native, or Indigenous | Asian or Asian American | Black, African American, or African | Hispanic/Latino/a/o | Middle Eastern or North African | Native Hawaiian or Pacific Islander | White | At Least 1 Race and Hispanic/Latino/a/o | Multi-racial (does include Hispanic/Latino/a/o) |
|------------------------------------|---|-------------------------|-------------------------------------|---------------------|---------------------------------|-------------------------------------|-------|---|---|
| Persons Moved Into Housing         | 0   | 0                       | 17                                  | 14                  | 0                               | 0                                   | 8     | 21                                      | 4   |
| Persons Not Yet Moved Into Housing | 0   | 0                       | 0                                   | 0                   | 0                               | 0                                   | 0     | 0                                       | 0   |
| Average time to Move-In            |   |                         | 65.46                               |                     |                                 |                                     | 5.00  | 5.40                                    | 0   |
| Median time to Move-In             |   |                         | 3.00                                |                     |                                 |                                     | 0.00  | 6.00                                    | 0.00  |

New as of 10/1/2023.

## Q23c: Exit Destination

|   | Total     | Without Children | With Children and Adults | With Only Children |
|---|-----------|------------------|--------------------------|--------------------|
| <b>Homeless Situations</b>  |           |                  |                          |                    |
| Place not meant for habitation (e.g., a vehicle, an abandoned building, bus/train/subway station/airport or anywhere outside) | 0         | 0                | 0                        | 0                  |
| Emergency shelter, including hotel or motel paid for with emergency shelter voucher, host home shelter                        | 1         | 0                | 1                        | 0                  |
| Safe Haven  | 0         | 0                | 0                        | 0                  |
| <b>Subtotal - Homeless Situations</b>   | <b>1</b>  | <b>0</b>         | <b>1</b>                 | <b>0</b>           |
| <b>Institutional Situations</b>   |           |                  |                          |                    |
| Foster care home or foster care group home  | 0         | 0                | 0                        | 0                  |
| Hospital or other residential non-psychiatric medical facility  | 0         | 0                | 0                        | 0                  |
| Jail, prison, or juvenile detention facility  | 0         | 0                | 0                        | 0                  |
| Long-term care facility or nursing home   | 0         | 0                | 0                        | 0                  |
| Psychiatric hospital or other psychiatric facility  | 0         | 0                | 0                        | 0                  |
| Substance abuse treatment facility or detox center  | 0         | 0                | 0                        | 0                  |
| <b>Subtotal - Institutional Situations</b>  | <b>0</b>  | <b>0</b>         | <b>0</b>                 | <b>0</b>           |
| <b>Temporary Situations</b>   |           |                  |                          |                    |
| Transitional housing for homeless persons (including homeless youth)  | 0         | 0                | 0                        | 0                  |
| Residential project or halfway house with no homeless criteria  | 0         | 0                | 0                        | 0                  |
| Hotel or motel paid for without emergency shelter voucher   | 0         | 0                | 0                        | 0                  |
| Host home (non-crisis)  | 0         | 0                | 0                        | 0                  |
| Staying or living with family, temporary tenure (e.g., room, apartment, or house)   | 2         | 0                | 2                        | 0                  |
| Staying or living with friends, temporary tenure (e.g., room, apartment, or house)  | 2         | 0                | 2                        | 0                  |
| Moved from one HOPEWA funded project to HOPEWA PI   | 0         | 0                | 0                        | 0                  |
| <b>Subtotal - Temporary Situations</b>  | <b>4</b>  | <b>0</b>         | <b>4</b>                 | <b>0</b>           |
| <b>Permanent Situations</b>   |           |                  |                          |                    |
| Staying or living with family, permanent tenure   | 4         | 1                | 3                        | 0                  |
| Staying or living with friends, permanent tenure  | 2         | 0                | 2                        | 0                  |
| Moved from one HOPEWA funded project to HOPEWA PI   | 0         | 0                | 0                        | 0                  |
| Rental by client, no ongoing housing subsidy  | 7         | 1                | 6                        | 0                  |
| Rental by client, with ongoing housing subsidy  | 2         | 0                | 2                        | 0                  |
| Owned by client, with ongoing housing subsidy   | 0         | 0                | 0                        | 0                  |
| Owned by client, no ongoing housing subsidy   | 0         | 0                | 0                        | 0                  |
| <b>Subtotal - Permanent Situations</b>  | <b>15</b> | <b>2</b>         | <b>13</b>                | <b>0</b>           |
| <b>Other Situations</b>   |           |                  |                          |                    |
| No Exit Interview Completed   | 4         | 0                | 4                        | 0                  |
| Other   | 0         | 0                | 0                        | 0                  |
| Deceased  | 0         | 0                | 0                        | 0                  |
| Client Doesn't Know/Prefer Not to Answer  | 0         | 0                | 0                        | 0                  |
| Data Not Collected  | 0         | 0                | 0                        | 0                  |
| <b>Subtotal - Other Situations</b>  | <b>4</b>  | <b>0</b>         | <b>4</b>                 | <b>0</b>           |

[https://www.esgevents.information/reports/1/leverage/galaxy.aspx?devID=500&client\\_ID=768893\\*57.4218-1246993\\* &autocomplete=true&Medium...](https://www.esgevents.information/reports/1/leverage/galaxy.aspx?devID=500&client_ID=768893*57.4218-1246993* &autocomplete=true&Medium...) 18/21

|   | Total     | Without Children | With Children and Adults | With Only Children |
|---|-----------|------------------|--------------------------|--------------------|
| <b>Total</b>  | <b>24</b> | <b>2</b>         | <b>22</b>                | <b>0</b>           |
| Total persons exiting to positive housing destinations              | 20        | 2                | 18                       | 0                  |
| Total persons whose destinations excluded them from the calculation | 0         | 0                | 0                        | 0                  |
| Percentage:   | 83.33%    | 100.00%          | 81.82%                   | 0                  |

Updated 10/1/2023: Rows reordered and grouped differently. Destinations with subsidies are now detailed in Q23d. Existing data has been updated to me and relocated to Q23d as appropriate.

Numbers in green italics have been recalculated or weighted based on available totals.

#### Q23d: Exit Destination – Subsidy Type of Persons Exiting to Rental by Client With An Ongoing Subsidy

|   | Total    | Without Children | With Children and Adults | With Only Children | Unkn Type |
|---|----------|------------------|--------------------------|--------------------|-----------|
| GPU TIP housing subsidy   | 0        | 0                | 0                        | 0                  | 0         |
| VASH housing subsidy  | 0        | 0                | 0                        | 0                  | 0         |
| RRH or equivalent subsidy                                       | 1        | 0                | 1                        | 0                  | 0         |
| HCV voucher (tenant- or project-based) (not dedicated)          | 0        | 0                | 0                        | 0                  | 0         |
| Public Housing Unit   | 0        | 0                | 0                        | 0                  | 0         |
| Rental by client, with other ongoing housing subsidy            | 1        | 0                | 0                        | 0                  | 0         |
| Housing Stability Voucher                                       | 0        | 0                | 0                        | 0                  | 0         |
| Family Unification Program Voucher (FUP)                        | 0        | 0                | 0                        | 0                  | 0         |
| Foster Youth to Independence Initiative (FYI)                   | 0        | 0                | 0                        | 0                  | 0         |
| Permanent Supportive Housing                                    | 0        | 0                | 0                        | 0                  | 0         |
| Other permanent housing dedicated for formerly homeless persons | 0        | 0                | 0                        | 0                  | 0         |
| <b>TOTAL</b>  | <b>2</b> | <b>0</b>         | <b>2</b>                 | <b>0</b>           | <b>0</b>  |

New as of 10/1/2023: Existing data from Q23c prior to 10/1/2023 has been relocated to Q23d as appropriate.



## Q23e: Exit Destination Type by Race and Ethnicity

|                              | Total | American Indian, Alaska Native, or Indigenous | Asian or Asian American | Black, African American, or African | Hispanic/Latino/a/o | Middle Eastern or North African | Native Hawaiian or Pacific Islander | White | At Least 1 Race and Hispanic/Latino/a/o | Multi-racial not include Hispanic/Latino |
|------------------------------|-------|---|-------------------------|-------------------------------------|---------------------|---------------------------------|-------------------------------------|-------|---|--|
| Homeless Situations          | 0     | 0   | 0                       | 0                                   | 0                   | 0                               | 0                                   | 1     | 0                                       | 0  |
| Institutional Situations     | 0     | 0   | 0                       | 0                                   | 0                   | 0                               | 0                                   | 0     | 0                                       | 0  |
| Temporary Housing Situations | 4     | 0   | 0                       | 0                                   | 1                   | 0                               | 0                                   | 0     | 0                                       | 0  |
| Permanent Housing Situations | 15    | 0   | 0                       | 1                                   | 4                   | 0                               | 0                                   | 3     | 6                                       | 0  |
| Other                        | 4     | 0   | 0                       | 0                                   | 2                   | 0                               | 0                                   | 0     | 2                                       | 0  |
| Total                        | 24    | 0   | 0                       | 1                                   | 7                   | 0                               | 0                                   | 4     | 8                                       | 0  |

News as of 10/1/2023.

## Q24a: Homelessness Prevention Housing Assessment at Exit

|  | Total | Without Children | With Children and Adults | With Only Children | U T |
|--|-------|------------------|--------------------------|--------------------|-----|
| Able to maintain the housing they had at project start—Without a subsidy                                     | 0     | 0                | 0                        | 0                  | 0   |
| Able to maintain the housing they had at project start—With the subsidy they had at project start            | 0     | 0                | 0                        | 0                  | 0   |
| Able to maintain the housing they had at project start—With an on-going subsidy acquired since project start | 0     | 0                | 0                        | 0                  | 0   |
| Able to maintain the housing they had at project start—Only with financial assistance other than a subsidy   | 0     | 0                | 0                        | 0                  | 0   |
| Moved to new housing unit—With on going subsidy  | 0     | 0                | 0                        | 0                  | 0   |
| Moved to new housing unit—Without an on going subsidy  | 0     | 0                | 0                        | 0                  | 0   |
| Moved in with family/friends on a temporary basis  | 0     | 0                | 0                        | 0                  | 0   |
| Moved in with family/friends on a permanent basis  | 0     | 0                | 0                        | 0                  | 0   |
| Moved to a transitional or temporary housing facility or program   | 0     | 0                | 0                        | 0                  | 0   |
| Client became homeless—moving to a shelter or other place unfit for human habitation                         | 0     | 0                | 0                        | 0                  | 0   |
| Jail/prison  | 0     | 0                | 0                        | 0                  | 0   |
| Deceased   | 0     | 0                | 0                        | 0                  | 0   |
| Client Doesn't Know/Prefer Not to Answer   | 0     | 0                | 0                        | 0                  | 0   |
| Data not collected (no exit interview completed)   | 0     | 0                | 0                        | 0                  | 0   |
| Total  | 0     | 0                | 0                        | 0                  | 0   |

**Q24d: Language of Persons Requiring Translation Assistance**

| Language Response (Top 20 Languages Selected) | Total Persons Requiring Translation Assistance | Language Name <sup>1</sup> |
|---|--|----------------------------|
| - no data -                                   |  |                            |

New as of 10/1/2023. The output of the languages has been sorted from most to least requested.

<sup>1</sup>Language name lookup is provided by Sage. The CSV upload contains only the first two columns.

**Q25a: Number of Veterans**

|  | Total | Without Children | With Children and Adults | Unknown Household Type |
|--|-------|------------------|--------------------------|------------------------|
| Chronically Homeless Veteran               | 0     | 0                | 0                        | 0                      |
| Non-Chronically Homeless Veteran           | 0     | 0                | 0                        | 0                      |
| Not a Veteran                              | 0     | 0                | 0                        | 0                      |
| Client Doesn't Know/Prefer's Not to Answer | 0     | 0                | 0                        | 0                      |
| Data Not Collected                         | 0     | 0                | 0                        | 0                      |
| Total                                      | 0     | 0                | 0                        | 0                      |

**Q26b: Number of Chronically Homeless Persons by Household**

|  | Total | Without Children | With Children and Adults | With Only Children | Unknown Household Type |
|--|-------|------------------|--------------------------|--------------------|------------------------|
| Chronically Homeless                       | 1     | 0                | 1                        | 0                  | 0                      |
| Not Chronically Homeless                   | 0     | 0                | 0                        | 0                  | 0                      |
| Client Doesn't Know/Prefer's Not to Answer | 0     | 0                | 0                        | 0                  | 0                      |
| Data Not Collected                         | 0     | 0                | 0                        | 0                  | 0                      |
| Total                                      | 1     | 0                | 1                        | 0                  | 0                      |



## HUD ESG CAPER - CSV upload only

Report: CAPER Period: Your user level here: Data Entry

## Q04a: Project Identifiers in HMIS

| Organization Name   | Organization ID | Project Name  | Project ID | HMIS Project Type | RRH Subtype | Coordinated Entry Access Point | Affiliated with a residential project | Project IDs of affiliations | CoC Number | Geocode |
|---|-----------------|---|------------|-------------------|-------------|--------------------------------|---------------------------------------|-----------------------------|------------|---------|
| St. Vincent DePaul Mission of Waterbury Inc. (SVOP Waterbury) | 4850            | St. Vincent DePaul Waterbury Waterbury ESG Rapid Re-Housing (RRH) | 388        | 13                | 2           | 1                              |                                       |                             | IT-505     | 090726  |

CSV uploads containing multiple project rows in CV will display as separate rows here using the same value in Project Info Row ID.

**Q05a: Report Validations Table**

| Category   | Count of Clients for BQ | Count of Clients |
|--|-------------------------|------------------|
| Total Number of Persons Served                                       | 26                      | 26               |
| Number of Adults (Age 18 or Over)                                    | 14                      | 14               |
| Number of Children (Under Age 18)                                    | 12                      | 12               |
| Number of Persons with Unknown Age                                   | 0                       | 0                |
| Number of Leavers  | 26                      | 26               |
| Number of Adult Leavers  | 14                      | 14               |
| Number of Adult Head of Household Leavers                            | 14                      | 14               |
| Number of Stayers  | 0                       | 0                |
| Number of Adult Stayers  | 0                       | 0                |
| Number of Veterans   | 0                       | 0                |
| Number of Chronically Homeless Persons                               | 0                       | 0                |
| Number of Youth Under Age 25   | -                       | 1                |
| Number of Parenting Youth Under Age 25 with Children                 | 1                       | -                |
| Number of Adult Heads of Household                                   | 12                      | 12               |
| Number of Child and Unknown-Age Heads of Household                   | 0                       | 0                |
| Heads of Household and Adult Stayers in the Project 365 Days or More | 0                       | 0                |

Effective 1/1/2023, this question includes separate columns for totals relevant to the BQ questions and totals relevant to the entire APR. Data uploaded prior to 1/1/2023 has been bulk updated to use the same totals for both columns in order to support calculations in the Aggregator.

**Q06a: Data Quality: Personally Identifying Information**

|                        | Client Doesn't Know/Prefer Not to Answer | Information Missing | Data Issues | Total | % of Issue Rate |
|------------------------|--|---------------------|-------------|-------|-----------------|
| Name                   | 0  | 0                   | 0           | 0     | 0%              |
| Social Security Number | 0  | 0                   | 0           | 0     | 0%              |
| Date of Birth          | 0  | 0                   | 0           | 0     | 0%              |
| Race/Ethnicity         | 0  | 0                   | 0           | 0     | 0%              |
| Gender                 | 0  | 0                   | 0           | 0     | 0%              |
| Overall Score          | 0  | 0                   | 0           | 0     | 0%              |

New as of 10/1/2023.

Numbers in green italics have been recalculated or weighted based on available totals.

**Q06b: Data Quality: Universal Data Elements**

| Data Element                      | Client Doesn't Know/Prefer Not to Answer | Information Missing | Data Issues | Total | % of Issue Rate |
|-----------------------------------|--|---------------------|-------------|-------|-----------------|
| Veteran Status                    | 0  | 0                   | 0           | 0     | 0%              |
| Project Start Date                | 0  | 0                   | 0           | 0     | 0%              |
| Relationship to Head of Household | 0  | 0                   | 0           | 0     | 0%              |
| Employment Code                   | 0  | 0                   | 0           | 0     | 0%              |
| Disabling Condition               | 0  | 0                   | 0           | 0     | 0%              |

Numbers in green italics have been recalculated or weighted based on available totals.

**Q06c: Data Quality: Income and Housing Data Quality**

| Data Element                            | Client Doesn't Know/Prefers Not to Answer | Information Missing | Data Issues | Total | % of Error Rate |
|---|---|---------------------|-------------|-------|-----------------|
| Destination                             | 0   | 0                   | 0           | 0     | 0%              |
| Income and Sources at Start             | 0   | 0                   | 0           | 0     | 0%              |
| Income and Sources at Annual Assessment | 0   | 0                   | 0           | 0     | 0%              |
| Income and Sources at Exit              | 0   | 0                   | 0           | 0     | 0%              |

Numbers in green italics have been recalculated or weighted based on available totals.

**Q06d: Data Quality: Chronic Homelessness**

| Entering into project type         | Count of Total Records | Missing Time in Institution | Missing Time in Housing | Approximate Date Started DK/R/missing | Number of Times DK/R/missing | Number of Months DK/R/missing |
|------------------------------------|------------------------|-----------------------------|-------------------------|---------------------------------------|------------------------------|-------------------------------|
| ES EE, ES NEN, SH, Street Outreach | 0                      | 0                           | 0                       | 0                                     | 0                            | 0                             |
| TH                                 | 0                      | 0                           | 0                       | 0                                     | 0                            | 0                             |
| PH (All)                           | 14                     | 0                           | 0                       | 0                                     | 0                            | 0                             |
| RE                                 | 14                     | 0                           | 0                       | 0                                     | 0                            | 0                             |
| SSO, Day Shelter, HP               | 14                     | 0                           | 0                       | 0                                     | 0                            | 0                             |
| <b>Total</b>                       | <b>14</b>              | <b>0</b>                    | <b>0</b>                | <b>0</b>                              | <b>0</b>                     | <b>0</b>                      |

Numbers in green italics have been recalculated or weighted based on available totals.

**Q06e: Data Quality: Timeliness**

| Time for Record Entry | Number of Project Start Records | Number of Project Exit Records |
|-----------------------|---------------------------------|--------------------------------|
| < 2 days              | 0                               | 2                              |
| 2 days                | 2                               | 4                              |
| 3-5 Days              | 1                               | 6                              |
| 6-10 Days             | 4                               | 4                              |
| 11-15 Days            | 7                               | 2                              |
| 16+ Days              | 12                              | 8                              |

**Q06f: Data Quality: Inactive Records: Street Outreach & Emergency Shelter**

| Data Element  | # of Records | # of Inactive Records | % of Inactive Records |
|---|--------------|-----------------------|-----------------------|
| Contact: (Adults and Heads of Household in Street Outreach or ES - NEN) | 0            | 0                     | 0%                    |
| Bed Night: (All Clients in ES - NEN)                                    | 0            | 0                     | 0%                    |

Numbers in green italics have been recalculated or weighted based on available totals.

## Q07a: Number of Persons Served

|   | Total | Without Children | With Children and Adults | With Only Children | Unkn Type |
|---|-------|------------------|--------------------------|--------------------|-----------|
| Adults  | 14    | 6                | 8                        | 0                  | 0         |
| Children  | 12    | 0                | 12                       | 0                  | 0         |
| Client Doesn't Know/Prefers Not to Answer                       | 0     | 0                | 0                        | 0                  | 0         |
| Data Not Collected  | 0     | 0                | 0                        | 0                  | 0         |
| Total   | 26    | 6                | 20                       | 0                  | 0         |
| For PSH & RRH - the total persons served who moved into housing | 23    | 5                | 18                       | 0                  | 0         |

## Q07b: Point-in-Time Count of Persons on the Last Wednesday

|         | Total | Without Children | With Children and Adults | With Only Children | Unknown Household Type |
|---------|-------|------------------|--------------------------|--------------------|------------------------|
| January | 8     | 4                | 4                        | 0                  | 0                      |
| April   | 0     | 0                | 0                        | 0                  | 0                      |
| July    | 0     | 0                | 0                        | 0                  | 0                      |
| October | 5     | 0                | 5                        | 0                  | 0                      |

## Q08a: Households Served

|  | Total | Without Children | With Children and Adults | With Only Children | Unkn Type |
|--|-------|------------------|--------------------------|--------------------|-----------|
| Total Households   | 12    | 5                | 7                        | 0                  | 0         |
| For PSH & RRH - the total households served who moved into housing | 1     | 4                | 7                        | 0                  | 0         |

## Q08b: Point-in-Time Count of Households on the Last Wednesday

|         | Total | Without Children | With Children and Adults | With Only Children | Unknown Household Type |
|---------|-------|------------------|--------------------------|--------------------|------------------------|
| January | 4     | 3                | 1                        | 0                  | 0                      |
| April   | 0     | 0                | 0                        | 0                  | 0                      |
| July    | 0     | 0                | 0                        | 0                  | 0                      |
| October | 2     | 0                | 2                        | 0                  | 0                      |

## Q09a: Number of Persons Contacted

| Number of Persons Contacted | All Persons Contacted | First contact - NOT staying on the Streets, ES-EE, ES-NbN, or SH | First contact - WAS staying on Streets, ES-EE, ES-NbN, or SH | First con to determine |
|-----------------------------|-----------------------|--|--|------------------------|
| Once                        | 0                     | 0  | 0  | 0                      |
| 2-5 Times                   | 0                     | 0  | 0  | 0                      |
| 6-9 Times                   | 0                     | 0  | 0  | 0                      |
| 10+ Times                   | 0                     | 0  | 0  | 0                      |
| Total Persons Contacted     | 0                     | 0  | 0  | 0                      |

**Q09b: Number of Persons Newly Engaged**

| Number of Persons Engaged | All Persons Contacted | First contact - NOT staying on the Streets, ES-EE, ES-NBN, or SH | First contact - WAS staying on Streets, ES-EE, ES-NBN, or SH | First contact to determine |
|---------------------------|-----------------------|--|--|----------------------------|
| None                      | 0                     | 0  | 0  | 0                          |
| 1-3 Contacts              | 0                     | 0  | 0  | 0                          |
| 4-5 Contacts              | 0                     | 0  | 0  | 0                          |
| 6-10 Contacts             | 0                     | 0  | 0  | 0                          |
| 11+ Contacts              | 0                     | 0  | 0  | 0                          |
| Total Persons Engaged     | 0                     | 0  | 0  | 0                          |
| Rate of Engagement        | 0                     | 0  | 0  | 0                          |

Numbers in green /italic have been recalculated or weighted based on available totals.

## Q10a: Gender

|   | Total | Without Children | With Children and Adults | With Only Children | Unknown Household Type |
|---|-------|------------------|--------------------------|--------------------|------------------------|
| Woman   | 14    | 2                | 12                       | 0                  | 0                      |
| Man   | 12    | 4                | 8                        | 0                  | 0                      |
| Culturally Specific Identity                    | 0     | 0                | 0                        | 0                  | 0                      |
| Transgender                                     | 0     | 0                | 0                        | 0                  | 0                      |
| Non-Binary                                      | 0     | 0                | 0                        | 0                  | 0                      |
| Questioning                                     | 0     | 0                | 0                        | 0                  | 0                      |
| Different Identity                              | 0     | 0                | 0                        | 0                  | 0                      |
| Woman/Man                                       | 0     | 0                | 0                        | 0                  | 0                      |
| Woman/Culturally Specific Identity              | 0     | 0                | 0                        | 0                  | 0                      |
| Woman/Transgender                               | 0     | 0                | 0                        | 0                  | 0                      |
| Woman/Non-Binary                                | 0     | 0                | 0                        | 0                  | 0                      |
| Woman/Questioning                               | 0     | 0                | 0                        | 0                  | 0                      |
| Woman/Different Identity                        | 0     | 0                | 0                        | 0                  | 0                      |
| Man/Culturally Specific Identity                | 0     | 0                | 0                        | 0                  | 0                      |
| Man/Transgender                                 | 0     | 0                | 0                        | 0                  | 0                      |
| Man/Non-Binary                                  | 0     | 0                | 0                        | 0                  | 0                      |
| Man/Questioning                                 | 0     | 0                | 0                        | 0                  | 0                      |
| Man/Different Identity                          | 0     | 0                | 0                        | 0                  | 0                      |
| Culturally Specific Identity/Transgender        | 0     | 0                | 0                        | 0                  | 0                      |
| Culturally Specific Identity/Non-Binary         | 0     | 0                | 0                        | 0                  | 0                      |
| Culturally Specific Identity/Questioning        | 0     | 0                | 0                        | 0                  | 0                      |
| Culturally Specific Identity/Different Identity | 0     | 0                | 0                        | 0                  | 0                      |
| Transgender/Non-Binary                          | 0     | 0                | 0                        | 0                  | 0                      |
| Transgender/Questioning                         | 0     | 0                | 0                        | 0                  | 0                      |
| Transgender/Different Identity                  | 0     | 0                | 0                        | 0                  | 0                      |
| Non-Binary/Questioning                          | 0     | 0                | 0                        | 0                  | 0                      |
| Non-Binary/Different Identity                   | 0     | 0                | 0                        | 0                  | 0                      |
| Questioning/Different Identity                  | 0     | 0                | 0                        | 0                  | 0                      |
| More than 2 Gender Identities Selected          | 0     | 0                | 0                        | 0                  | 0                      |
| Client Doesn't Know/Prefer Not to Answer        | 0     | 0                | 0                        | 0                  | 0                      |
| Data Not Collected                              | 0     | 0                | 0                        | 0                  | 0                      |
| Total   | 26    | 6                | 20                       | 0                  | 0                      |

New as of 10/1/2023.



## Q10d: Gender by Age Ranges

|   | Total | Under Age 18 | Age 18-24 | Age 25-64 | Age 65+ | Client Doesn't Know/Prefer Not to Answer |
|---|-------|--------------|-----------|-----------|---------|--|
| Woman   | 14    | 5            | 1         | 0         | 0       | 0  |
| Man   | 12    | 7            | 1         | 4         | 0       | 0  |
| Culturally Specific Identity                    | 0     | 0            | 0         | 0         | 0       | 0  |
| Transgender                                     | 0     | 0            | 0         | 0         | 0       | 0  |
| Non Binary                                      | 0     | 0            | 0         | 0         | 0       | 0  |
| Questioning                                     | 0     | 0            | 0         | 0         | 0       | 0  |
| Different Identity                              | 0     | 0            | 0         | 0         | 0       | 0  |
| Woman/Man                                       | 0     | 0            | 0         | 0         | 0       | 0  |
| Woman/Culturally Specific Identity              | 0     | 0            | 0         | 0         | 0       | 0  |
| Woman/Transgender                               | 0     | 0            | 0         | 0         | 0       | 0  |
| Woman/Non-Binary                                | 0     | 0            | 0         | 0         | 0       | 0  |
| Woman/Questioning                               | 0     | 0            | 0         | 0         | 0       | 0  |
| Woman/Different Identity                        | 0     | 0            | 0         | 0         | 0       | 0  |
| Man/Culturally Specific Identity                | 0     | 0            | 0         | 0         | 0       | 0  |
| Man/Transgender                                 | 0     | 0            | 0         | 0         | 0       | 0  |
| Man/Non-Binary                                  | 0     | 0            | 0         | 0         | 0       | 0  |
| Man/Questioning                                 | 0     | 0            | 0         | 0         | 0       | 0  |
| Man/Different Identity                          | 0     | 0            | 0         | 0         | 0       | 0  |
| Culturally Specific Identity/Transgender        | 0     | 0            | 0         | 0         | 0       | 0  |
| Culturally Specific Identity/Non-Binary         | 0     | 0            | 0         | 0         | 0       | 0  |
| Culturally Specific Identity/Questioning        | 0     | 0            | 0         | 0         | 0       | 0  |
| Culturally Specific Identity/Different Identity | 0     | 0            | 0         | 0         | 0       | 0  |
| Transgender/Non-Binary                          | 0     | 0            | 0         | 0         | 0       | 0  |
| Transgender/Questioning                         | 0     | 0            | 0         | 0         | 0       | 0  |
| Transgender/Different Identity                  | 0     | 0            | 0         | 0         | 0       | 0  |
| Non-Binary/Questioning                          | 0     | 0            | 0         | 0         | 0       | 0  |
| Non-Binary/Different Identity                   | 0     | 0            | 0         | 0         | 0       | 0  |
| Questioning/Different Identity                  | 0     | 0            | 0         | 0         | 0       | 0  |
| More than 1 Gender Identities Selected          | 0     | 0            | 0         | 0         | 0       | 0  |
| Client Doesn't Know/Prefer Not to Answer        | 0     | 0            | 0         | 0         | 0       | 0  |
| Data Not Collected                              | 0     | 0            | 0         | 0         | 0       | 0  |
| Total   | 26    | 12           | 2         | 12        | 0       | 0  |

New as of 10/1/2023.

## Q11: Age

|  | Total | Without Children | With Children and Adults | With Only Children | Unknown Household Type |
|--|-------|------------------|--------------------------|--------------------|------------------------|
| Under 5                                  | 0     | 0                | 0                        | 0                  | 0                      |
| 5-12                                     | 1     | 0                | 4                        | 0                  | 0                      |
| 13-17                                    | 0     | 0                | 0                        | 0                  | 0                      |
| 18-24                                    | 2     | 1                | 1                        | 0                  | 0                      |
| 25-34                                    | 0     | 2                | 0                        | 0                  | 0                      |
| 35-44                                    | 1     | 0                | 1                        | 0                  | 0                      |
| 45-54                                    | 0     | 1                | 0                        | 0                  | 0                      |
| 55-64                                    | 3     | 3                | 0                        | 0                  | 0                      |
| 65+                                      | 0     | 0                | 0                        | 0                  | 0                      |
| Client Doesn't Know/Prefer Not to Answer | 0     | 0                | 0                        | 0                  | 0                      |
| Data Not Collected                       | 0     | 0                | 0                        | 0                  | 0                      |
| Total                                    | 25    | 6                | 20                       | 0                  | 0                      |

New as of 10/1/2023.

## Q12: Race and Ethnicity

|   | Total | Without Children | With Children and Adults | With Only Children | Unit Type |
|---|-------|------------------|--------------------------|--------------------|-----------|
| American Indian, Alaska Native, or Indigenous                                       | 0     | 0                | 0                        | 0                  | 0         |
| Asian or Asian American   | 0     | 0                | 0                        | 0                  | 0         |
| Black, African American, or African   | 8     | 2                | 6                        | 0                  | 0         |
| Hispanic/Latino/a/o   | 0     | 0                | 0                        | 0                  | 0         |
| Middle Eastern or North African   | 3     | 0                | 0                        | 0                  | 0         |
| Native Hawaiian or Pacific Islander   | 3     | 0                | 0                        | 0                  | 0         |
| White   | 5     | 1                | 4                        | 0                  | 0         |
| Asian or Asian American & American Indian, Alaska Native, or Indigenous             | 0     | 0                | 0                        | 0                  | 0         |
| Black, African American, or African & American Indian, Alaska Native, or Indigenous | 0     | 0                | 0                        | 0                  | 0         |
| Hispanic/Latino/a/o & American Indian, Alaska Native, or Indigenous                 | 0     | 0                | 0                        | 0                  | 0         |
| Middle Eastern or North African & American Indian, Alaska Native, or Indigenous     | 0     | 0                | 0                        | 0                  | 0         |
| Native Hawaiian or Pacific Islander & American Indian, Alaska Native, or Indigenous | 0     | 0                | 0                        | 0                  | 0         |
| White & American Indian, Alaska Native, or Indigenous                               | 0     | 0                | 0                        | 0                  | 0         |
| Black, African American, or African & Asian or Asian American                       | 0     | 0                | 0                        | 0                  | 0         |
| Hispanic/Latino/a/o & Asian or Asian American                                       | 0     | 0                | 0                        | 0                  | 0         |
| Middle Eastern or North African & Asian or Asian American                           | 0     | 0                | 0                        | 0                  | 0         |
| Native Hawaiian or Pacific Islander & Asian or Asian American                       | 0     | 0                | 0                        | 0                  | 0         |
| White & Asian or Asian American   | 0     | 0                | 0                        | 0                  | 0         |
| Hispanic/Latino/a/o & Black, African American, or African                           | 2     | 1                | 1                        | 0                  | 0         |
| Middle Eastern or North African & Black, African American, or African               | 0     | 0                | 0                        | 0                  | 0         |
| Native Hawaiian or Pacific Islander & Black, African American, or African           | 0     | 0                | 0                        | 0                  | 0         |
| White & Black, African American, or African   | 0     | 0                | 0                        | 0                  | 0         |
| Middle Eastern or North African & Hispanic/Latino/a/o                               | 0     | 0                | 0                        | 0                  | 0         |
| Native Hawaiian or Pacific Islander & Hispanic/Latino/a/o                           | 0     | 0                | 0                        | 0                  | 0         |
| White & Hispanic/Latino/a/o   | 9     | 2                | 7                        | 0                  | 0         |
| Native Hawaiian or Pacific Islander & Middle Eastern or North African               | 0     | 0                | 0                        | 0                  | 0         |
| White & Middle Eastern or North African   | 0     | 0                | 0                        | 0                  | 0         |
| White & Native Hawaiian or Pacific Islander   | 0     | 0                | 0                        | 0                  | 0         |
| Multiracial – more than 2 races/ethnicity, with one being Hispanic/Latino/a/o       | 2     | 0                | 2                        | 0                  | 0         |
| Multiracial – more than 2 races, where no option is Hispanic/Latino/a/o             | 0     | 0                | 0                        | 0                  | 0         |
| Client Doesn't Know/Prefer Not to Answer  | 0     | 0                | 0                        | 0                  | 0         |
| Data Not Collected  | 0     | 0                | 0                        | 0                  | 0         |
| Total   | 26    | 6                | 20                       | 0                  | 0         |

New as of 10/1/2023.

[https://www.sageharbor.org/info/secure/reports/otherpages/galactic.aspx?rowID=34&Client\\_ID=78885&Unit/4214=12471188&autoexecute=true&Medium=...](https://www.sageharbor.org/info/secure/reports/otherpages/galactic.aspx?rowID=34&Client_ID=78885&Unit/4214=12471188&autoexecute=true&Medium=...)

9/22

**Q13a1: Physical and Mental Health Conditions at Start**

|   | Total Persons | Without Children | Adults in HH with Children & Adults | Children in HH with Children & Adults | With Children and Adults <6 | With Only Children |
|---|---------------|------------------|-------------------------------------|---------------------------------------|-----------------------------|--------------------|
| Mental Health Disorder                  | 7             | 2                | 5                                   | 0                                     | 0                           | 0                  |
| Alcohol Use Disorder                    | 1             | 1                | 0                                   | 0                                     | 0                           | 0                  |
| Drug Use Disorder                       | 0             | 0                | 0                                   | 0                                     | 0                           | 0                  |
| Both Alcohol Use and Drug Use Disorders | 0             | 0                | 0                                   | 0                                     | 0                           | 0                  |
| Chronic Health Condition                | 6             | 0                | 3                                   | 2                                     | 0                           | 0                  |
| HIV/AIDS                                | 0             | 0                | 0                                   | 0                                     | 0                           | 0                  |
| Developmental Disability                | 2             | 1                | 0                                   | 1                                     | 0                           | 0                  |
| Physical Disability                     | 2             | 1                | 1                                   | 0                                     | 0                           | 0                  |

6. The "With Children and Adults" column is retired as of 10/1/2019 and replaced with the columns "Adults in HH with Children & Adults" and "Children in Adults".

**Q13b1: Physical and Mental Health Conditions at Exit**

|   | Total Persons | Without Children | Adults in HH with Children & Adults | Children in HH with Children & Adults | With Children and Adults <6 | With Only Children |
|---|---------------|------------------|-------------------------------------|---------------------------------------|-----------------------------|--------------------|
| Mental Health Disorder                  | 8             | 3                | 5                                   | 0                                     | 0                           | 0                  |
| Alcohol Use Disorder                    | 1             | 1                | 0                                   | 0                                     | 0                           | 0                  |
| Drug Use Disorder                       | 0             | 0                | 0                                   | 0                                     | 0                           | 0                  |
| Both Alcohol Use and Drug Use Disorders | 0             | 0                | 0                                   | 0                                     | 0                           | 0                  |
| Chronic Health Condition                | 5             | 0                | 0                                   | 2                                     | 0                           | 0                  |
| HIV/AIDS                                | 0             | 0                | 0                                   | 0                                     | 0                           | 0                  |
| Developmental Disability                | 2             | 1                | 0                                   | 1                                     | 0                           | 0                  |
| Physical Disability                     | 2             | 1                | 1                                   | 0                                     | 0                           | 0                  |

6. The "With Children and Adults" column is retired as of 10/1/2019 and replaced with the columns "Adults in HH with Children & Adults" and "Children in Adults".

**Q13c1: Physical and Mental Health Conditions for Stayers**

|   | Total Persons | Without Children | Adults in HH with Children & Adults | Children in HH with Children & Adults | With Children and Adults <6 | With Only Children |
|---|---------------|------------------|-------------------------------------|---------------------------------------|-----------------------------|--------------------|
| Mental Health Disorder                  | 0             | 0                | 0                                   | 0                                     | 0                           | 0                  |
| Alcohol Use Disorder                    | 0             | 0                | 0                                   | 0                                     | 0                           | 0                  |
| Drug Use Disorder                       | 0             | 0                | 0                                   | 0                                     | 0                           | 0                  |
| Both Alcohol Use and Drug Use Disorders | 0             | 0                | 0                                   | 0                                     | 0                           | 0                  |
| Chronic Health Condition                | 0             | 0                | 0                                   | 0                                     | 0                           | 0                  |
| HIV/AIDS                                | 0             | 0                | 0                                   | 0                                     | 0                           | 0                  |
| Developmental Disability                | 0             | 0                | 0                                   | 0                                     | 0                           | 0                  |
| Physical Disability                     | 0             | 0                | 0                                   | 0                                     | 0                           | 0                  |

6. The "With Children and Adults" column is retired as of 10/1/2019 and replaced with the columns "Adults in HH with Children & Adults" and "Children in Adults".

**Q14a: History of Domestic Violence, Sexual Assault, Dating Violence, Stalking, or Human Trafficking**

|  | Total | Without Children | With Children and Adults | With Only Children | Unknown Household Type |
|--|-------|------------------|--------------------------|--------------------|------------------------|
| Yes                                      | 2     | 0                | 2                        | 0                  | 0                      |
| No                                       | 12    | 5                | 6                        | 0                  | 1                      |
| Client Doesn't Know/Prefer Not to Answer | 0     | 0                | 0                        | 0                  | 0                      |
| Data Not Collected                       | 0     | 0                | 0                        | 0                  | 0                      |
| Total                                    | 14    | 5                | 8                        | 0                  | 1                      |

**Q14b: Most recent experience of domestic violence, sexual assault, dating violence, stalking, or human trafficking**

|  | Total | Without Children | With Children and Adults | With Only Children | Unknown Household Type |
|--|-------|------------------|--------------------------|--------------------|------------------------|
| Within the past three months             | 0     | 0                | 0                        | 0                  | 0                      |
| Three to six months ago                  | 0     | 0                | 0                        | 0                  | 0                      |
| Six months to one year                   | 1     | 0                | 1                        | 0                  | 0                      |
| One year ago, or more                    | 1     | 0                | 1                        | 0                  | 0                      |
| Client Doesn't Know/Prefer Not to Answer | 0     | 0                | 0                        | 0                  | 0                      |
| Data Not Collected                       | 0     | 0                | 0                        | 0                  | 0                      |
| Total                                    | 2     | 0                | 2                        | 0                  | 0                      |

New as of 10/1/2023.

## Q15: Living Situation

|   | Total     | Without Children | With Children and Adults | With Only Children | U T      |
|---|-----------|------------------|--------------------------|--------------------|----------|
| <b>Homeless Situations</b>  |           |                  |                          |                    |          |
| Place not meant for habitation  | 0         | 0                | 0                        | 0                  | 0        |
| Emergency shelter, including hotel or motel paid for with emergency shelter vouchers, Host Home shelter | 14        | 6                | 8                        | 0                  | 0        |
| Safe Haven  | 0         | 0                | 0                        | 0                  | 0        |
| <b>Subtotal - Homeless Situations</b>   | <b>14</b> | <b>6</b>         | <b>8</b>                 | <b>0</b>           | <b>0</b> |
| <b>Institutional Situations</b>   |           |                  |                          |                    |          |
| Foster care home or foster care group home  | 0         | 0                | 0                        | 0                  | 0        |
| Hospital, or other residential non-psychiatric medical facility   | 0         | 0                | 0                        | 0                  | 0        |
| Jail, prison, or juvenile detention facility  | 0         | 0                | 0                        | 0                  | 0        |
| Long-term care facility or nursing home   | 0         | 0                | 0                        | 0                  | 0        |
| Psychiatric hospital or other psychiatric facility  | 0         | 0                | 0                        | 0                  | 0        |
| Substance abuse treatment facility or detox center  | 0         | 0                | 0                        | 0                  | 0        |
| <b>Subtotal - Institutional Situations</b>  | <b>0</b>  | <b>0</b>         | <b>0</b>                 | <b>0</b>           | <b>0</b> |
| <b>Temporary Situations</b>   |           |                  |                          |                    |          |
| Transitional housing for homeless persons (including homeless youth)                                    | 0         | 0                | 0                        | 0                  | 0        |
| Residential project or halfway house with no homeless criteria  | 0         | 0                | 0                        | 0                  | 0        |
| Hotel or motel paid for without emergency shelter voucher   | 0         | 0                | 0                        | 0                  | 0        |
| Host Home (non-crisis)  | 0         | 0                | 0                        | 0                  | 0        |
| Staying or living in a friend's room, apartment, or house   | 0         | 0                | 0                        | 0                  | 0        |
| Staying or living in a family member's room, apartment, or house  | 0         | 0                | 0                        | 0                  | 0        |
| <b>Subtotal - Temporary Situations</b>  | <b>0</b>  | <b>0</b>         | <b>0</b>                 | <b>0</b>           | <b>0</b> |
| <b>Permanent Situations</b>   |           |                  |                          |                    |          |
| Rental by client, no ongoing housing subsidy  | 0         | 0                | 0                        | 0                  | 0        |
| Rental by client, with ongoing housing subsidy  | 0         | 0                | 0                        | 0                  | 0        |
| Owned by client, with ongoing housing subsidy   | 0         | 0                | 0                        | 0                  | 0        |
| Owned by client, no ongoing housing subsidy   | 0         | 0                | 0                        | 0                  | 0        |
| <b>Subtotal - Permanent Situations</b>  | <b>0</b>  | <b>0</b>         | <b>0</b>                 | <b>0</b>           | <b>0</b> |
| Client Doesn't Know/Prefer Not to Answer  | 0         | 0                | 0                        | 0                  | 0        |
| Data Not Collected  | 0         | 0                | 0                        | 0                  | 0        |
| <b>Subtotal - Other Situations</b>  | <b>0</b>  | <b>0</b>         | <b>0</b>                 | <b>0</b>           | <b>0</b> |
| <b>TOTAL</b>  | <b>14</b> | <b>6</b>         | <b>8</b>                 | <b>0</b>           | <b>0</b> |

Updated 10/1/2023: Rows reordered and grouped differently. New "Rental by client, with ongoing housing subsidy" row includes data previously reported subsidy types.

& Interim housing is retired as of 10/1/2019

**Q16: Cash Income - Ranges**

|   | Income at Start | Income at Latest Annual Assessment for Stayers | Income at Exit for Leavers |
|---|-----------------|--|----------------------------|
| No Income   | 6               | 0  | 6                          |
| \$1 - \$150   | 0               | 0  | 0                          |
| \$151 - \$250   | 0               | 0  | 0                          |
| \$251 - \$500   | 2               | 0  | 2                          |
| \$501 - \$1000  | 3               | 0  | 3                          |
| \$1001 - \$1,500  | 2               | 0  | 2                          |
| \$1,501 - \$2,000   | 1               | 0  | 1                          |
| \$2,001+  | 0               | 0  | 0                          |
| Client Doesn't Know/Prefer Not to Answer                              | 0               | 0  | 0                          |
| Data Not Collected  | 0               | 0  | 0                          |
| Number of Adult Stayers Not Yet Required to Have an Annual Assessment | 0               | 0  | 0                          |
| Number of Adult Stayers Without Required Annual Assessment            | 0               | 0  | 0                          |
| <b>Total Adults</b>   | <b>14</b>       | <b>0</b>                                       | <b>14</b>                  |

**Q17: Cash Income - Sources**

|   | Income at Start | Income at Latest Annual Assessment for Stayers | Income at Exit for Leavers |
|---|-----------------|--|----------------------------|
| Earned Income   | 3               | 0  | 3                          |
| Unemployment Insurance  | 0               | 0  | 0                          |
| Supplemental Security Income (SSI)  | 1               | 0  | 1                          |
| Social Security Disability Insurance (SSDI)                               | 3               | 0  | 3                          |
| VA Service-Connected Disability Compensation                              | 0               | 0  | 0                          |
| VA Non-Service-Connected Disability Pension                               | 0               | 0  | 0                          |
| Private Disability Insurance  | 0               | 0  | 0                          |
| Worker's Compensation   | 0               | 0  | 0                          |
| Temporary Assistance for Needy Families (TANF)                            | 0               | 0  | 0                          |
| General Assistance (GA)   | 2               | 0  | 2                          |
| Retirement Income from Social Security                                    | 0               | 0  | 0                          |
| Pension or retirement income from a former job                            | 0               | 0  | 0                          |
| Child Support   | 0               | 0  | 0                          |
| Alimony and other spousal support   | 0               | 0  | 0                          |
| Other Source  | 0               | 0  | 0                          |
| <b>Adults with Income Information at Start and Annual Assessment/Exit</b> | <b>0</b>        | <b>0</b>                                       | <b>14</b>                  |

## Q19b: Disabling Conditions and Income for Adults at Exit

|   | AO: Adult<br>with<br>Disabling<br>Condition | AO: Adult<br>without<br>Disabling<br>Condition | AO: Total<br>Adults | AO: %<br>with<br>Disabling<br>Condition<br>by Source | AO: Adult<br>with<br>Disabling<br>Condition | AO: Adult<br>without<br>Disabling<br>Condition | AO: Total<br>Adults | AO: %<br>with<br>Disabling<br>Condition<br>by Source | UK: Adult<br>with<br>Disabling<br>Condition | UK: Adult<br>without<br>Disabling<br>Condition | UK: Total<br>Adults |
|---|---|--|---------------------|--|---|--|---------------------|--|---|--|---------------------|
| Earned Income   | 0   | 1  | 1                   | 0%   | 1   | 1  | 2                   | 50.00%   | 0   | 0  | 0                   |
| Unemployment<br>Insurance                                 | 0   | 0  | 0                   | 0  | 0   | 0  | 0                   | 0  | 0   | 0  | 0                   |
| Supplemental<br>Security<br>Income (SSI)                  | 0   | 0  | 0                   | 0  | 1   | 0  | 1                   | 100.00%  | 0   | 0  | 0                   |
| Social Security<br>Disability<br>Insurance<br>(SSDI)      | 2   | 0  | 2                   | 100.00%  | 1   | 0  | 1                   | 100.00%  | 0   | 0  | 0                   |
| VA Service-<br>Connected<br>Disability<br>Compensation    | 0   | 0  | 0                   | 0  | 0   | 0  | 0                   | 0  | 0   | 0  | 0                   |
| VA Non-<br>Service-<br>Connected<br>Disability<br>Pension | 0   | 0  | 0                   | 0  | 0   | 0  | 0                   | 0  | 0   | 0  | 0                   |
| Private<br>Disability<br>Insurance                        | 0   | 0  | 0                   | 0  | 0   | 0  | 0                   | 0  | 0   | 0  | 0                   |
| Worker's<br>Compensation                                  | 0   | 0  | 0                   | 0  | 0   | 0  | 0                   | 0  | 0   | 0  | 0                   |
| Temporary<br>Assistance for<br>Ready Families<br>(TANF)   | 0   | 0  | 0                   | 0  | 0   | 0  | 0                   | 0  | 0   | 0  | 0                   |
| General<br>Assistance<br>(GA)                             | 1   | 0  | 1                   | 100.00%  | 1   | 0  | 1                   | 100.00%  | 0   | 0  | 0                   |
| Retirement<br>Income from<br>Social Security              | 0   | 0  | 0                   | 0  | 0   | 0  | 0                   | 0  | 0   | 0  | 0                   |
| Pension or<br>Retirement<br>Income from a<br>former job   | 0   | 0  | 0                   | 0  | 0   | 0  | 0                   | 0  | 0   | 0  | 0                   |
| Child Support   | 0   | 0  | 0                   | 0  | 0   | 0  | 0                   | 0  | 0   | 0  | 0                   |
| Alimony and<br>other spousal<br>support                   | 0   | 0  | 0                   | 0  | 0   | 0  | 0                   | 0  | 0   | 0  | 0                   |
| Other source  | 0   | 0  | 0                   | 0  | 1   | 0  | 1                   | 100.00%  | 0   | 0  | 0                   |
| No Sources  | 1   | 1  | 2                   | 50.00%   | 2   | 2  | 4                   | 50.00%   | 0   | 0  | 0                   |
| Unduplicated<br>Total Adults                              | 4   | 2  | 6                   |  | 5   | 3  | 8                   |  | 0   | 0  | 0                   |

Numbers in green italics have been recalculated or weighted based on available totals.



**Q20a: Type of Non-Cash Benefit Sources**

|  | Benefit at Start | Benefit at Latest Annual Assessment for Stayers | Benefit at Exit |
|--|------------------|---|-----------------|
| Supplemental Nutrition Assistance Program (SNAP) (Previously known as Food Stamps) | 9                | 0   | 10              |
| Special Supplemental Nutrition Program for Women, Infants, and Children (WIC)      | 3                | 0   | 3               |
| TANF Child Care Services   | 0                | 0   | 0               |
| TANF Transportation Services   | 0                | 0   | 0               |
| Other TANF Funded Services   | 0                | 0   | 0               |
| Other Source   | 0                | 0   | 0               |

**Q21: Health Insurance**

|   | At Start | At Annual Assessment for Stayers | At Exit for Leavers |
|---|----------|----------------------------------|---------------------|
| MEDICAID  | 24       | 0                                | 24                  |
| MEDICARE  | 2        | 0                                | 2                   |
| State Children's Health Insurance Program                       | 0        | 0                                | 0                   |
| Veteran's Health Administration (VHA)                           | 0        | 0                                | 0                   |
| Employer-Provided Health Insurance                              | 0        | 0                                | 0                   |
| Health Insurance obtained through COBRA                         | 0        | 0                                | 0                   |
| Private Pay Health Insurance                                    | 0        | 0                                | 0                   |
| State Health Insurance for Adults                               | 1        | 0                                | 1                   |
| Indian Health Services Program                                  | 0        | 0                                | 0                   |
| Other   | 0        | 0                                | 0                   |
| No Health Insurance   | 2        | 0                                | 2                   |
| Client Doesn't Know/Prefer Not to Answer                        | 0        | 0                                | 0                   |
| Data Not Collected  | 0        | 0                                | 0                   |
| Number of Stayers Not Yet Required to Have an Annual Assessment | 0        | 0                                | 0                   |
| 1 Source of Health Insurance                                    | 22       | 0                                | 22                  |
| More than 1 Source of Health Insurance                          | 2        | 0                                | 2                   |

## Q22a2: Length of Participation – ESG Projects

|                                | Total | Leavers | Stayers |
|--------------------------------|-------|---------|---------|
| 0 to 7 days                    | 0     | 0       | 0       |
| 8 to 14 days                   | 2     | 2       | 0       |
| 15 to 21 days                  | 0     | 0       | 0       |
| 22 to 30 days                  | 0     | 0       | 0       |
| 31 to 60 days                  | 17    | 17      | 0       |
| 61 to 90 days                  | 7     | 7       | 0       |
| 91 to 180 days                 | 0     | 0       | 0       |
| 181 to 365 days                | 0     | 0       | 0       |
| 366 to 730 days (1-2 Yrs)      | 0     | 0       | 0       |
| 731 to 1,095 days (2-3 Yrs)    | 0     | 0       | 0       |
| 1,096 to 1,460 days (3-4 Yrs)  | 0     | 0       | 0       |
| 1,461 to 1,825 days (4-5 Yrs)  | 0     | 0       | 0       |
| More than 1,826 days (> 5 Yrs) | 0     | 0       | 0       |
| Total                          | 26    | 26      | 0       |

## Q22c: Length of Time between Project Start Date and Housing Move-in Date

|   | Total | Without Children | With Children and Adults | With Only Children | Unknown Household Typ |
|---|-------|------------------|--------------------------|--------------------|-----------------------|
| 7 days or less                          | 12    | 4                | 6                        | 0                  | 0                     |
| 8 to 17 days                            | 5     | 1                | 4                        | 0                  | 0                     |
| 18 to 21 days                           | 2     | 0                | 2                        | 0                  | 0                     |
| 22 to 30 days                           | 0     | 0                | 0                        | 0                  | 0                     |
| 31 to 60 days                           | 2     | 0                | 1                        | 0                  | 0                     |
| 61 to 90 days                           | 0     | 0                | 0                        | 0                  | 0                     |
| 91 to 180 days                          | 0     | 0                | 0                        | 0                  | 0                     |
| 181 to 365 days                         | 0     | 0                | 0                        | 0                  | 0                     |
| 366 to 730 days (1-2 Yrs)               | 0     | 0                | 0                        | 0                  | 0                     |
| Total (persons moved into housing)      | 23    | 5                | 16                       | 0                  | 0                     |
| Average length of time to housing       | 11.00 | 4.00             | 13.00                    |                    |                       |
| Persons who were exited without move-in | 3     | 1                | 2                        | 0                  | 0                     |
| Total persons                           | 26    | 6                | 20                       | 0                  | 0                     |

Numbers in green *italics* have been recalculated or weighted based on available totals

|                           | Total | Without Children | With Children and Adults | With Only Children | Unknown Household Type |
|---------------------------|-------|------------------|--------------------------|--------------------|------------------------|
| 7 days or less            | 0     | 0                | 0                        | 0                  | 0                      |
| 8 to 14 days              | 2     | 0                | 2                        | 0                  | 0                      |
| 15 to 21 days             | 0     | 0                | 0                        | 0                  | 0                      |
| 22 to 33 days             | 0     | 0                | 0                        | 0                  | 0                      |
| 34 to 60 days             | 17    | 6                | 11                       | 0                  | 0                      |
| 61 to 90 days             | 7     | 0                | 7                        | 0                  | 0                      |
| 91 to 180 days            | 0     | 0                | 0                        | 0                  | 0                      |
| 181 to 365 days           | 0     | 0                | 0                        | 0                  | 0                      |
| 366 to 730 days (> 2 Yrs) | 0     | 0                | 0                        | 0                  | 0                      |
| 731 days or more          | 0     | 0                | 0                        | 0                  | 0                      |
| Total                     | 26    | 6                | 20                       | 0                  | 0                      |

|                            | Total     | Without Children | With Children and Adults | With Only Children | Unknown Household Type |
|----------------------------|-----------|------------------|--------------------------|--------------------|------------------------|
| 7 days or less             | 0         | 0                | 0                        | 0                  | 0                      |
| 8 to 14 days               | 0         | 0                | 0                        | 0                  | 0                      |
| 15 to 21 days              | 0         | 0                | 0                        | 0                  | 0                      |
| 22 to 30 days              | 0         | 0                | 0                        | 0                  | 0                      |
| 31 to 60 days              | 2         | 1                | 1                        | 0                  | 0                      |
| 61 to 90 days              | 4         | 1                | 3                        | 0                  | 0                      |
| 91 to 180 days             | 12        | 2                | 10                       | 0                  | 0                      |
| 181 to 365 days            | 4         | 3                | 4                        | 0                  | 0                      |
| 366 to 730 days (1-2 Yrs)  | 1         | 1                | 0                        | 0                  | 0                      |
| 731 days or more           | 0         | 0                | 0                        | 0                  | 0                      |
| <b>Total</b>               | <b>29</b> | <b>8</b>         | <b>18</b>                | <b>0</b>           | <b>0</b>               |
| Not yet moved into housing | 0         | 1                | 2                        | 0                  | 0                      |
| Data not collected         | 0         | 0                | 0                        | 0                  | 0                      |
| <b>Total persons</b>       | <b>29</b> | <b>9</b>         | <b>20</b>                | <b>0</b>           | <b>0</b>               |

722

**Q22f: Length of Time between Project Start Date and Housing Move-In Date by Race and Ethnicity**

|                                | American Indian, Alaska Native, or Indigenous | Asian or Asian American | Black, African American, or African | Hispanic/Latino/a/o | Middle Eastern or North African | Native Hawaiian or Pacific Islander | White | At Least 1 Race and Hispanic/Latino/a/o | Multi-racial (does include Hispanic/Latino/a/o) |
|--------------------------------|---|-------------------------|-------------------------------------|---------------------|---------------------------------|-------------------------------------|-------|---|---|
| Persons Moved Into Housing     | 0   | 0                       | 6                                   | 3                   | 0                               | 0                                   | 5     | 12                                      | 0   |
| Persons Exited Without Move-In | 0   | 0                       | 0                                   | 0                   | 0                               | 0                                   | 0     | 0                                       | 0   |
| Average time to Move-In        |   |                         | 4.00                                |                     |                                 |                                     | 11.00 | 15.00                                   |   |
| Median time to Move-In         |   |                         | 3.00                                |                     |                                 |                                     | 9.00  | 5.00                                    |   |

New as of 10/1/2023.

**Q22g: Length of Time Prior to Housing by Race and Ethnicity - based on 3,917 Date Homelessness Started**

|                                    | American Indian, Alaska Native, or Indigenous | Asian or Asian American | Black, African American, or African | Hispanic/Latino/a/o | Middle Eastern or North African | Native Hawaiian or Pacific Islander | White  | At Least 1 Race and Hispanic/Latino/a/o | Multi-racial (does include Hispanic/Latino/a/o) |
|------------------------------------|---|-------------------------|-------------------------------------|---------------------|---------------------------------|-------------------------------------|--------|---|---|
| Persons Moved Into Housing         | 0   | 0                       | 6                                   | 0                   | 0                               | 3                                   | 5      | 12                                      | 0   |
| Persons Not Yet Moved Into Housing | 0   | 0                       | 2                                   | 0                   | 0                               | 0                                   | 0      | 1                                       | 0   |
| Average time to Move-In            |   |                         | 138.00                              |                     |                                 |                                     | 127.00 | 188.00                                  |   |
| Median time to Move-In             |   |                         | 77.00                               |                     |                                 |                                     | 150.00 | 169.00                                  |   |

New as of 10/1/2023.

## Q23c: Exit Destination

|   | Total     | Without Children | With Children and Adults | With Only Children |
|---|-----------|------------------|--------------------------|--------------------|
| <b>Homeless Situations</b>  |           |                  |                          |                    |
| Place not meant for habitation (e.g., a vehicle, an abandoned building, bus/train/subway station/airport or anywhere outside) | 0         | 0                | 0                        | 0                  |
| Emergency shelter, including hotel or motel paid for with emergency shelter voucher, Host Home shelter                        | 0         | 0                | 3                        | 0                  |
| Safe Haven  | 0         | 0                | 0                        | 0                  |
| <b>Subtotal - Homeless Situations</b>   | <b>0</b>  | <b>0</b>         | <b>3</b>                 | <b>0</b>           |
| <b>Institutional Situations</b>   |           |                  |                          |                    |
| Foster care home or foster care group home  | 0         | 0                | 0                        | 0                  |
| Hospital or other residential non-psychiatric medical facility  | 0         | 0                | 0                        | 0                  |
| Jail, prison, or juvenile detention facility  | 0         | 0                | 0                        | 0                  |
| Long-term care facility or nursing home   | 0         | 0                | 0                        | 0                  |
| Psychiatric hospital or other psychiatric facility  | 0         | 0                | 0                        | 0                  |
| Substance abuse treatment facility or detox center  | 0         | 0                | 0                        | 0                  |
| <b>Subtotal - Institutional Situations</b>  | <b>0</b>  | <b>0</b>         | <b>0</b>                 | <b>0</b>           |
| <b>Temporary Situations</b>   |           |                  |                          |                    |
| Transitional housing for homeless persons (including homeless youth)  | 0         | 0                | 0                        | 0                  |
| Residential project or halfway house with no homeless criteria  | 0         | 0                | 0                        | 0                  |
| Hotel or motel paid for without emergency shelter voucher   | 0         | 0                | 0                        | 0                  |
| Host Home (no crisis)   | 0         | 0                | 0                        | 0                  |
| Staying or living with family, temporary tenure (e.g., room, apartment, or house)   | 0         | 0                | 0                        | 0                  |
| Staying or living with friends, temporary tenure (e.g., room, apartment, or house)  | 0         | 0                | 0                        | 0                  |
| Moved from one HOPWA funded project to HOPWA PH   | 0         | 0                | 0                        | 0                  |
| <b>Subtotal - Temporary Situations</b>  | <b>0</b>  | <b>0</b>         | <b>0</b>                 | <b>0</b>           |
| <b>Permanent Situations</b>   |           |                  |                          |                    |
| Staying or living with family, permanent tenure   | 2         | 0                | 2                        | 0                  |
| Staying or living with friends, permanent tenure  | 0         | 0                | 0                        | 0                  |
| Moved from one HOPWA funded project to HOPWA PH   | 0         | 0                | 0                        | 0                  |
| Rental by client, no ongoing housing subsidy  | 1         | 1                | 0                        | 0                  |
| Rental by client, with ongoing housing subsidy  | 23        | 5                | 16                       | 0                  |
| Owned by client, with ongoing housing subsidy   | 0         | 0                | 0                        | 0                  |
| Owned by client, no ongoing housing subsidy   | 0         | 0                | 0                        | 0                  |
| <b>Subtotal - Permanent Situations</b>  | <b>26</b> | <b>6</b>         | <b>20</b>                | <b>0</b>           |
| <b>Other Situations</b>   |           |                  |                          |                    |
| No Exit Interview Completed   | 0         | 0                | 0                        | 0                  |
| Other   | 0         | 0                | 0                        | 0                  |
| Deceased  | 0         | 0                | 0                        | 0                  |
| Client Doesn't Know/Prefer Not to Answer  | 0         | 0                | 0                        | 0                  |
| Data Not Collected  | 0         | 0                | 0                        | 0                  |

[https://www.sagehrm.com/sagehrm/reports/llr/pages/ga-adls.aspx?david=300&client\\_ID=73288&157.4218-1247118&autoexecute=true&medium...](https://www.sagehrm.com/sagehrm/reports/llr/pages/ga-adls.aspx?david=300&client_ID=73288&157.4218-1247118&autoexecute=true&medium...) 15/22

|   | Total   | Without Children | With Children and Adults | With Only Children |
|---|---------|------------------|--------------------------|--------------------|
| Subtotal - Other Situations   | 0       | 0                | 0                        | 0                  |
| <b>Total</b>  | 26      | 6                | 20                       | 0                  |
| Total persons exiting to positive housing destinations              | 26      | 6                | 20                       | 0                  |
| Total persons whose destinations excluded them from the calculation | 0       | 0                | 0                        | 0                  |
| Percentage  | 100.00% | 100.00%          | 100.00%                  | 0                  |

Updated 10/1/2023: Rows reordered and grouped differently. Destinations with subsidies are now detailed in Q23d. Existing data has been updated to me and reloaded to Q23d as appropriate.  
Numbers in green italics have been recalculated or weighted based on available data.

#### Q23d: Exit Destination – Subsidy Type of Persons Exiting to Rental by Client With An Ongoing Subsidy

|  | Total | Without Children | With Children and Adults | With Only Children | Unknown Type |
|--|-------|------------------|--------------------------|--------------------|--------------|
| GPD TIP housing subsidy  | 0     | 0                | 0                        | 0                  | 0            |
| VASH housing subsidy   | 0     | 0                | 0                        | 0                  | 0            |
| ARRT for equivalent subsidy  | 0     | 0                | 0                        | 0                  | 0            |
| HOV voucher (tenant or project based) (not dedicated)              | 22    | 7                | 10                       | 3                  | 0            |
| Public housing unit  | 0     | 0                | 0                        | 0                  | 0            |
| Rental by client, with other ongoing housing subsidy               | 0     | 0                | 0                        | 0                  | 0            |
| Housing Stability Voucher  | 0     | 0                | 0                        | 0                  | 0            |
| Family Unification Program Voucher (FUP)                           | 0     | 0                | 0                        | 0                  | 0            |
| Foster Youth to Independence Initiative (FYI)                      | 0     | 0                | 0                        | 0                  | 0            |
| Permanent Supportive Housing                                       | 1     | 1                | 0                        | 0                  | 0            |
| Civil or permanent housing dedicated for formerly homeless persons | 0     | 0                | 0                        | 0                  | 0            |
| <b>Total</b>   | 23    | 5                | 10                       | 0                  | 0            |

New as of 10/1/2023: Existing data from Q23c prior to 10/1/2023 has been relocated to Q23d as appropriate.

**Q23e: Exit Destination Type by Race and Ethnicity**

|                              | Total     | American Indian, Alaska Native, or Indigenous | Asian or Asian American | Black, African American, or African | Hispanic/Latina/e/o | Middle Eastern or North African | Native Hawaiian or Pacific Islander | White    | At Least 1 Race and Hispanic/Latina/e/o | Multi-racial not include Hispanic/L |
|------------------------------|-----------|---|-------------------------|-------------------------------------|---------------------|---------------------------------|-------------------------------------|----------|---|-------------------------------------|
| Homeless Situations          | 0         | 0   | 0                       | 0                                   | 0                   | 0                               | 0                                   | 0        | 0                                       | 0                                   |
| Institutional Situations     | 0         | 0   | 0                       | 0                                   | 0                   | 0                               | 0                                   | 0        | 0                                       | 0                                   |
| Temporary Housing Situations | 3         | 0   | 0                       | 0                                   | 0                   | 0                               | 0                                   | 0        | 0                                       | 0                                   |
| Permanent Housing Situations | 26        | 0   | 0                       | 8                                   | 0                   | 3                               | 0                                   | 5        | 13                                      | 0                                   |
| Other                        | 0         | 0   | 0                       | 0                                   | 0                   | 0                               | 0                                   | 0        | 0                                       | 0                                   |
| <b>Total</b>                 | <b>26</b> | <b>0</b>                                      | <b>0</b>                | <b>8</b>                            | <b>0</b>            | <b>3</b>                        | <b>0</b>                            | <b>5</b> | <b>13</b>                               | <b>0</b>                            |

New as of 10/1/2023.

**Q24a: Homelessness Prevention Housing Assessment at Exit**

|  | Total    | Without Children | With Children and Adults | With Only Children | U T      |
|--|----------|------------------|--------------------------|--------------------|----------|
| Able to maintain the housing they had at project start—Without a subsidy                                     | 0        | 0                | 0                        | 0                  | 0        |
| Able to maintain the housing they had at project start—With the subsidy they had at project start            | 0        | 0                | 0                        | 0                  | 0        |
| Able to maintain the housing they had at project start—With an on-going subsidy acquired since project start | 0        | 0                | 0                        | 0                  | 0        |
| Able to maintain the housing they had at project start—Only with financial assistance other than a subsidy   | 0        | 0                | 0                        | 0                  | 0        |
| Moved to new housing unit—With an on-going subsidy   | 0        | 0                | 0                        | 0                  | 0        |
| Moved to new housing unit—Without an on-going subsidy  | 0        | 0                | 0                        | 0                  | 0        |
| Moved in with family/friends on a temporary basis  | 0        | 0                | 0                        | 0                  | 0        |
| Moved in with family/friends on a permanent basis  | 0        | 0                | 0                        | 0                  | 0        |
| Moved to a transitional or temporary housing facility or program   | 0        | 0                | 0                        | 0                  | 0        |
| Client became homeless—moving to a shelter or other place unfit for human habitation                         | 0        | 0                | 0                        | 0                  | 0        |
| Jail/prison  | 0        | 0                | 0                        | 0                  | 0        |
| Deceased   | 0        | 0                | 0                        | 0                  | 0        |
| Client Doesn't Know/Prefers Not to Answer  | 0        | 0                | 0                        | 0                  | 0        |
| Data not collected (an exit interview completed)   | 0        | 0                | 0                        | 0                  | 0        |
| <b>Total</b>   | <b>0</b> | <b>0</b>         | <b>0</b>                 | <b>0</b>           | <b>0</b> |

**Q24d: Language of Persons Requiring Translation Assistance**

| Language Response (Top 20 Languages Selected) | Total Persons Requiring Translation Assistance | Language Name <sup>1</sup> |
|---|--|----------------------------|
| Indifferent/Preferred Language                | 0  |                            |
| Total   | 0  |                            |

As of 10/1/2023, the output of the languages has been sorted from most to least requested.

<sup>1</sup> Language name lookup is provided by Sage. The CSV upload contains only the first two columns.

**Q25a: Number of Veterans**

|  | Total | Without Children | With Children and Adults | Unknown Household Type |
|--|-------|------------------|--------------------------|------------------------|
| Chronically Homeless Veteran             | 0     | 0                | 0                        | 0                      |
| Non-Chronically Homeless Veteran         | 3     | 3                | 0                        | 0                      |
| Not a Veteran                            | 14    | 6                | 8                        | 0                      |
| Client Doesn't Know/Prefer Not to Answer | 0     | 0                | 0                        | 0                      |
| Data Not Collected                       | 0     | 0                | 0                        | 0                      |
| Total                                    | 14    | 6                | 8                        | 0                      |

**Q26b: Number of Chronically Homeless Persons by Household**

|  | Total | Without Children | With Children and Adults | With Only Children | Unknown Household Type |
|--|-------|------------------|--------------------------|--------------------|------------------------|
| Chronically Homeless                     | 0     | 0                | 0                        | 0                  | 0                      |
| Not Chronically Homeless                 | 26    | 6                | 20                       | 0                  | 0                      |
| Client Doesn't Know/Prefer Not to Answer | 0     | 0                | 0                        | 0                  | 0                      |
| Data Not Collected                       | 0     | 0                | 0                        | 0                  | 0                      |
| Total                                    | 26    | 6                | 20                       | 0                  | 0                      |





## HUD ESG CAPER - CSV upload only

Report: CAPER Period: Your user level here: Data Entry

## Q04a: Project Identifiers in HMIS

| Organization Name   | Organization ID | Project Name   | Project ID | HMIS Project Type | Method for Tracking ES | Affiliated with a residential project | Project IDs of affiliations | CoC Number | Geocode | Victim Service Provider | HM Sol Nar |
|---|-----------------|--|------------|-------------------|------------------------|---------------------------------------|-----------------------------|------------|---------|-------------------------|------------|
| St. Vincent DePaul Mission of Waterbury Inc. (SVDP Waterbury) | 4860            | St. Vincent DePaul Mission Shelter of Waterbury (ES) (IND) (FAM) (IOH) | 304        | I                 |                        |                                       |                             | CT-50.5    | 091194  | 0                       | Cap        |

CSV uploads containing multiple project rows in Q4 will display as separate rows here using the same value in Project Info Row ID.

## Q05a: Report Validations Table

| Category  | Count of Clients for DQ | Count of Clients |
|---|-------------------------|------------------|
| Total Number of Persons Served  | 504                     | 504              |
| Number of Adults (Age 18 or Over)                                     | 538                     | 538              |
| Number of Children (Under Age 18)                                     | 65                      | 66               |
| Number of Persons with Unknown Age                                    | 0                       | 0                |
| Number of Leavers   | 516                     | 516              |
| Number of Adult Leavers   | 462                     | 462              |
| Number of Adult and Head of Household Leavers                         | 462                     | 462              |
| Number of Stayers   | 88                      | 89               |
| Number of Adult Stayers   | 76                      | 75               |
| Number of Veterans  | 14                      | 11               |
| Number of Chronically Homeless Persons                                | 46                      | 45               |
| Number of Youth Under Age 25  | 41                      | 41               |
| Number of Parenting Youth Under Age 25 with Children                  | 5                       | 5                |
| Number of Adult Heads of Household                                    | 504                     | 504              |
| Number of Child and Unknown-Age Heads of Household                    | 0                       | 0                |
| Heads of Households and Adult Stayers in the Project 365 Days or More | 1                       | 1                |

Effective 1/1/2024, this question includes separate columns for totals relevant to the DQ questions and totals relevant to the entire APR. Data uploaded on or after 1/1/2024 will be bulk updated to use the same totals for both columns in order to support calculations in the Aggregator.

## Q06a: Data Quality: Personally Identifying Information

|                        | Client Doesn't Know/Prefer Not to Answer | Information Missing | Data Issues | Total | % of Issue Rate |
|------------------------|--|---------------------|-------------|-------|-----------------|
| Name                   | 0  | 0                   | 0           | 0     | 0%              |
| Serial Security Number | 0  | 17                  | 17          | 17    | 2.81%           |
| Date of Birth          | 0  | 0                   | 0           | 0     | 0%              |
| Race/Ethnicity         | 0  | 0                   | 0           | 0     | 0%              |
| Gender                 | 0  | 0                   | 0           | 0     | 0%              |
| Overall Score          | 0  | 0                   | 0           | 17    | 2.81%           |

Now as of 10/1/2023.

Numbers in green cells have been recalculated or weighted based on available totals.

## Q06b: Data Quality: Universal Data Elements

| Data Element                      | Client Doesn't Know/Prefer Not to Answer | Information Missing | Data Issues | Total | % of Issue Rate |
|-----------------------------------|--|---------------------|-------------|-------|-----------------|
| Veteran Status                    | 0  | 0                   | 0           | 0     | 0%              |
| Project Start Date                | 0  | 0                   | 0           | 0     | 0%              |
| Relationship to Head of Household | 0  | 0                   | 0           | 0     | 0%              |
| Enrollment CoC                    | 0  | 0                   | 0           | 0     | 0%              |
| Disabling Condition               | 0  | 0                   | 0           | 0     | 0%              |

Numbers in green cells have been recalculated or weighted based on available totals.

**Q06c: Data Quality: Income and Housing Data Quality**

| Data Element                            | Client Doesn't Know/Prefer Not to Answer | Information Missing | Data Issues | Total | % of Error Rate |
|---|--|---------------------|-------------|-------|-----------------|
| Destination                             | 0  | 0                   | 0           | 0     | 0%              |
| Income and Sources at Start             | 0  | 0                   | 0           | 0     | 0%              |
| Income and Sources at Annual Assessment | 0  | 0                   | 0           | 0     | 0%              |
| Income and Sources at Exit              | 0  | 0                   | 0           | 0     | 0%              |

Numbers in green italics have been recalculated or weighted based on available totals.

**Q06d: Data Quality: Chronic Homelessness**

| Entering into project type         | Count of Total Records | Missing Time in Institution | Missing Time in Housing | Approximate Date Started DK/R/missing | Number of Times DK/R/missing | Number of Months DK/R/missing |
|------------------------------------|------------------------|-----------------------------|-------------------------|---------------------------------------|------------------------------|-------------------------------|
| ES-EE, ES-NbN, SH, Street Outreach | 538                    | 0                           | 0                       | 0                                     | 0                            | 0                             |
| TH                                 | 0                      | 0                           | 0                       | 0                                     | 0                            | 0                             |
| PH (All)                           | 0                      | 0                           | 0                       | 0                                     | 0                            | 0                             |
| C>                                 | 0                      | 0                           | 0                       | 0                                     | 0                            | 0                             |
| SSO, Day Shelter, E>               | 0                      | 0                           | 0                       | 0                                     | 0                            | 0                             |
| Total                              | 538                    | 0                           | 0                       | 0                                     | 0                            | 0                             |

Numbers in green italics have been recalculated or weighted based on available totals.

**Q06e: Data Quality: Timeliness**

| Time for Record Entry | Number of Project Start Records | Number of Project Exit Records |
|-----------------------|---------------------------------|--------------------------------|
| < 0 days              | 0                               | 55                             |
| 0 days                | 412                             | 10                             |
| 1-3 Days              | 108                             | 430                            |
| 4-6 Days              | 0                               | 4                              |
| 7-10 Days             | 2                               | 3                              |
| 11+ Days              | 0                               | 4                              |

**Q06f: Data Quality: Inactive Records: Street Outreach & Emergency Shelter**

| Data Element   | # of Records | # of Inactive Records | % of Inactive Records |
|--|--------------|-----------------------|-----------------------|
| Contact (Adults and Heads of Household in Street Outreach or ES-NbN) | 16           | 0                     | 0%                    |
| Bed Night (All Clients in ES-NbN)                                    | 22           | 0                     | 0%                    |

Numbers in green italics have been recalculated or weighted based on available totals.

**Q07a: Number of Persons Served**

|   | Total | Without Children | With Children and Adults | With Only Children | Unkn Type |
|---|-------|------------------|--------------------------|--------------------|-----------|
| Adults  | 536   | 494              | 44                       | 0                  | 0         |
| Children  | 60    | 0                | 66                       | 0                  | 0         |
| Client Doesn't Know/Refers Not to Answer                        | 0     | 0                | 0                        | 0                  | 0         |
| Data Not Collected  | 0     | 0                | 0                        | 0                  | 0         |
| Total   | 601   | 494              | 110                      | 0                  | 0         |
| For PSH & RHH - the total persons served who moved into housing | 0     | 0                | 0                        | 0                  | 0         |

**Q07b: Point-in-Time Count of Persons on the Last Wednesday**

|         | Total | Without Children | With Children and Adults | With Only Children | Unknown Household Type |
|---------|-------|------------------|--------------------------|--------------------|------------------------|
| January | 85    | 71               | 16                       | 0                  | 0                      |
| April   | 90    | 65               | 21                       | 0                  | 0                      |
| July    | 80    | 63               | 17                       | 0                  | 0                      |
| October | 62    | 60               | 17                       | 0                  | 0                      |

**Q08a: Households Served**

|  | Total | Without Children | With Children and Adults | With Only Children | Unkn Type |
|--|-------|------------------|--------------------------|--------------------|-----------|
| Total Households   | 504   | 470              | 34                       | 0                  | 0         |
| For PSH & RHH - the total households served who moved into housing | 0     | 0                | 0                        | 0                  | 0         |

**Q08b: Point-in-Time Count of Households on the Last Wednesday**

|         | Total | Without Children | With Children and Adults | With Only Children | Unknown Household Type |
|---------|-------|------------------|--------------------------|--------------------|------------------------|
| January | 75    | 64               | 6                        | 0                  | 0                      |
| April   | 72    | 66               | 6                        | 0                  | 0                      |
| July    | 64    | 59               | 5                        | 0                  | 0                      |
| October | 66    | 61               | 5                        | 0                  | 0                      |

**Q09a: Number of Persons Contacted**

| Number of Persons Contacted | All Persons Contacted | First contact - NOT staying on the Streets, ES-EE, ES-NbN, or SH | First contact - WAS staying on Streets, ES-EE, ES-NbN, or SH | First contact to determine |
|-----------------------------|-----------------------|--|--|----------------------------|
| Once                        | 0                     | 0  | 0  | 0                          |
| 2-5 Times                   | 0                     | 0  | 0  | 0                          |
| 6-9 Times                   | 0                     | 0  | 0  | 0                          |
| 10+ Times                   | 0                     | 0  | 0  | 0                          |
| Total Persons Contacted     | 0                     | 0  | 0  | 0                          |

**Q09b: Number of Persons Newly Engaged**

| Number of Persons Engaged | All Persons Contacted | First contact - NOT staying on the Streets, ES-EE, ES-NbN, or SH | First contact - WAS staying on Streets, ES-EE, ES-NbN, or SH | First contacts to determine |
|---------------------------|-----------------------|--|--|-----------------------------|
| 0                         | 0                     | 0  | 0  | 0                           |
| 1-4                       | 0                     | 0  | 0  | 0                           |
| 5-9                       | 0                     | 0  | 0  | 0                           |
| 10+                       | 0                     | 0  | 0  | 0                           |
| Total Persons Engaged     | 0                     | 0  | 0  | 0                           |
| Rate of Engagement        | 0                     | 0  | 0  | 0                           |

Numbers in green italics have been recalculated or weighted based on available totals.

## Q10a: Gender

|   | Total | Without Children | With Children and Adults | With Only Children | (Unknown Household Ty |
|---|-------|------------------|--------------------------|--------------------|-----------------------|
| Woman   | 213   | 148              | 65                       | 0                  | 0                     |
| Man   | 387   | 342              | 45                       | 0                  | 0                     |
| Culturally Specific Identity                    | 0     | 0                | 0                        | 0                  | 0                     |
| Transgender                                     | 1     | 1                | 0                        | 0                  | 0                     |
| Non-Binary                                      | 1     | 1                | 0                        | 0                  | 0                     |
| Questioning                                     | 0     | 0                | 0                        | 0                  | 0                     |
| Different Identity                              | 0     | 0                | 0                        | 0                  | 0                     |
| Woman/Man                                       | 0     | 0                | 0                        | 0                  | 0                     |
| Woman/Culturally Specific Identity              | 0     | 0                | 0                        | 0                  | 0                     |
| Woman/Transgender                               | 1     | 1                | 0                        | 0                  | 0                     |
| Woman/Non-Binary                                | 0     | 0                | 0                        | 0                  | 0                     |
| Woman/Questioning                               | 0     | 0                | 0                        | 0                  | 0                     |
| Woman/Different Identity                        | 0     | 0                | 0                        | 0                  | 0                     |
| Man/Culturally Specific Identity                | 0     | 0                | 0                        | 0                  | 0                     |
| Man/Transgender                                 | 1     | 1                | 0                        | 0                  | 0                     |
| Man/Non-Binary                                  | 0     | 0                | 0                        | 0                  | 0                     |
| Man/Questioning                                 | 0     | 0                | 0                        | 0                  | 0                     |
| Man/Different Identity                          | 0     | 0                | 0                        | 0                  | 0                     |
| Culturally Specific Identity/Transgender        | 0     | 0                | 0                        | 0                  | 0                     |
| Culturally Specific Identity/Non-Binary         | 0     | 0                | 0                        | 0                  | 0                     |
| Culturally Specific Identity/Questioning        | 0     | 0                | 0                        | 0                  | 0                     |
| Culturally Specific Identity/Different Identity | 0     | 0                | 0                        | 0                  | 0                     |
| Transgender/Non-Binary                          | 0     | 0                | 0                        | 0                  | 0                     |
| Transgender/Questioning                         | 0     | 0                | 0                        | 0                  | 0                     |
| Transgender/Different Identity                  | 0     | 0                | 0                        | 0                  | 0                     |
| Non-Binary/Questioning                          | 0     | 0                | 0                        | 0                  | 0                     |
| Non-Binary/Different Identity                   | 0     | 0                | 0                        | 0                  | 0                     |
| Questioning/Different Identity                  | 0     | 0                | 0                        | 0                  | 0                     |
| More than 2 Gender Identities Selected          | 0     | 0                | 0                        | 0                  | 0                     |
| Client Doesn't Know/Prefer Not to Answer        | 0     | 0                | 0                        | 0                  | 0                     |
| Data Not Collected                              | 0     | 0                | 0                        | 0                  | 0                     |
| Total   | 604   | 494              | 110                      | 0                  | 0                     |

New as of 10/1/2023.

## Q10d: Gender by Age Ranges

|   | Total | Under Age 18 | Age 18-24 | Age 25-64 | Age 65+ | Client Doesn't Know/Prefers Not to Answer |
|---|-------|--------------|-----------|-----------|---------|---|
| Woman   | 213   | 31           | 23        | 149       | 10      | 0   |
| Man   | 387   | 35           | 27        | 307       | 18      | 0   |
| Culturally Specific Identity                    | 0     | 0            | 0         | 0         | 0       | 0   |
| Transgender                                     | 1     | 0            | 0         | 1         | 0       | 0   |
| Non-Binary                                      | 1     | 0            | 0         | 1         | 0       | 0   |
| Questioning                                     | 0     | 0            | 0         | 0         | 0       | 0   |
| Different Identity                              | 0     | 0            | 0         | 0         | 0       | 0   |
| Woman/Man                                       | 0     | 0            | 0         | 0         | 0       | 0   |
| Woman/Culturally Specific Identity              | 0     | 0            | 0         | 0         | 0       | 0   |
| Woman/Transgender                               | 1     | 0            | 0         | 1         | 0       | 0   |
| Woman/Non-Binary                                | 0     | 0            | 0         | 0         | 0       | 0   |
| Woman/Questioning                               | 0     | 0            | 0         | 0         | 0       | 0   |
| Woman/Different Identity                        | 0     | 0            | 0         | 0         | 0       | 0   |
| Man/Culturally Specific Identity                | 0     | 0            | 0         | 0         | 0       | 0   |
| Man/Transgender                                 | 1     | 0            | 0         | 1         | 0       | 0   |
| Man/Non-Binary                                  | 0     | 0            | 0         | 0         | 0       | 0   |
| Man/Questioning                                 | 0     | 0            | 0         | 0         | 0       | 0   |
| Man/Different Identity                          | 0     | 0            | 0         | 0         | 0       | 0   |
| Culturally Specific Identity/Transgender        | 0     | 0            | 0         | 0         | 0       | 0   |
| Culturally Specific Identity/Non-Binary         | 0     | 0            | 0         | 0         | 0       | 0   |
| Culturally Specific Identity/Questioning        | 0     | 0            | 0         | 0         | 0       | 0   |
| Culturally Specific Identity/Different Identity | 0     | 0            | 0         | 0         | 0       | 0   |
| Transgender/Non-Binary                          | 0     | 0            | 0         | 0         | 0       | 0   |
| Transgender/Questioning                         | 0     | 0            | 0         | 0         | 0       | 0   |
| Transgender/Different Identity                  | 0     | 0            | 0         | 0         | 0       | 0   |
| Non-Binary/Questioning                          | 0     | 0            | 0         | 0         | 0       | 0   |
| Non-Binary/Different Identity                   | 0     | 0            | 0         | 0         | 0       | 0   |
| Questioning/Different Identity                  | 0     | 0            | 0         | 0         | 0       | 0   |
| More than 2 Gender Identities Selected          | 0     | 0            | 0         | 0         | 0       | 0   |
| Client Doesn't Know/Prefers Not to Answer       | 0     | 0            | 0         | 0         | 0       | 0   |
| Data Not Collected                              | 0     | 0            | 0         | 0         | 0       | 0   |
| Total   | 604   | 66           | 50        | 460       | 28      | 0   |

New as of 10/1/2023.

## Q11: Age

|  | Total | Without Children | With Children and Adults | With Only Children | Unknown Household Type |
|--|-------|------------------|--------------------------|--------------------|------------------------|
| Under 5                                  | 33    | 0                | 33                       | 0                  | 0                      |
| 5-12                                     | 25    | 0                | 25                       | 0                  | 0                      |
| 13-17                                    | 8     | 0                | 8                        | 0                  | 0                      |
| 18-24                                    | 50    | 40               | 10                       | 0                  | 0                      |
| 25-34                                    | 122   | 39               | 23                       | 0                  | 0                      |
| 35-44                                    | 119   | 103              | 10                       | 0                  | 0                      |
| 45-54                                    | 127   | 120              | 1                        | 0                  | 0                      |
| 55-64                                    | 98    | 98               | 0                        | 0                  | 0                      |
| 65+                                      | 28    | 28               | 0                        | 0                  | 0                      |
| Client Doesn't Know/Prefer Not to Answer | 0     | 0                | 0                        | 0                  | 0                      |
| Data Not Collected                       | 0     | 0                | 0                        | 0                  | 0                      |
| Total                                    | 604   | 434              | 110                      | 0                  | 0                      |

New as of 10/1/2023.



## Q12: Race and Ethnicity

|   | Total | Without Children | With Children and Adults | With Only Children | Und Type |
|---|-------|------------------|--------------------------|--------------------|----------|
| American Indian, Alaska Native, or Indigenous                                       | 4     | 4                | 0                        | 0                  | 0        |
| Asian or Asian American   | 2     | 1                | 1                        | 0                  | 0        |
| Black, African American, or African   | 187   | 53               | 34                       | 0                  | 0        |
| Hispanic/Latino/a/o   | 85    | 71               | 24                       | 0                  | 0        |
| Middle Eastern or North African   | 2     | 2                | 0                        | 0                  | 0        |
| Native Hawaiian or Pacific Islander   | 0     | 0                | 0                        | 0                  | 0        |
| White   | 100   | 110              | 10                       | 0                  | 0        |
| Asian or Asian American & American Indian, Alaska Native, or Indigenous             | 0     | 0                | 0                        | 0                  | 0        |
| Black, African American, or African & American Indian, Alaska Native, or Indigenous | 3     | 3                | 0                        | 0                  | 0        |
| Hispanic/Latina/o & American Indian, Alaska Native, or Indigenous                   | 0     | 0                | 0                        | 0                  | 0        |
| Middle Eastern or North African & American Indian, Alaska Native, or Indigenous     | 0     | 0                | 0                        | 0                  | 0        |
| Native Hawaiian or Pacific Islander & American Indian, Alaska Native, or Indigenous | 0     | 0                | 0                        | 0                  | 0        |
| White & American Indian, Alaska Native, or Indigenous                               | 1     | 1                | 0                        | 0                  | 0        |
| Black, African American, or African & Asian or Asian American                       | 2     | 0                | 2                        | 0                  | 0        |
| Hispanic/Latina/o & Asian or Asian American   | 0     | 0                | 0                        | 0                  | 0        |
| Middle Eastern or North African & Asian or Asian American                           | 0     | 0                | 0                        | 0                  | 0        |
| Native Hawaiian or Pacific Islander & Asian or Asian American                       | 0     | 0                | 0                        | 0                  | 0        |
| White & Asian or Asian American   | 0     | 0                | 0                        | 0                  | 0        |
| Hispanic/Latina/o & Black, African American, or African                             | 23    | 14               | 9                        | 0                  | 0        |
| Middle Eastern or North African & Black, African American, or African               | 0     | 0                | 0                        | 0                  | 0        |
| Native Hawaiian or Pacific Islander & Black, African American, or African           | 1     | 1                | 0                        | 0                  | 0        |
| White & Black, African American, or African   | 11    | 7                | 4                        | 0                  | 0        |
| Middle Eastern or North African & Hispanic/Latina/o                                 | 0     | 0                | 0                        | 0                  | 0        |
| Native Hawaiian or Pacific Islander & Hispanic/Latina/o                             | 1     | 1                | 0                        | 0                  | 0        |
| White & Hispanic/Latina/o   | 104   | 91               | 23                       | 0                  | 0        |
| Native Hawaiian or Pacific Islander & Middle Eastern or North African               | 0     | 0                | 0                        | 0                  | 0        |
| White & Middle Eastern or North African   | 1     | 1                | 0                        | 0                  | 0        |
| White & Native Hawaiian or Pacific Islander   | 0     | 0                | 0                        | 0                  | 0        |
| Multiracial – more than 2 races/ethnicity, with one being Hispanic/Latina/o         | 5     | 2                | 3                        | 0                  | 0        |
| Multiracial – more than 2 races, where no option is Hispanic/Latina/o               | 2     | 2                | 0                        | 0                  | 0        |
| Client Doesn't Know/Prefer Not to Answer  | 0     | 0                | 0                        | 0                  | 0        |
| Data Not Collected  | 2     | 2                | 0                        | 0                  | 0        |
| Total   | 664   | 494              | 110                      | 0                  | 0        |

New as of 10/1/2023.

**Q13a1: Physical and Mental Health Conditions at Start**

|   | Total Persons | Without Children | Adults in HH with Children & Adults | Children in HH with Children & Adults | With Children and Adults | With Only Children |
|---|---------------|------------------|-------------------------------------|---------------------------------------|--------------------------|--------------------|
| Mental Health Disorder                  | 278           | 254              | 24                                  | 1                                     | 0                        | 0                  |
| Alcohol Use Disorder                    | 40            | 39               | 1                                   | 0                                     | 0                        | 0                  |
| Drug Use Disorder                       | 93            | 94               | 1                                   | 0                                     | 0                        | 0                  |
| Both Alcohol Use and Drug Use Disorders | 31            | 31               | 0                                   | 0                                     | 0                        | 0                  |
| Chronic Health Condition                | 183           | 163              | 9                                   | 6                                     | 0                        | 0                  |
| HIV/AIDS                                | 16            | 16               | 0                                   | 0                                     | 0                        | 0                  |
| Developmental Disability                | 57            | 52               | 2                                   | 3                                     | 0                        | 0                  |
| Physical Disability                     | 145           | 140              | 5                                   | 2                                     | 0                        | 0                  |

6. The "With Children and Adults" column is retired as of 10/1/2019 and replaced with the columns "Adults in HH with Children & Adults" and "Children in Adults".

**Q13b1: Physical and Mental Health Conditions at Exit**

|   | Total Persons | Without Children | Adults in HH with Children & Adults | Children in HH with Children & Adults | With Children and Adults | With Only Children |
|---|---------------|------------------|-------------------------------------|---------------------------------------|--------------------------|--------------------|
| Mental Health Disorder                  | 250           | 231              | 18                                  | 1                                     | 0                        | 0                  |
| Alcohol Use Disorder                    | 34            | 32               | 1                                   | 0                                     | 0                        | 0                  |
| Drug Use Disorder                       | 91            | 90               | 0                                   | 0                                     | 0                        | 0                  |
| Both Alcohol Use and Drug Use Disorders | 29            | 28               | 0                                   | 0                                     | 0                        | 0                  |
| Chronic Health Condition                | 149           | 136              | 7                                   | 6                                     | 0                        | 0                  |
| HIV/AIDS                                | 14            | 14               | 0                                   | 0                                     | 0                        | 0                  |
| Developmental Disability                | 46            | 44               | 0                                   | 0                                     | 0                        | 0                  |
| Physical Disability                     | 117           | 113              | 3                                   | 1                                     | 0                        | 0                  |

6. The "With Children and Adults" column is retired as of 10/1/2019 and replaced with the columns "Adults in HH with Children & Adults" and "Children in Adults".

**Q13c1: Physical and Mental Health Conditions for Stayers**

|   | Total Persons | Without Children | Adults in HH with Children & Adults | Children in HH with Children & Adults | With Children and Adults | With Only Children |
|---|---------------|------------------|-------------------------------------|---------------------------------------|--------------------------|--------------------|
| Mental Health Disorder                  | 24            | 23               | 1                                   | 0                                     | 0                        | 0                  |
| Alcohol Use Disorder                    | 6             | 6                | 0                                   | 0                                     | 0                        | 0                  |
| Drug Use Disorder                       | 10            | 9                | 1                                   | 0                                     | 0                        | 0                  |
| Both Alcohol Use and Drug Use Disorders | 7             | 4                | 0                                   | 0                                     | 0                        | 0                  |
| Chronic Health Condition                | 28            | 26               | 2                                   | 0                                     | 0                        | 0                  |
| HIV/AIDS                                | 2             | 2                | 0                                   | 0                                     | 0                        | 0                  |
| Developmental Disability                | 6             | 5                | 1                                   | 0                                     | 0                        | 0                  |
| Physical Disability                     | 26            | 25               | 0                                   | 1                                     | 0                        | 0                  |

6. The "With Children and Adults" column is retired as of 10/1/2019 and replaced with the columns "Adults in HH with Children & Adults" and "Children in Adults".

**Q14a: History of Domestic Violence, Sexual Assault, Dating Violence, Stalking, or Human Trafficking**

|   | Total | Without Children | With Children and Adults | With Only Children | Unknown Household Typ |
|---|-------|------------------|--------------------------|--------------------|-----------------------|
| Yes                                       | 94    | 75               | 9                        | 0                  | 0                     |
| No  | 449   | 414              | 35                       | 0                  | 0                     |
| Client Doesn't Know/Prefers Not to Answer | 1     | 1                | 0                        | 0                  | 0                     |
| Data Not Collected                        | 4     | 4                | 0                        | 0                  | 0                     |
| Total                                     | 538   | 494              | 44                       | 0                  | 0                     |

**Q14b: Most recent experience of domestic violence, sexual assault, dating violence, stalking, or human trafficking**

|   | Total | Without Children | With Children and Adults | With Only Children | Unknown Household Typ |
|---|-------|------------------|--------------------------|--------------------|-----------------------|
| Within the past three months              | 20    | 17               | 3                        | 0                  | 0                     |
| Three to six months ago                   | 5     | 4                | 1                        | 0                  | 0                     |
| Six months to one year                    | 7     | 5                | 1                        | 0                  | 0                     |
| One year ago, or more                     | 50    | 46               | 4                        | 0                  | 0                     |
| Client Doesn't Know/Prefers Not to Answer | 2     | 2                | 0                        | 0                  | 0                     |
| Data Not Collected                        | 0     | 0                | 0                        | 0                  | 0                     |
| Total                                     | 84    | 74               | 9                        | 0                  | 0                     |

New as of 10/1/2023.

## Q15: Living Situation

|  | Total      | Without Children | With Children and Adults | With Only Children | Unreported |
|--|------------|------------------|--------------------------|--------------------|------------|
| <b>Homeless Situations</b>   |            |                  |                          |                    |            |
| Place not meant for habitation   | 345        | 328              | 22                       | 0                  | 0          |
| Emergency shelter, including hotel or motel paid for with emergency shelter voucher, host/home shelter | 2          | 7                | 0                        | 0                  | 0          |
| Safe Haven   | 15         | 15               | 0                        | 0                  | 0          |
| <b>Subtotal - Homeless Situations</b>  | <b>372</b> | <b>345</b>       | <b>22</b>                | <b>0</b>           | <b>0</b>   |
| <b>Institutional Situations</b>  |            |                  |                          |                    |            |
| Foster care home or foster care group home   | 1          | 1                | 0                        | 0                  | 0          |
| Hospital or other residential non-psychiatric medical facility   | 24         | 24               | 0                        | 0                  | 0          |
| Jail, prison, or juvenile detention facility   | 9          | 9                | 0                        | 0                  | 0          |
| Long-term care facility or nursing home  | 0          | 0                | 0                        | 0                  | 0          |
| Psychiatric hospital or other psychiatric facility   | 4          | 4                | 0                        | 0                  | 0          |
| Substance abuse treatment facility or detox center   | 3          | 3                | 0                        | 0                  | 0          |
| <b>Subtotal - Institutional Situations</b>   | <b>41</b>  | <b>41</b>        | <b>0</b>                 | <b>0</b>           | <b>0</b>   |
| <b>Temporary Situations</b>  |            |                  |                          |                    |            |
| Transitional housing for homeless persons (including homeless youth)                                   | 2          | 2                | 0                        | 0                  | 0          |
| Residential project or halfway house with no homeless criteria   | 2          | 2                | 0                        | 0                  | 0          |
| Hotel or motel paid for without emergency shelter voucher  | 11         | 13               | 1                        | 0                  | 0          |
| Host Home (non-online)   | 0          | 0                | 0                        | 0                  | 0          |
| Staying or living in a friend's room, apartment, or house  | 53         | 45               | 8                        | 0                  | 0          |
| Staying or living in a family member's room, apartment, or house                                       | 34         | 31               | 3                        | 0                  | 0          |
| <b>Subtotal - Temporary Situations</b>   | <b>102</b> | <b>93</b>        | <b>12</b>                | <b>0</b>           | <b>0</b>   |
| <b>Permanent Situations</b>  |            |                  |                          |                    |            |
| Rental by client, no ongoing housing subsidy   | 13         | 16               | 3                        | 0                  | 0          |
| Rental by client, with ongoing housing subsidy   | 31         | 31               | 0                        | 0                  | 0          |
| Owned by client, with ongoing housing subsidy  | 2          | 1                | 1                        | 0                  | 0          |
| Owned by client, no ongoing housing subsidy  | 1          | 0                | 1                        | 0                  | 0          |
| <b>Subtotal - Permanent Situations</b>   | <b>56</b>  | <b>48</b>        | <b>5</b>                 | <b>0</b>           | <b>0</b>   |
| Client Doesn't Know/Prefer Not to Answer   | 1          | 1                | 0                        | 0                  | 0          |
| Data Not Collected   | 0          | 0                | 0                        | 0                  | 0          |
| <b>Subtotal - Other Situations</b>   | <b>1</b>   | <b>1</b>         | <b>0</b>                 | <b>0</b>           | <b>0</b>   |
| <b>TOTAL</b>   | <b>538</b> | <b>484</b>       | <b>44</b>                | <b>0</b>           | <b>0</b>   |

Updated 10/1/2023: Rows reordered and grouped differently. New "rental by client, with ongoing housing subsidy" row includes data previously reported subsidy types.

S: Interim housing is relied as of 10/1/2019.

**Q16: Cash Income - Ranges**

|   | Income at Start | Income at Latest Annual Assessment for Stayers | Income at Exit for Leavers |
|---|-----------------|--|----------------------------|
| No income   | 350             | 1  | 304                        |
| \$1 - \$150   | 4               | 0  | 1                          |
| \$151 - \$250   | 10              | 0  | 8                          |
| \$251 - \$500   | 15              | 0  | 12                         |
| \$501 - \$1000  | 35              | 0  | 73                         |
| \$1,001 - \$1,500   | 34              | 0  | 50                         |
| \$1,501 - \$2,000   | 22              | 0  | 15                         |
| \$2,001+  | 22              | 0  | 17                         |
| Client Doesn't Know/Prefers Not to Answer                             | 0               | 0  | 0                          |
| Data Not Collected  | 0               | 0  | 0                          |
| Number of Adult Stayers Not Yet Required to Have an Annual Assessment | 0               | 75   | 0                          |
| Number of Adult Stayers Without Required Annual Assessment            | 0               | 0  | 0                          |
| Total Adults  | 588             | 76   | 462                        |

**Q17: Cash Income - Sources**

|  | Income at Start | Income at Latest Annual Assessment for Stayers | Income at Exit for Leavers |
|--|-----------------|--|----------------------------|
| Earned Income  | 50              | 0  | 48                         |
| Unemployment Insurance   | 4               | 0  | 4                          |
| Supplemental Security Income (SSI)                                 | 50              | 0  | 50                         |
| Social Security Disability Insurance (SSDI)                        | 51              | 0  | 50                         |
| VA Service-Connected Disability Compensation                       | 1               | 0  | 0                          |
| VA Non-Service Connected Disability Pension                        | 2               | 0  | 1                          |
| Private Disability Insurance                                       | 0               | 0  | 0                          |
| Worker's Compensation  | 0               | 0  | 0                          |
| Temporary Assistance for Needy Families (TANF)                     | 0               | 0  | 5                          |
| General Assistance (GA)  | 9               | 0  | 8                          |
| Retirement Income from Social Security                             | 1               | 0  | 3                          |
| Pension or retirement income from a former job                     | 2               | 0  | 1                          |
| Child Support  | 7               | 0  | 4                          |
| Alimony and other spousal support                                  | 0               | 0  | 0                          |
| Other Source   | 12              | 0  | 9                          |
| Adults with Income Information at Start and Annual Assessment/Exit | 0               | 1  | 461                        |

## Q19b: Disabling Conditions and Income for Adults at Exit

|  | At: Adult with Disabling Condition | AO: Adult without Disabling Condition | AO: Total Adults | AO: % with Disabling Condition by Source | AC: Adult with Disabling Condition | AC: Adult without Disabling Condition | AC: Total Adults | AC: % with Disabling Condition by Source | UK: Adult with Disabling Condition | UK: Adult without Disabling Condition | UK: Total Adults |
|--|------------------------------------|---------------------------------------|------------------|--|------------------------------------|---------------------------------------|------------------|--|------------------------------------|---------------------------------------|------------------|
| Earned Income                                  | 7                                  | 27                                    | 34               | 20.59%                                   | 1                                  | 8                                     | 9                | 11.11%                                   | 0                                  | 8                                     | 8                |
| Unemployment Insurance                         | 3                                  | 0                                     | 3                | 100.00%                                  | 0                                  | 1                                     | 1                | 0%                                       | 0                                  | 0                                     | 0                |
| Supplemental Security Income (SSI)             | 36                                 | 11                                    | 47               | 76.60%                                   | 1                                  | 2                                     | 3                | 33.33%                                   | 0                                  | 0                                     | 0                |
| Social Security Disability Insurance (SSDI)    | 39                                 | 8                                     | 47               | 82.98%                                   | 2                                  | 1                                     | 3                | 66.67%                                   | 3                                  | 3                                     | 6                |
| VA Service-Connected Disability Compensation   | 0                                  | 0                                     | 0                | 0  | 0                                  | 0                                     | 0                | 0  | 0                                  | 0                                     | 0                |
| VA Non-Service-Connected Disability Pension    | 1                                  | 0                                     | 1                | 100.00%                                  | 0                                  | 0                                     | 0                | 0  | 0                                  | 0                                     | 0                |
| Private Disability Insurance                   | 0                                  | 3                                     | 3                | 0  | 0                                  | 0                                     | 0                | 0  | 0                                  | 0                                     | 0                |
| Worker's Compensation                          | 0                                  | 0                                     | 0                | 0  | 0                                  | 0                                     | 0                | 0  | 0                                  | 0                                     | 0                |
| Temporary Assistance for Needy Families (TANF) | 1                                  | 1                                     | 2                | 50.00%                                   | 0                                  | 3                                     | 3                | 0%                                       | 3                                  | 0                                     | 3                |
| General Assistance (GA)                        | 0                                  | 1                                     | 1                | 65.71%                                   | 1                                  | 0                                     | 1                | 100.00%                                  | 0                                  | 0                                     | 0                |
| Retirement Income from Social Security         | 2                                  | 1                                     | 3                | 66.67%                                   | 0                                  | 0                                     | 0                | 0  | 0                                  | 0                                     | 0                |
| Pension or retirement income from a former job | 1                                  | 0                                     | 1                | 100.00%                                  | 0                                  | 0                                     | 0                | 0  | 0                                  | 0                                     | 0                |
| Child Support                                  | 1                                  | 1                                     | 2                | 50.00%                                   | 0                                  | 2                                     | 2                | 0%                                       | 0                                  | 0                                     | 0                |
| Alimony and other spousal support              | 0                                  | 0                                     | 0                | 0  | 0                                  | 0                                     | 0                | 0  | 0                                  | 0                                     | 0                |
| Other source                                   | 8                                  | 2                                     | 10               | 80.00%                                   | 1                                  | 1                                     | 2                | 50.00%                                   | 0                                  | 0                                     | 0                |
| No Sources                                     | 92                                 | 194                                   | 286              | 32.17%                                   | 6                                  | 12                                    | 18               | 33.33%                                   | 0                                  | 0                                     | 0                |
| Unduplicated Total Adults                      | 183                                | 243                                   | 426              |  | 10                                 | 25                                    | 35               |  | 0                                  | 0                                     | 0                |

Numbers in green italics have been recalculated or weighted based on available totals.

**Q20a: Type of Non-Cash Benefit Sources**

|  | Benefit at Start | Benefit at Latest Annual Assessment for Stayers | Benefit at Exit |
|--|------------------|---|-----------------|
| Supplemental Nutrition Assistance Program (SNAP) (Previously known as Food Stamps) | 262              | 1   | 236             |
| Special Supplemental Nutrition Program for Women, Infants, and Children (WIC)      | 3                | 0   | 4               |
| TANF Child Care Services   | 0                | 0   | 0               |
| TANF Transportation Services   | 0                | 0   | 0               |
| Other TANF-Funded Services   | 0                | 0   | 0               |
| Other Source   | 43               | 0   | 32              |

**Q21: Health Insurance**

|   | At Start | At Annual Assessment for Stayers | At Exit for Leavers |
|---|----------|----------------------------------|---------------------|
| MEDICAID  | 476      | 1                                | 415                 |
| MEDIGARE  | 43       | 0                                | 40                  |
| State Children's Health Insurance Program                       | 0        | 0                                | 0                   |
| Veterans Health Administration (VHA)                            | 1        | 0                                | 1                   |
| Employer-Provided Health Insurance                              | 1        | 0                                | 0                   |
| Health Insurance obtained through COBRA                         | 0        | 0                                | 0                   |
| Private Pay Health Insurance                                    | 3        | 0                                | 2                   |
| State Health Insurance for Adults                               | 67       | 0                                | 57                  |
| Indian Health Services Program                                  | 0        | 0                                | 0                   |
| Other   | 7        | 0                                | 0                   |
| No Health Insurance   | 97       | 0                                | 76                  |
| Client Doesn't Know/Prefer Not to Answer                        | 1        | 0                                | 3                   |
| Data Not Collected  | 3        | 0                                | 2                   |
| Number of Stayers Not Yet Required to Have an Annual Assessment | 0        | 07                               | 0                   |
| 1 Source of Health Insurance                                    | 417      | 1                                | 359                 |
| More than 1 Source of Health Insurance                          | 55       | 0                                | 76                  |

**Q22a2: Length of Participation - ESG Projects**

|                               | Total      | Leavers    | Stayers   |
|-------------------------------|------------|------------|-----------|
| 0 to 7 days                   | 154        | 157        | 12        |
| 8 to 14 days                  | 63         | 57         | 6         |
| 15 to 21 days                 | 45         | 38         | 8         |
| 22 to 30 days                 | 45         | 38         | 8         |
| 31 to 60 days                 | 119        | 98         | 21        |
| 61 to 90 days                 | 67         | 52         | 12        |
| 91 to 180 days                | 87         | 68         | 19        |
| 181 to 365 days               | 14         | 13         | 1         |
| 366 to 730 days (1-2 Yrs)     | 1          | 0          | 1         |
| 731 to 1,395 days (2-3 Yrs)   | 1          | 0          | 0         |
| 1,396 to 1,460 days (3-4 Yrs) | 0          | 0          | 0         |
| 1,461 to 1,825 days (4-5 Yrs) | 0          | 0          | 0         |
| More than 1,826 days (5+ Yrs) | 0          | 0          | 0         |
| <b>Total</b>                  | <b>504</b> | <b>516</b> | <b>98</b> |

**Q22c: Length of Time between Project Start Date and Housing Move-In Date**

|  | Total    | Without Children | With Children and Adults | With Only Children | Unknown Household Type |
|--|----------|------------------|--------------------------|--------------------|------------------------|
| 7 days or less                                 | 0        | 0                | 0                        | 0                  | 0                      |
| 8 to 14 days                                   | 0        | 0                | 0                        | 0                  | 0                      |
| 15 to 21 days                                  | 0        | 0                | 0                        | 0                  | 0                      |
| 22 to 30 days                                  | 0        | 0                | 0                        | 0                  | 0                      |
| 31 to 60 days                                  | 0        | 0                | 0                        | 0                  | 0                      |
| 61 to 90 days                                  | 0        | 0                | 0                        | 0                  | 0                      |
| 91 to 180 days                                 | 0        | 0                | 0                        | 0                  | 0                      |
| 181 to 365 days                                | 0        | 0                | 0                        | 0                  | 0                      |
| 366 to 730 days (1-2 Yrs)                      | 0        | 0                | 0                        | 0                  | 0                      |
| <b>Total (persons moved into housing)</b>      | <b>0</b> | <b>0</b>         | <b>0</b>                 | <b>0</b>           | <b>0</b>               |
| <b>Average length of time to housing</b>       |          |                  |                          |                    |                        |
| <b>Persons who were exited without move-in</b> | <b>0</b> | <b>0</b>         | <b>0</b>                 | <b>0</b>           | <b>0</b>               |
| <b>Total persons</b>                           | <b>0</b> | <b>0</b>         | <b>0</b>                 | <b>0</b>           | <b>0</b>               |

Numbers in green italics have been recalculated or weighted based on available totals.



**Q22d: Length of Participation by Household Type**

|                           | Total      | Without Children | With Children and Adults | With Only Children | Unknown Household Type |
|---------------------------|------------|------------------|--------------------------|--------------------|------------------------|
| 7 days or less            | 164        | 152              | 12                       | 0                  | 0                      |
| 8 to 14 days              | 63         | 59               | 4                        | 0                  | 0                      |
| 15 to 21 days             | 46         | 40               | 6                        | 0                  | 0                      |
| 22 to 30 days             | 46         | 34               | 12                       | 0                  | 0                      |
| 31 to 60 days             | 119        | 84               | 35                       | 0                  | 0                      |
| 61 to 90 days             | 64         | 49               | 15                       | 0                  | 0                      |
| 91 to 180 days            | 87         | 61               | 26                       | 0                  | 0                      |
| 181 to 365 days           | 14         | 14               | 0                        | 0                  | 0                      |
| 366 to 730 days (1-2 Yrs) | 1          | 1                | 0                        | 0                  | 0                      |
| 731 days or more          | 3          | 0                | 0                        | 3                  | 0                      |
| <b>Total</b>              | <b>604</b> | <b>494</b>       | <b>110</b>               | <b>3</b>           | <b>0</b>               |

**Q22e: Length of Time Prior to Housing - based on 3.917 Date Homelessness Started**

|                            | Total      | Without Children | With Children and Adults | With Only Children | Unknown Household Type |
|----------------------------|------------|------------------|--------------------------|--------------------|------------------------|
| 7 days or less             | 153        | 115              | 10                       | 0                  | 0                      |
| 8 to 14 days               | 53         | 38               | 19                       | 0                  | 0                      |
| 15 to 21 days              | 26         | 21               | 5                        | 0                  | 0                      |
| 22 to 30 days              | 35         | 19               | 14                       | 0                  | 0                      |
| 31 to 60 days              | 80         | 67               | 28                       | 0                  | 0                      |
| 61 to 90 days              | 39         | 35               | 3                        | 0                  | 0                      |
| 91 to 180 days             | 75         | 69               | 16                       | 0                  | 0                      |
| 181 to 365 days            | 66         | 54               | 12                       | 0                  | 0                      |
| 366 to 730 days (1-2 Yrs)  | 34         | 32               | 2                        | 0                  | 0                      |
| 731 days or more           | 34         | 31               | 3                        | 0                  | 0                      |
| <b>Total</b>               | <b>604</b> | <b>494</b>       | <b>110</b>               | <b>0</b>           | <b>0</b>               |
| Not yet moved into housing | 0          | 0                | 0                        | 0                  | 0                      |
| Data not collected         | 3          | 0                | 3                        | 0                  | 0                      |
| <b>Total persons</b>       | <b>604</b> | <b>494</b>       | <b>110</b>               | <b>0</b>           | <b>0</b>               |

**Q22f: Length of Time between Project Start Date and Housing Move-in Date by Race and Ethnicity**

|                                | American Indian, Alaska Native, or Indigenous | Asian or Asian American | Black, African American, or African | Hispanic/Latino/a/o | Middle Eastern or North African | Native Hawaiian or Pacific Islander | White | At Least 1 Race and Hispanic/Latino/a/o | Multi-racial (does include Hispanic/Latino/a/o) |
|--------------------------------|---|-------------------------|-------------------------------------|---------------------|---------------------------------|-------------------------------------|-------|---|---|
| Persons Moved Into Housing     | 0   | 0                       | 0                                   | 0                   | 0                               | 0                                   | 0     | 0                                       | 0   |
| Persons Exited Without Move-In | 0   | 0                       | 0                                   | 0                   | 0                               | 0                                   | 0     | 0                                       | 0   |
| Average time to Move-In        |   |                         |                                     |                     |                                 |                                     |       |   |   |
| Median time to Move-In         |   |                         |                                     |                     |                                 |                                     |       |   |   |

New as of 10/1/2023.

**Q22g: Length of Time Prior to Housing by Race and Ethnicity - based on 3,917 Date Homelessness Started**

|                                    | American Indian, Alaska Native, or Indigenous | Asian or Asian American | Black, African American, or African | Hispanic/Latino/a/o | Middle Eastern or North African | Native Hawaiian or Pacific Islander | White | At Least 1 Race and Hispanic/Latino/a/o | Multi-racial (does include Hispanic/Latino/a/o) |
|------------------------------------|---|-------------------------|-------------------------------------|---------------------|---------------------------------|-------------------------------------|-------|---|---|
| Persons Moved Into Housing         | 0   | 0                       | 0                                   | 0                   | 0                               | 0                                   | 0     | 0                                       | 0   |
| Persons Not Yet Moved Into Housing | 3   | 0                       | 55                                  | 83                  | 2                               | 0                                   | 135   | 721                                     | 13  |
| Average time to Move-In            |   |                         |                                     |                     |                                 |                                     |       |   |   |
| Median time to Move-In             | 219.00  | 112.00                  | 32.00                               | 15.00               | 123.00                          |                                     | 72.00 | 29.00                                   | 51.00   |

New as of 10/1/2023.

## Q23c: Exit Destination

|   | Total      | Without Children | With Children and Adults | With Only Children |
|---|------------|------------------|--------------------------|--------------------|
| <b>Homeless Situations</b>  |            |                  |                          |                    |
| Place not meant for habitation (e.g., a vehicle, an abandoned building, bus/train/subway station/airport or anywhere outside) | 24         | 23               | 1                        | 0                  |
| Emergency shelter, including hotel or motel paid for with emergency shelter voucher, Host Home shelter                        | 25         | 5                | 20                       | 0                  |
| Safe Haven  | 0          | 0                | 0                        | 0                  |
| <b>Subtotal - Homeless Situations</b>   | <b>49</b>  | <b>28</b>        | <b>21</b>                | <b>0</b>           |
| <b>Institutional Situations</b>   |            |                  |                          |                    |
| Foster care home or foster care group home  | 0          | 0                | 0                        | 0                  |
| Hospital or other residential non-psychiatric medical facility  | 6          | 7                | 2                        | 0                  |
| Jail, prison, or juvenile detention facility  | 4          | 4                | 3                        | 0                  |
| Long-term care facility or nursing home   | 3          | 3                | 0                        | 0                  |
| Psychiatric hospital or other psychiatric facility  | 4          | 3                | 1                        | 0                  |
| Substance abuse treatment facility or detox center  | 8          | 8                | 0                        | 0                  |
| <b>Subtotal - Institutional Situations</b>  | <b>26</b>  | <b>25</b>        | <b>3</b>                 | <b>0</b>           |
| <b>Temporary Situations</b>   |            |                  |                          |                    |
| Transitional housing for homeless persons (including homeless court)  | 0          | 0                | 0                        | 0                  |
| Residential project or halfway house with no homeless criteria  | 0          | 0                | 0                        | 0                  |
| Hotel or motel paid for with cash emergency shelter voucher   | 3          | 3                | 0                        | 0                  |
| Host Home (non crisis)  | 0          | 0                | 0                        | 0                  |
| Staying or living with family, temporary tenure (e.g., room, apartment, or house)   | 151        | 98               | 5                        | 0                  |
| Staying or living with friends, temporary tenure (e.g., room, apartment, or house)  | 37         | 37               | 0                        | 0                  |
| Moved from one HOPWA-funded project to HOPWA T-1  | 0          | 0                | 0                        | 0                  |
| <b>Subtotal - Temporary Situations</b>  | <b>141</b> | <b>138</b>       | <b>5</b>                 | <b>0</b>           |
| <b>Permanent Situations</b>   |            |                  |                          |                    |
| Staying or living with family, permanent tenure   | 133        | 113              | 20                       | 0                  |
| Staying or living with friends, permanent tenure  | 88         | 85               | 3                        | 0                  |
| Moved from one HOPWA-funded project to HOPWA PH   | 0          | 0                | 0                        | 0                  |
| Rental by client, no ongoing housing subsidy  | 48         | 48               | 0                        | 0                  |
| Rental by client, with ongoing housing subsidy  | 73         | 38               | 35                       | 0                  |
| Owned by client, with ongoing housing subsidy   | 5          | 1                | 4                        | 0                  |
| Owned by client, no ongoing housing subsidy   | 0          | 0                | 0                        | 0                  |
| <b>Subtotal - Permanent Situations</b>  | <b>297</b> | <b>235</b>       | <b>62</b>                | <b>0</b>           |
| <b>Other Situations</b>   |            |                  |                          |                    |
| No Exit Interview Completed   | 0          | 0                | 0                        | 0                  |
| Other   | 0          | 0                | 0                        | 0                  |
| Deceased  | 1          | 1                | 0                        | 0                  |
| Client Doesn't Know/Refers Not to Answer  | 0          | 0                | 0                        | 0                  |
| Data Not Collected  | 0          | 0                | 0                        | 0                  |
| <b>Subtotal - Other Situations</b>  | <b>1</b>   | <b>1</b>         | <b>0</b>                 | <b>0</b>           |

[https://www.segehris.info/secure/reports/otherpages/gettable.aspx?davi\\_L=30XJ&client\\_ID=78888&1574218-1247/2358&autocomplete=true&Medium...](https://www.segehris.info/secure/reports/otherpages/gettable.aspx?davi_L=30XJ&client_ID=78888&1574218-1247/2358&autocomplete=true&Medium...) 1/322

|   | Total  | Without Children | With Children and Adults | With Only Children |
|---|--------|------------------|--------------------------|--------------------|
| <b>Total</b>  | 516    | 127              | 89                       | 0                  |
| Total persons exiting to positive housing destinations              | 267    | 735              | 62                       | 0                  |
| Total persons whose destinations excluded them from the calculation | 13     | 11               | 2                        | 0                  |
| Percentage  | 59.05% | 58.49%           | 71.26%                   | 0                  |

Updated 10/1/2023: Rows reordered and grouped differently. Destinations with subsidies are now detailed in Q23d. Existing data has been updated to me and is noted in Q23d as appropriate.

Numbers in green (if any) have been recalculated or weighted based on available totals.

#### Q23d: Exit Destination – Subsidy Type of Persons Exiting to Rental by Client With An Ongoing Subsidy

|   | Total     | Without Children | With Children and Adults | With Only Children | Unknown Type |
|---|-----------|------------------|--------------------------|--------------------|--------------|
| EPD TIP Housing subsidy   | 0         | 0                | 0                        | 0                  | 0            |
| VAS I housing subsidy   | 0         | 0                | 0                        | 0                  | 0            |
| RRH or equivalent subsidy                                       | 0         | 0                | 0                        | 0                  | 0            |
| FCV voucher (tenant or project based) (not dedicated)           | 26        | 8                | 18                       | 0                  | 0            |
| Public housing unit   | 1         | 1                | 0                        | 0                  | 0            |
| Rental by client, with other ongoing housing subsidy            | 77        | 15               | 12                       | 0                  | 0            |
| Housing Stability Voucher                                       | 1         | 1                | 0                        | 0                  | 0            |
| Family Unification Program Voucher (FUP)                        | 0         | 0                | 0                        | 0                  | 0            |
| Foster Youth to Independence Initiative (FYI)                   | 0         | 0                | 0                        | 0                  | 0            |
| Permanent Supportive Housing                                    | 15        | 11               | 3                        | 0                  | 0            |
| Other permanent housing dedicated for formerly homeless persons | 2         | 2                | 0                        | 0                  | 0            |
| <b>TOTAL</b>  | <b>73</b> | <b>38</b>        | <b>35</b>                | <b>0</b>           | <b>0</b>     |

New as of 10/1/2023: Existing data from Q23a prior to 10/1/2023 has been relocated to Q23d as appropriate.

**Q23e: Exit Destination Type by Race and Ethnicity**

|                              | Total      | American Indian, Alaska Native, or Indigenous | Asian or Asian American | Black, African American, or African | Hispanic/Latina/e/o | Middle Eastern or North African | Native Hawaiian or Pacific Islander | White      | At Least 1 Race and Hispanic/Latina/e/o | Multi-racial not include Hispanic/L |
|------------------------------|------------|---|-------------------------|-------------------------------------|---------------------|---------------------------------|-------------------------------------|------------|---|-------------------------------------|
| Homeless Situations          | 49         | 0   | 0                       | 21                                  | 10                  | 0                               | 0                                   | 9          | 9                                       | 0                                   |
| Institutional Situations     | 28         | 0   | 0                       | 7                                   | 2                   | 0                               | 0                                   | 14         | 5                                       | 0                                   |
| Temporary Housing Situations | 141        | 2   | 0                       | 50                                  | 13                  | 1                               | 0                                   | 36         | 31                                      | 6                                   |
| Permanent Housing Situations | 237        | 1   | 0                       | 81                                  | 56                  | 1                               | 0                                   | 74         | 75                                      | 7                                   |
| Other                        | 1          | 0   | 0                       | 0                                   | 0                   | 0                               | 0                                   | 0          | 1                                       | 0                                   |
| <b>Total</b>                 | <b>516</b> | <b>3</b>                                      | <b>0</b>                | <b>159</b>                          | <b>83</b>           | <b>2</b>                        | <b>0</b>                            | <b>135</b> | <b>121</b>                              | <b>13</b>                           |

New as of 10/1/2023.

**Q24a: Homelessness Prevention Housing Assessment at Exit**

|  | Total    | Without Children | With Children and Adults | With Only Children | U T      |
|--|----------|------------------|--------------------------|--------------------|----------|
| Able to maintain the housing they had at project start—Without a subsidy                                     | 0        | 0                | 0                        | 0                  | 0        |
| Able to maintain the housing they had at project start—With the subsidy they had at project start            | 0        | 0                | 0                        | 0                  | 0        |
| Able to maintain the housing they had at project start—With an on-going subsidy acquired since project start | 0        | 0                | 0                        | 0                  | 0        |
| Able to maintain the housing they had at project start—Only with financial assistance other than a subsidy   | 0        | 0                | 0                        | 0                  | 0        |
| Moved to new housing unit—With on-going subsidy  | 0        | 0                | 0                        | 0                  | 0        |
| Moved to new housing unit—Without an on-going subsidy  | 0        | 0                | 0                        | 0                  | 0        |
| Moved in with family/friends on a temporary basis  | 0        | 0                | 0                        | 0                  | 0        |
| Moved in with family/friends on a permanent basis  | 0        | 0                | 0                        | 0                  | 0        |
| Moved to a transitional or temporary housing facility or program   | 0        | 0                | 0                        | 0                  | 0        |
| Client became homeless—moving to a shelter or other place unfit for human habitat or                         | 0        | 0                | 0                        | 0                  | 0        |
| Jail/prison  | 0        | 0                | 0                        | 0                  | 0        |
| Deceased   | 0        | 0                | 0                        | 0                  | 0        |
| Client Doesn't Know/Prefer Not to Answer   | 0        | 0                | 0                        | 0                  | 0        |
| Data not collected (no exit interview completed)   | 0        | 0                | 0                        | 0                  | 0        |
| <b>Total</b>   | <b>0</b> | <b>0</b>         | <b>0</b>                 | <b>0</b>           | <b>0</b> |

**Q24d: Language of Persons Requiring Translation Assistance**

| Language Response (Top 20 Languages Selected) | Total Persons Requiring Translation Assistance | Language Name <sup>1</sup> |
|---|--|----------------------------|
| Spanish                                       | 19   | Spanish                    |
| Different Preferred Language                  | 0  |                            |
| <b>Total</b>                                  | <b>26</b>                                      |                            |

New as of 10/1/2023. The output of the languages has been sorted from most to least requested.

<sup>1</sup>Language name lookup is provided by Sage. The CSV upload contains only the first two columns.

**Q25a: Number of Veterans**

|   | Total      | Without Children | With Children and Adults | Unknown Household Type |
|---|------------|------------------|--------------------------|------------------------|
| Chronically Homeless Veteran              | 0          | 0                | 0                        | 0                      |
| Non-Chronically Homeless Veteran          | 14         | 14               | 0                        | 0                      |
| Not a Veteran                             | 524        | 480              | 44                       | 0                      |
| Client Doesn't Know/Prefers Not to Answer | 0          | 0                | 0                        | 0                      |
| Data Not Collected                        | 0          | 0                | 0                        | 0                      |
| <b>Total</b>                              | <b>538</b> | <b>494</b>       | <b>44</b>                | <b>0</b>               |

**Q26b: Number of Chronically Homeless Persons by Household**

|   | Total      | Without Children | With Children and Adults | With Only Children | Unknown Household Type |
|---|------------|------------------|--------------------------|--------------------|------------------------|
| Chronically Homeless                      | 16         | 41               | 5                        | 0                  | 0                      |
| Not Chronically Homeless                  | 551        | 452              | 102                      | 0                  | 0                      |
| Client Doesn't Know/Prefers Not to Answer | 1          | 1                | 0                        | 0                  | 0                      |
| Data Not Collected                        | 0          | 0                | 0                        | 0                  | 0                      |
| <b>Total</b>                              | <b>624</b> | <b>494</b>       | <b>110</b>               | <b>0</b>           | <b>0</b>               |



## HUD ESG CAPER - CSV upload only

Report: CAPER      Period: Your user level here: Data Entry

## Q04a: Project Identifiers in HMIS

| Organization Name          | Organization ID | Project Name                               | Project ID | HMIS Project Type | Method for Tracking ES | Affiliated with a residential project | Project ID(s) of affiliations | CoC Number | Geocode | Victim Service Provider | HMIS Provider Name |
|----------------------------|-----------------|--|------------|-------------------|------------------------|---------------------------------------|-------------------------------|------------|---------|-------------------------|--------------------|
| Salvation Army (Waterbury) | 4848            | Salvation Army-Waterbury CARES-ESG-HPP(4P) | 2268       | 12                |                        |                                       |                               | 01505      | 091194  | 0                       | Co:                |

CSV uploads containing multiple project rows in Q4 will display as separate rows here using the same value in Project Info Row ID.

## Q05a: Report Validations Table

| Category   | Count of Clients for DQ | Count of Clients |
|--|-------------------------|------------------|
| Total Number of Persons Served                                       | 61                      | 61               |
| Number of Adults (Age 18 or Over)                                    | 61                      | 61               |
| Number of Children (Under Age 18)                                    | 0                       | 0                |
| Number of Persons with Unknown Age                                   | 0                       | 0                |
| Number of Stayers  | 4                       | 4                |
| Number of Adult Leavers  | 4                       | 4                |
| Number of Adult and Head of Household Leavers                        | 4                       | 4                |
| Number of Stayers  | 57                      | 57               |
| Number of Adult Stayers  | 57                      | 57               |
| Number of Veterans   | 0                       | 0                |
| Number of Chronically Homeless Persons                               | 0                       | 0                |
| Number of Youth Under Age 25   | 2                       | 2                |
| Number of Parenting Youth Under Age 25 with Children                 | 0                       | 0                |
| Number of Adult Heads of Household                                   | 60                      | 60               |
| Number of Child and Unknown-Age Heads of Household                   | 0                       | 0                |
| Heads of Household and Adult Stayers in the Project 365 Days or More | 57                      | 57               |

Effective 1/1/2022, this question includes separate columns for totals relevant to the HQ questions and totals relevant to the entire APT. Data uploaded to been bulk updated to use the same totals for both columns in order to support calculations in the Aggregation.

**Q06a: Data Quality: Personally Identifying Information**

|                        | Client Doesn't Know/Prefer Not to Answer | Information Missing | Data Issues | Total | % of Issue Rate |
|------------------------|--|---------------------|-------------|-------|-----------------|
| Name                   | 0  | 0                   | 0           | 0     | 0%              |
| Social Security Number | 0  | 1                   | 0           | 1     | 1.54%           |
| Date of Birth          | 0  | 0                   | 0           | 0     | 0%              |
| Race/Ethnicity         | 0  | 0                   | 0           | 0     | 0%              |
| Gender                 | 0  | 0                   | 0           | 0     | 0%              |
| Overall Score          | 0  | 0                   | 0           | 1     | 1.54%           |

New as of 10/1/2023.

Numbers in green italics have been recalculated or weighted based on available totals.

**Q06b: Data Quality: Universal Data Elements**

| Data Element                      | Client Doesn't Know/Prefer Not to Answer | Information Missing | Data Issues | Total | % of Issue Rate |
|-----------------------------------|--|---------------------|-------------|-------|-----------------|
| Veteran Status                    | 0  | 0                   | 0           | 0     | 0%              |
| Project Start Date                | 0  | 0                   | 0           | 0     | 0%              |
| Relationship to Head of Household | 0  | 0                   | 0           | 0     | 0%              |
| Enrollment (Y/N)                  | 0  | 0                   | 0           | 0     | 0%              |
| Disabling Condition               | 0  | 0                   | 0           | 0     | 0%              |

Numbers in green italics have been recalculated or weighted based on available totals.

**Q06c: Data Quality: Income and Housing Data Quality**

| Data Element                            | Client Doesn't Know/Prefer Not to Answer | Information Missing | Data Issues | Total | % of Error Rate |
|---|--|---------------------|-------------|-------|-----------------|
| Destination                             | 0  | 2                   | 0           | 2     | 50.00%          |
| Income and Sources at Start             | 0  | 2                   | 0           | 2     | 3.26%           |
| Income and Sources at Annual Assessment | 0  | 57                  | 0           | 57    | 100.00%         |
| Income and Sources at Exit              | 0  | 2                   | 0           | 2     | 50.00%          |

Numbers in green italics have been recalculated or weighted based on available totals.

**Q06d: Data Quality: Chronic Homelessness**

| Entering into project type          | Count of Total Records | Missing Time In Institution | Missing Time In Housing | Approximate Date Started DK/R/missing | Number of Times DK/R/missing | Number of Months DK/R/missing |
|-------------------------------------|------------------------|-----------------------------|-------------------------|---------------------------------------|------------------------------|-------------------------------|
| FS, FF, ES-NBH, SH, Street Outreach | 0                      | 0                           | 0                       | 0                                     | 0                            | 0                             |
| TH                                  | 0                      | 0                           | 0                       | 0                                     | 0                            | 0                             |
| PH (All)                            | 0                      | 0                           | 0                       | 0                                     | 0                            | 0                             |
| CS                                  | 0                      | 0                           | 0                       | 0                                     | 0                            | 0                             |
| SSH, Day Shelter, HP                | 0                      | 0                           | 0                       | 0                                     | 0                            | 0                             |
| Total                               | 61                     | 0                           | 0                       | 0                                     | 0                            | 0                             |

Numbers in green italics have been recalculated or weighted based on available totals.



**Q06e: Data Quality: Timeliness**

| Time for Record Entry | Number of Project Start Records | Number of Project Exit Records |
|-----------------------|---------------------------------|--------------------------------|
| < 3 days              | 0                               | 0                              |
| 3 days                | 0                               | 0                              |
| 1-3 Days              | 0                               | 0                              |
| 4-6 Days              | 0                               | 0                              |
| 7-10 Days             | 0                               | 0                              |
| 11+ Days              | 4                               | 4                              |

**Q06f: Data Quality: Inactive Records: Street Outreach & Emergency Shelter**

| Data Element   | # of Records | # of Inactive Records | % of Inactive Records |
|--|--------------|-----------------------|-----------------------|
| Contact (Adults and Heads of Household in Street Outreach or ES - Non) | 0            | 0                     | 0                     |
| Bed Night (All Clients in ES - Non)                                    | 0            | 0                     | 0                     |

Numbers in green italics have been recalculated or weighted based on available totals.

**Q07a: Number of Persons Served**

|   | Total | Without Children | With Children and Adults | With Only Children | Unknown Type |
|---|-------|------------------|--------------------------|--------------------|--------------|
| Adults  | 61    | 61               | 0                        | 0                  | 0            |
| Children  | 0     | 0                | 0                        | 0                  | 0            |
| Client Doesn't Know/Refers Not to Answer                        | 0     | 0                | 0                        | 0                  | 0            |
| Data Not Collected  | 0     | 0                | 0                        | 0                  | 0            |
| Total   | 61    | 61               | 0                        | 0                  | 0            |
| For PSH & RRH - the total persons served who moved into housing | 0     | 0                | 0                        | 0                  | 0            |

**Q07b: Point-in-Time Count of Persons on the Last Wednesday**

|         | Total | Without Children | With Children and Adults | With Only Children | Unknown Household Type |
|---------|-------|------------------|--------------------------|--------------------|------------------------|
| January | 57    | 57               | 0                        | 0                  | 0                      |
| April   | 57    | 57               | 0                        | 0                  | 0                      |
| July    | 57    | 57               | 0                        | 0                  | 0                      |
| October | 57    | 57               | 0                        | 0                  | 0                      |

**Q08a: Households Served**

|  | Total | Without Children | With Children and Adults | With Only Children | Unknown Type |
|--|-------|------------------|--------------------------|--------------------|--------------|
| Total Households   | 60    | 60               | 0                        | 0                  | 0            |
| For PSH & RRH - the total households served who moved into housing | 0     | 0                | 0                        | 0                  | 0            |

**Q08b: Point-in-Time Count of Households on the Last Wednesday**

|         | Total | Without Children | With Children and Adults | With Only Children | Unknown Household Type |
|---------|-------|------------------|--------------------------|--------------------|------------------------|
| January | 57    | 57               | 0                        | 0                  | 0                      |
| April   | 57    | 57               | 0                        | 0                  | 0                      |
| July    | 57    | 57               | 0                        | 0                  | 0                      |
| October | 57    | 57               | 0                        | 0                  | 0                      |

**Q09a: Number of Persons Contacted**

| Number of Persons Contacted | All Persons Contacted | First contact - NOT staying on the Streets, ES-EE, ES-NbN, or SH | First contact - WAS staying on Streets, ES-EE, ES-NbN, or SH | First contact to determine |
|-----------------------------|-----------------------|--|--|----------------------------|
| Once                        | 0                     | 0  | 0  | 0                          |
| 2-5 Times                   | 0                     | 0  | 0  | 0                          |
| 6-9 Times                   | 0                     | 0  | 0  | 0                          |
| 10+ Times                   | 0                     | 0  | 0  | 0                          |
| Total Persons Contacted     | 0                     | 0  | 0  | 0                          |

**Q09b: Number of Persons Newly Engaged**

| Number of Persons Engaged | All Persons Contacted | First contact - NOT staying on the Streets, ES-EE, ES-NbN, or SH | First contact - WAS staying on Streets, ES-EE, ES-NbN, or SH | First contact to determine |
|---------------------------|-----------------------|--|--|----------------------------|
| Once                      | 0                     | 0  | 0  | 0                          |
| 2-5 Contacts              | 0                     | 0  | 0  | 0                          |
| 6-9 Contacts              | 0                     | 0  | 0  | 0                          |
| 10+ Contacts              | 0                     | 0  | 0  | 0                          |
| Total Persons Engaged     | 0                     | 0  | 0  | 0                          |
| Rate of Engagement        | 0                     | 0  | 0  | 0                          |

Numbers in green italics have been recalculated or weighted based on available totals.

## Q10a: Gender

|   | Total | Without Children | With Children and Adults | With Only Children | Unknown Household Ty |
|---|-------|------------------|--------------------------|--------------------|----------------------|
| Woman   | 51    | 51               | 0                        | 0                  | 0                    |
| Man   | 0     | 0                | 0                        | 0                  | 0                    |
| Culturally Specific Identity                    | 0     | 0                | 0                        | 0                  | 0                    |
| Transgender                                     | 0     | 0                | 0                        | 0                  | 0                    |
| Non Binary                                      | 0     | 0                | 0                        | 0                  | 0                    |
| Questioning                                     | 0     | 0                | 0                        | 0                  | 0                    |
| Different Identity                              | 0     | 0                | 0                        | 0                  | 0                    |
| Woman/Man                                       | 0     | 0                | 0                        | 0                  | 0                    |
| Woman/Culturally Specific Identity              | 0     | 0                | 0                        | 0                  | 0                    |
| Woman/Transgender                               | 0     | 0                | 0                        | 0                  | 0                    |
| Woman/Non Binary                                | 0     | 0                | 0                        | 0                  | 0                    |
| Woman/Questioning                               | 0     | 0                | 0                        | 0                  | 0                    |
| Woman/Different Identity                        | 0     | 0                | 0                        | 0                  | 0                    |
| Man/Culturally Specific Identity                | 0     | 0                | 0                        | 0                  | 0                    |
| Man/Transgender                                 | 0     | 0                | 0                        | 0                  | 0                    |
| Man/Non Binary                                  | 0     | 0                | 0                        | 0                  | 0                    |
| Man/Questioning                                 | 0     | 0                | 0                        | 0                  | 0                    |
| Man/Different Identity                          | 0     | 0                | 0                        | 0                  | 0                    |
| Culturally Specific Identity/Transgender        | 0     | 0                | 0                        | 0                  | 0                    |
| Culturally Specific Identity/Non Binary         | 0     | 0                | 0                        | 0                  | 0                    |
| Culturally Specific Identity/Questioning        | 0     | 0                | 0                        | 0                  | 0                    |
| Culturally Specific Identity/Different Identity | 0     | 0                | 0                        | 0                  | 0                    |
| Transgender/Non Binary                          | 0     | 0                | 0                        | 0                  | 0                    |
| Transgender/Questioning                         | 0     | 0                | 0                        | 0                  | 0                    |
| Transgender/Different Identity                  | 0     | 0                | 0                        | 0                  | 0                    |
| Non-Binary/Questioning                          | 0     | 0                | 0                        | 0                  | 0                    |
| Non-Binary/Different Identity                   | 0     | 0                | 0                        | 0                  | 0                    |
| Questioning/Different Identity                  | 0     | 0                | 0                        | 0                  | 0                    |
| More than 2 Gender Identities Selected          | 0     | 0                | 0                        | 0                  | 0                    |
| Client Doesn't Know/Prefers Not to Answer       | 0     | 0                | 0                        | 0                  | 0                    |
| Data Not Collected                              | 0     | 0                | 0                        | 0                  | 0                    |
| Total   | 51    | 51               | 0                        | 0                  | 0                    |

New as of 10/1/2023.

## Q10d: Gender by Age Ranges

|   | Total | Under Age 18 | Age 18-24 | Age 25-64 | Age 65+ | Client Doesn't Know/Prefer Not to Answer |
|---|-------|--------------|-----------|-----------|---------|--|
| Woman   | 51    | 0            | 2         | 48        | 1       | 0  |
| Man   | 10    | 0            | 0         | 8         | 2       | 0  |
| Culturally Specific Identity                    | 0     | 0            | 0         | 0         | 0       | 0  |
| Transgender                                     | 0     | 0            | 0         | 0         | 0       | 0  |
| Non-Binary                                      | 0     | 0            | 0         | 0         | 0       | 0  |
| Questioning                                     | 0     | 0            | 0         | 0         | 0       | 0  |
| Different Identity                              | 0     | 0            | 0         | 0         | 0       | 0  |
| Woman/Man                                       | 0     | 0            | 0         | 0         | 0       | 0  |
| Woman/Culturally Specific Identity              | 0     | 0            | 0         | 0         | 0       | 0  |
| Woman/Transgender                               | 0     | 0            | 0         | 0         | 0       | 0  |
| Woman/Non-Binary                                | 0     | 0            | 0         | 0         | 0       | 0  |
| Woman/Questioning                               | 0     | 0            | 0         | 0         | 0       | 0  |
| Woman/Different Identity                        | 0     | 0            | 0         | 0         | 0       | 0  |
| Man/Culturally Specific Identity                | 0     | 0            | 0         | 0         | 0       | 0  |
| Man/Transgender                                 | 0     | 0            | 0         | 0         | 0       | 0  |
| Man/Non-Binary                                  | 0     | 0            | 0         | 0         | 0       | 0  |
| Man/Questioning                                 | 0     | 0            | 0         | 0         | 0       | 0  |
| Man/Different Identity                          | 0     | 0            | 0         | 0         | 0       | 0  |
| Culturally Specific Identity/Transgender        | 0     | 0            | 0         | 0         | 0       | 0  |
| Culturally Specific Identity/Non-Binary         | 0     | 0            | 0         | 0         | 0       | 0  |
| Culturally Specific Identity/Questioning        | 0     | 0            | 0         | 0         | 0       | 0  |
| Culturally Specific Identity/Different Identity | 0     | 0            | 0         | 0         | 0       | 0  |
| Transgender/Non-Binary                          | 0     | 0            | 0         | 0         | 0       | 0  |
| Transgender/Questioning                         | 0     | 0            | 0         | 0         | 0       | 0  |
| Transgender/Different Identity                  | 0     | 0            | 0         | 0         | 0       | 0  |
| Non-Binary/Questioning                          | 0     | 0            | 0         | 0         | 0       | 0  |
| Non-Binary/Different Identity                   | 0     | 0            | 0         | 0         | 0       | 0  |
| Questioning/Different Identity                  | 0     | 0            | 0         | 0         | 0       | 0  |
| More than 2 Gender Identities Selected          | 0     | 0            | 0         | 0         | 0       | 0  |
| Client Doesn't Know/Prefer Not to Answer        | 0     | 0            | 0         | 0         | 0       | 0  |
| Data Not Collected                              | 0     | 0            | 0         | 0         | 0       | 0  |
| Total   | 61    | 0            | 2         | 56        | 3       | 0  |

New as of 10/1/2023.

**Q11: Age**

|  | Total     | Without Children | With Children and Adults | With Only Children | Unknown Household Type |
|--|-----------|------------------|--------------------------|--------------------|------------------------|
| Under 5                                  | 0         | 0                | 0                        | 0                  | 0                      |
| 5-12                                     | 0         | 0                | 0                        | 0                  | 0                      |
| 13-17                                    | 0         | 0                | 0                        | 0                  | 0                      |
| 18-24                                    | 2         | 2                | 0                        | 0                  | 0                      |
| 25-34                                    | 10        | 10               | 0                        | 0                  | 0                      |
| 35-44                                    | 21        | 21               | 0                        | 0                  | 0                      |
| 45-54                                    | 12        | 12               | 0                        | 0                  | 0                      |
| 55-64                                    | 5         | 5                | 0                        | 0                  | 0                      |
| 65+                                      | 3         | 3                | 0                        | 0                  | 0                      |
| Client Doesn't Know/Prefer Not to Answer | 0         | 0                | 0                        | 0                  | 0                      |
| Data Not Collected                       | 0         | 0                | 0                        | 0                  | 0                      |
| <b>Total</b>                             | <b>61</b> | <b>61</b>        | <b>0</b>                 | <b>0</b>           | <b>0</b>               |

New as of 10/1/2023.

## Q12: Race and Ethnicity

|   | Total | Without Children | With Children and Adults | With Only Children | Unit Type |
|---|-------|------------------|--------------------------|--------------------|-----------|
| American Indian, Alaska Native, or Indigenous                                       | 0     | 0                | 0                        | 0                  | 0         |
| Asian or Asian American   | 0     | 0                | 0                        | 0                  | 0         |
| Black, African American, or African   | 26    | 28               | 3                        | 0                  | 0         |
| Hispanic/Latino/a/o   | 1     | 1                | 0                        | 0                  | 0         |
| Middle Eastern or North African   | 0     | 0                | 0                        | 0                  | 0         |
| Native Hawaiian or Pacific Islander   | 0     | 0                | 0                        | 0                  | 0         |
| White   | 7     | 7                | 0                        | 0                  | 0         |
| Asian or Asian American & American Indian, Alaska Native, or Indigenous             | 0     | 0                | 0                        | 0                  | 0         |
| Black, African American, or African & American Indian, Alaska Native, or Indigenous | 3     | 0                | 0                        | 0                  | 0         |
| Hispanic/Latino/a/o & American Indian, Alaska Native, or Indigenous                 | 0     | 0                | 0                        | 0                  | 0         |
| Middle Eastern or North African & American Indian, Alaska Native, or Indigenous     | 0     | 0                | 0                        | 0                  | 0         |
| Native Hawaiian or Pacific Islander & American Indian, Alaska Native, or Indigenous | 0     | 0                | 0                        | 0                  | 0         |
| White & American Indian, Alaska Native, or Indigenous                               | 0     | 0                | 0                        | 0                  | 0         |
| Black, African American, or African & Asian or Asian American                       | 0     | 0                | 0                        | 0                  | 0         |
| Hispanic/Latino/a/o & Asian or Asian American                                       | 0     | 0                | 0                        | 0                  | 0         |
| Middle Eastern or North African & Asian or Asian American                           | 0     | 0                | 0                        | 0                  | 0         |
| Native Hawaiian or Pacific Islander & Asian or Asian American                       | 0     | 0                | 0                        | 0                  | 0         |
| White & Asian or Asian American   | 0     | 0                | 0                        | 0                  | 0         |
| Hispanic/Latino/a/o & Black, African American, or African                           | 3     | 3                | 0                        | 0                  | 0         |
| Middle Eastern or North African & Black, African American, or African               | 0     | 0                | 0                        | 0                  | 0         |
| Native Hawaiian or Pacific Islander & Black, African American, or African           | 0     | 0                | 0                        | 0                  | 0         |
| White & Black, African American, or African   | 3     | 0                | 0                        | 0                  | 0         |
| Middle Eastern or North African & Hispanic/Latino/a/o                               | 0     | 0                | 0                        | 0                  | 0         |
| Native Hawaiian or Pacific Islander & Hispanic/Latino/a/o                           | 0     | 0                | 0                        | 0                  | 0         |
| White & Hispanic/Latino/a/o   | 22    | 22               | 0                        | 0                  | 0         |
| Native Hawaiian or Pacific Islander & Middle Eastern or North African               | 0     | 0                | 0                        | 0                  | 0         |
| White & Middle Eastern or North African   | 0     | 0                | 0                        | 0                  | 0         |
| White & Native Hawaiian or Pacific Islander   | 0     | 0                | 0                        | 0                  | 0         |
| Multiracial - more than 2 races/ethnicity, with one being Hispanic/Latino/a/o       | 0     | 0                | 0                        | 0                  | 0         |
| Multiracial - more than 2 races, where no option is Hispanic/Latino/a/o             | 0     | 0                | 0                        | 0                  | 0         |
| Client Doesn't Know/Refers Not to Answer  | 0     | 0                | 0                        | 0                  | 0         |
| Data Not Collected  | 3     | 3                | 0                        | 0                  | 0         |
| Total   | 61    | 61               | 0                        | 0                  | 0         |

New as of 10/1/2023.

[https://www.segehris.info/secure/reports/filterpages/gselect.aspx?newID=360&client\\_ID=78889&1574218=7246876&autoSecure=true&Medium=...](https://www.segehris.info/secure/reports/filterpages/gselect.aspx?newID=360&client_ID=78889&1574218=7246876&autoSecure=true&Medium=...)

0/21

**Q13a1: Physical and Mental Health Conditions at Start**

|   | Total Persons | Without Children | Adults in HH with Children & Adults | Children in HH with Children & Adults | With Children and Adults C | With Only Children |
|---|---------------|------------------|-------------------------------------|---------------------------------------|----------------------------|--------------------|
| Mental Health Disorder                  | 0             | 0                | 0                                   | 0                                     | 0                          | 0                  |
| Alcohol Use Disorder                    | 0             | 0                | 0                                   | 0                                     | 0                          | 0                  |
| Drug Use Disorder                       | 0             | 0                | 0                                   | 0                                     | 0                          | 0                  |
| Both Alcohol Use and Drug Use Disorders | 0             | 0                | 0                                   | 0                                     | 0                          | 0                  |
| Chronic Health Condition                | 0             | 0                | 0                                   | 0                                     | 0                          | 0                  |
| HIV/AIDS                                | 1             | 1                | 0                                   | 0                                     | 0                          | 0                  |
| Developmental Disability                | 0             | 0                | 0                                   | 0                                     | 0                          | 0                  |
| Physical Disability                     | 0             | 0                | 0                                   | 0                                     | 0                          | 0                  |

C. The "With Children and Adults" column is retired as of 10/1/2019 and replaced with the columns "Adults in HH with Children & Adults" and "Children in Adults".

**Q13b1: Physical and Mental Health Conditions at Exit**

|   | Total Persons | Without Children | Adults in HH with Children & Adults | Children in HH with Children & Adults | With Children and Adults C | With Only Children |
|---|---------------|------------------|-------------------------------------|---------------------------------------|----------------------------|--------------------|
| Mental Health Disorder                  | 0             | 0                | 0                                   | 0                                     | 0                          | 0                  |
| Alcohol Use Disorder                    | 0             | 0                | 0                                   | 0                                     | 0                          | 0                  |
| Drug Use Disorder                       | 0             | 0                | 0                                   | 0                                     | 0                          | 0                  |
| Both Alcohol Use and Drug Use Disorders | 0             | 0                | 0                                   | 0                                     | 0                          | 0                  |
| Chronic Health Condition                | 0             | 0                | 0                                   | 0                                     | 0                          | 0                  |
| HIV/AIDS                                | 0             | 0                | 0                                   | 0                                     | 0                          | 0                  |
| Developmental Disability                | 0             | 0                | 0                                   | 0                                     | 0                          | 0                  |
| Physical Disability                     | 0             | 0                | 0                                   | 0                                     | 0                          | 0                  |

C. The "With Children and Adults" column is retired as of 10/1/2019 and replaced with the columns "Adults in HH with Children & Adults" and "Children in Adults".

**Q13c1: Physical and Mental Health Conditions for Stayers**

|   | Total Persons | Without Children | Adults in HH with Children & Adults | Children in HH with Children & Adults | With Children and Adults C | With Only Children |
|---|---------------|------------------|-------------------------------------|---------------------------------------|----------------------------|--------------------|
| Mental Health Disorder                  | 0             | 0                | 0                                   | 0                                     | 0                          | 0                  |
| Alcohol Use Disorder                    | 0             | 0                | 0                                   | 0                                     | 0                          | 0                  |
| Drug Use Disorder                       | 0             | 0                | 0                                   | 0                                     | 0                          | 0                  |
| Both Alcohol Use and Drug Use Disorders | 0             | 0                | 0                                   | 0                                     | 0                          | 0                  |
| Chronic Health Condition                | 0             | 0                | 0                                   | 0                                     | 0                          | 0                  |
| HIV/AIDS                                | 1             | 1                | 0                                   | 0                                     | 0                          | 0                  |
| Developmental Disability                | 0             | 0                | 0                                   | 0                                     | 0                          | 0                  |
| Physical Disability                     | 0             | 0                | 0                                   | 0                                     | 0                          | 0                  |

C. The "With Children and Adults" column is retired as of 10/1/2019 and replaced with the columns "Adults in HH with Children & Adults" and "Children in Adults".

**Q14a: History of Domestic Violence, Sexual Assault, Dating Violence, Stalking, or Human Trafficking**

|  | Total | Without Children | With Children and Adults | With Only Children | Unknown Household Type |
|--|-------|------------------|--------------------------|--------------------|------------------------|
| Yes  | 2     | 2                | 0                        | 0                  | 0                      |
| No   | 58    | 58               | 0                        | 0                  | 0                      |
| Client Doesn't Know/Prefer's Not to Answer | 0     | 0                | 0                        | 0                  | 0                      |
| Data Not Collected                         | 1     | 1                | 0                        | 0                  | 0                      |
| Total                                      | 61    | 61               | 0                        | 0                  | 0                      |

**Q14b: Most recent experience of domestic violence, sexual assault, dating violence, stalking, or human trafficking**

|  | Total | Without Children | With Children and Adults | With Only Children | Unknown Household Type |
|--|-------|------------------|--------------------------|--------------------|------------------------|
| Within the past three months               | 0     | 0                | 0                        | 0                  | 0                      |
| Three to six months ago                    | 0     | 0                | 0                        | 0                  | 0                      |
| Six months to one year                     | 0     | 0                | 0                        | 0                  | 0                      |
| One year ago, or more                      | 1     | 1                | 0                        | 0                  | 0                      |
| Client Doesn't Know/Prefer's Not to Answer | 0     | 0                | 0                        | 0                  | 0                      |
| Data Not Collected                         | 1     | 1                | 0                        | 0                  | 0                      |
| Total                                      | 2     | 2                | 0                        | 0                  | 0                      |

New as of 10/1/2023.



## Q15: Living Situation

|  | Total     | Without Children | With Children and Adults | With Only Children | Un       |
|--|-----------|------------------|--------------------------|--------------------|----------|
| <b>Homeless Situations</b>   |           |                  |                          |                    |          |
| Place not meant for habitation   | 0         | 0                | 0                        | 0                  | 0        |
| Emergency shelter, including hotel or motel paid for with emergency shelter voucher, Host Home shelter | 0         | 0                | 0                        | 0                  | 0        |
| Safe Haven   | 0         | 0                | 0                        | 0                  | 0        |
| <b>Subtotal - Homeless Situations</b>  | <b>0</b>  | <b>0</b>         | <b>0</b>                 | <b>0</b>           | <b>0</b> |
| <b>Institutional Situations</b>  |           |                  |                          |                    |          |
| Foster care home or foster care group home   | 0         | 0                | 0                        | 0                  | 0        |
| Hospital or other residential non-psychiatric medical facility   | 0         | 0                | 0                        | 0                  | 0        |
| Jail, prison, or juvenile detention facility   | 0         | 0                | 0                        | 0                  | 0        |
| Long-term care facility or nursing home  | 0         | 0                | 0                        | 0                  | 0        |
| Psychiatric hospital or other psychiatric facility   | 0         | 0                | 0                        | 0                  | 0        |
| Substance abuse treatment facility or detox center   | 0         | 0                | 0                        | 0                  | 0        |
| <b>Subtotal - Institutional Situations</b>   | <b>0</b>  | <b>0</b>         | <b>0</b>                 | <b>0</b>           | <b>0</b> |
| <b>Temporary Situations</b>  |           |                  |                          |                    |          |
| Transit or other housing for homeless persons (including homeless youth)                               | 0         | 0                | 0                        | 0                  | 0        |
| Residential project or halfway house with no homeless criteria   | 0         | 0                | 0                        | 0                  | 0        |
| Hotel or motel paid for without emergency shelter voucher  | 0         | 0                | 0                        | 0                  | 0        |
| Host Home (non-shelter)  | 0         | 0                | 0                        | 0                  | 0        |
| Staying or living in a friend's room, apartment, or house  | 0         | 0                | 0                        | 0                  | 0        |
| Staying or living in a family member's room, apartment, or house                                       | 0         | 0                | 0                        | 0                  | 0        |
| <b>Subtotal - Temporary Situations</b>   | <b>0</b>  | <b>0</b>         | <b>0</b>                 | <b>0</b>           | <b>0</b> |
| <b>Permanent Situations</b>  |           |                  |                          |                    |          |
| Rental by client, no ongoing housing subsidy   | 59        | 59               | 0                        | 0                  | 0        |
| Rental by client, with ongoing housing subsidy   | 0         | 0                | 0                        | 0                  | 0        |
| Owned by client, with ongoing housing subsidy  | 0         | 0                | 0                        | 0                  | 0        |
| Owned by client, no ongoing housing subsidy  | 0         | 0                | 0                        | 0                  | 0        |
| <b>Subtotal - Permanent Situations</b>   | <b>59</b> | <b>59</b>        | <b>0</b>                 | <b>0</b>           | <b>0</b> |
| Client Doesn't Know/Prefer Not to Answer   | 0         | 0                | 0                        | 0                  | 0        |
| Data Not Collected   | 1         | 1                | 0                        | 0                  | 0        |
| <b>Subtotal - Other Situations</b>   | <b>1</b>  | <b>1</b>         | <b>0</b>                 | <b>0</b>           | <b>0</b> |
| <b>TOTAL</b>   | <b>60</b> | <b>60</b>        | <b>0</b>                 | <b>0</b>           | <b>0</b> |

Updated 10/1/2023: Rows reordered and grouped differently. New "Rental by client, with ongoing housing subsidy" row includes data previously reported subsidy types.

Q. Infirm housing is retired as of 10/1/2019.

## Q16: Cash Income - Ranges

|   | Income at Start | Income at Latest Annual Assessment for Stayers | Income at Exit for Leavers |
|---|-----------------|--|----------------------------|
| No Income   | 0               | 0  | 0                          |
| \$1 - \$150   | 0               | 0  | 0                          |
| \$151 - \$250   | 0               | 0  | 0                          |
| \$251 - \$500   | 1               | 0  | 0                          |
| \$501 - \$1000  | 7               | 0  | 3                          |
| \$1,001 - \$1,500   | 4               | 3  | 1                          |
| \$1,501 - \$2,000   | 7               | 0  | 1                          |
| \$2,001+  | 40              | 0  | 0                          |
| Client Doesn't Know/Refers Not to Answer                              | 0               | 0  | 0                          |
| Data Not Collected  | 2               | 0  | 2                          |
| Number of Adult Stayers Not Yet Required to Have an Annual Assessment | 0               | 0  | 0                          |
| Number of Adult Stayers Without Required Annual Assessment            | 0               | 57   | 0                          |
| Total Adults  | 61              | 57   | 4                          |

## Q17: Cash Income - Sources

|  | Income at Start | Income at Latest Annual Assessment for Stayers | Income at Exit for Leavers |
|--|-----------------|--|----------------------------|
| Earned Income  | 47              | 0  | 1                          |
| Unemployment Insurance   | 1               | 0  | 0                          |
| Supplemental Security Income (SSI)                                 | 7               | 0  | 0                          |
| Social Security Disability Insurance (SSDI)                        | 2               | 0  | 1                          |
| VA Service-Connected Disability Compensation                       | 1               | 0  | 0                          |
| VA Non-Service Connected Disability Pension                        | 0               | 3  | 0                          |
| Private Disability Insurance                                       | 0               | 3  | 0                          |
| Workers Compensation   | 0               | 0  | 0                          |
| Temporary Assistance for Needy Families (TANF)                     | 0               | 0  | 0                          |
| General Assistance (GA)  | 0               | 0  | 0                          |
| Retirement Income from Social Security                             | 0               | 0  | 0                          |
| Pension or retirement income from a former job                     | 0               | 0  | 0                          |
| Child Support  | 0               | 0  | 0                          |
| Alimony and other spousal support                                  | 0               | 0  | 0                          |
| Other Source   | 1               | 0  | 0                          |
| Adults with Income Information at Start and Annual Assessment/Exit | 0               | 0  | 2                          |

## Q19b: Disabling Conditions and Income for Adults at Exit

|   | AO: Adult<br>with<br>Disabling<br>Condition | AO: Adult<br>without<br>Disabling<br>Condition | AO: Total<br>Adults | AO: %<br>with<br>Disabling<br>Condition<br>by Source | AC: Adult<br>with<br>Disabling<br>Condition | AC: Adult<br>without<br>Disabling<br>Condition | AC: Total<br>Adults | AC: %<br>with<br>Disabling<br>Condition<br>by Source | UC: Adult<br>with<br>Disabling<br>Condition | UC: Adult<br>without<br>Disabling<br>Condition | UC: Total<br>Adults |
|---|---|--|---------------------|--|---|--|---------------------|--|---|--|---------------------|
| Earned Income   | 0   | 1  | 1                   | 0%   | 0   | 0  | 0                   | 0%   | 0   | 0  | 0                   |
| Unemployment<br>Insurance                                 | 0   | 0  | 0                   | 0  | 0   | 0  | 0                   | 0  | 0   | 0  | 0                   |
| Supplemental<br>Security<br>Income (SSI)                  | 0   | 0  | 0                   | 0  | 0   | 0  | 0                   | 0  | 0   | 0  | 0                   |
| Social Security<br>Disability<br>Insurance<br>(SSDI)      | 0   | 1  | 1                   | 0%   | 0   | 0  | 0                   | 0  | 0   | 0  | 0                   |
| VA Service-<br>Connected<br>Disability<br>Compensation    | 0   | 0  | 0                   | 0  | 0   | 0  | 0                   | 0  | 0   | 0  | 0                   |
| VA Non-<br>Service-<br>Connected<br>Disability<br>Pension | 0   | 0  | 0                   | 0  | 0   | 0  | 0                   | 0  | 0   | 0  | 0                   |
| Private<br>Disability<br>Insurance                        | 0   | 0  | 0                   | 0  | 0   | 0  | 0                   | 0  | 0   | 0  | 0                   |
| Worker's<br>Compensation                                  | 0   | 0  | 0                   | 0  | 0   | 0  | 0                   | 0  | 0   | 0  | 0                   |
| Temporary<br>Assistance for<br>Needy Families<br>(TANF)   | 0   | 0  | 0                   | 0  | 0   | 0  | 0                   | 0  | 0   | 0  | 0                   |
| General<br>Assistance<br>(GA)                             | 0   | 0  | 0                   | 0  | 0   | 0  | 0                   | 0  | 0   | 0  | 0                   |
| Housing<br>Income from<br>Social Security                 | 0   | 0  | 0                   | 0  | 0   | 0  | 0                   | 0  | 0   | 0  | 0                   |
| Pension or<br>retirement<br>income from a<br>former job   | 0   | 0  | 0                   | 0  | 0   | 0  | 0                   | 0  | 0   | 0  | 0                   |
| Child Support   | 0   | 0  | 0                   | 0  | 0   | 0  | 0                   | 0  | 0   | 0  | 0                   |
| Alimony and<br>other spouse<br>support                    | 0   | 0  | 0                   | 0  | 0   | 0  | 0                   | 0  | 0   | 0  | 0                   |
| Other source  | 0   | 0  | 0                   | 0  | 0   | 0  | 0                   | 0  | 0   | 0  | 0                   |
| No Sources  | 0   | 0  | 0                   | 0  | 0   | 0  | 0                   | 0  | 0   | 0  | 0                   |
| Unuplicated<br>Total Adults                               | 0   | 2  | 2                   |  | 0   | 0  | 0                   |  | 0   | 0  | 0                   |

Numbers in green italics have been recalculated or weighted based on available totals.

**Q20a: Type of Non-Cash Benefit Sources**

|  | Benefit at Start | Benefit at Latest Annual Assessment for Stayers | Benefit at Exit |
|--|------------------|---|-----------------|
| Supplemental Nutrition Assistance Program (SNAP) (Previously known as Food Stamps) | 34               | 0   | 0               |
| Special Supplemental Nutrition Program for Women, Infants, and Children (WIC)      | 1                | 0   | 0               |
| TANF Child Care Services   | 0                | 0   | 0               |
| TANF Transportation Services   | 0                | 0   | 0               |
| Other TANF-Funded Services   | 0                | 0   | 0               |
| Other Source   | 0                | 0   | 0               |

**Q21: Health Insurance**

|   | At Start | At Annual Assessment for Stayers | At Exit for Leavers |
|---|----------|----------------------------------|---------------------|
| Medicaid  | 43       | 0                                | 2                   |
| Medicare  | 4        | 0                                | 0                   |
| State Children's Health Insurance Program                       | 0        | 0                                | 0                   |
| Veteran's Health Administration (VHA)                           | 1        | 0                                | 0                   |
| Employer-Provided Health Insurance                              | 2        | 0                                | 0                   |
| Health Insurance obtained through COBRA                         | 0        | 0                                | 0                   |
| Private Pay Health Insurance                                    | 3        | 0                                | 0                   |
| State Health Insurance for Adults                               | 1        | 0                                | 0                   |
| Indian Health Services Program                                  | 0        | 0                                | 0                   |
| Other   | 0        | 0                                | 0                   |
| No Health Insurance   | 4        | 0                                | 3                   |
| Client Doesn't Know/Prefer Not to Answer                        | 0        | 0                                | 0                   |
| Data No. Collected  | 1        | 57                               | 2                   |
| Number of Stayers Not Yet Required to Have an Annual Assessment | 0        | 0                                | 0                   |
| 1 Source of Health Insurance                                    | 54       | 0                                | 2                   |
| More than 1 Source of Health Insurance                          | 2        | 0                                | 0                   |

**Q22a2: Length of Participation – ESG Projects**

|                                | Total     | Leavers  | Stayers   |
|--------------------------------|-----------|----------|-----------|
| 0 to 7 days                    | 4         | 4        | 0         |
| 8 to 14 days                   | 0         | 0        | 0         |
| 15 to 21 days                  | 0         | 0        | 0         |
| 22 to 30 days                  | 0         | 0        | 0         |
| 31 to 60 days                  | 0         | 0        | 0         |
| 61 to 90 days                  | 0         | 0        | 0         |
| 91 to 180 days                 | 0         | 0        | 0         |
| 181 to 365 days                | 0         | 0        | 0         |
| 366 to 730 days (1-2 Yrs)      | 4         | 0        | 4         |
| 731 to 1,095 days (2-3 Yrs)    | 53        | 0        | 53        |
| 1,096 to 1,455 days (3-4 Yrs)  | 0         | 0        | 0         |
| 1,456 to 1,825 days (4-5 Yrs)  | 0         | 0        | 0         |
| More than 1,825 days (> 5 Yrs) | 0         | 0        | 0         |
| <b>Total</b>                   | <b>61</b> | <b>4</b> | <b>57</b> |

**Q22c: Length of Time between Project Start Date and Housing Move-In Date**

|   | Total    | Without Children | With Children and Adults | With Only Children | Unknown Household Type |
|---|----------|------------------|--------------------------|--------------------|------------------------|
| 7 days or less                            | 0        | 0                | 0                        | 0                  | 0                      |
| 8 to 14 days                              | 0        | 0                | 0                        | 0                  | 0                      |
| 15 to 21 days                             | 0        | 0                | 0                        | 0                  | 0                      |
| 22 to 30 days                             | 0        | 0                | 0                        | 0                  | 0                      |
| 31 to 60 days                             | 0        | 0                | 0                        | 0                  | 0                      |
| 61 to 90 days                             | 0        | 0                | 0                        | 0                  | 0                      |
| 91 to 180 days                            | 0        | 0                | 0                        | 0                  | 0                      |
| 181 to 365 days                           | 0        | 0                | 0                        | 0                  | 0                      |
| 366 to 730 days (1-2 Yrs)                 | 0        | 0                | 0                        | 0                  | 0                      |
| <b>Total (persons moved into housing)</b> | <b>0</b> | <b>0</b>         | <b>0</b>                 | <b>0</b>           | <b>0</b>               |
| <b>Average length of time to housing</b>  |          |                  |                          |                    |                        |
| Persons who were exited without move-in   | 0        | 0                | 0                        | 0                  | 0                      |
| <b>Total persons</b>                      | <b>0</b> | <b>0</b>         | <b>0</b>                 | <b>0</b>           | <b>0</b>               |

Numbers in green italics have been recalculated or weighted based on available totals.

**Q22d: Length of Participation by Household Type**

|                           | Total | Without Children | With Children and Adults | With Only Children | Unknown Household Type |
|---------------------------|-------|------------------|--------------------------|--------------------|------------------------|
| 7 days or less            | 4     | 4                | 0                        | 0                  | 0                      |
| 8 to 14 days              | 0     | 0                | 0                        | 0                  | 0                      |
| 15 to 21 days             | 0     | 0                | 0                        | 0                  | 0                      |
| 22 to 30 days             | 0     | 0                | 0                        | 0                  | 0                      |
| 31 to 60 days             | 0     | 0                | 0                        | 0                  | 0                      |
| 61 to 90 days             | 0     | 0                | 0                        | 0                  | 0                      |
| 91 to 180 days            | 0     | 0                | 0                        | 0                  | 0                      |
| 181 to 365 days           | 0     | 0                | 0                        | 0                  | 0                      |
| 366 to 730 days (1-2 Yrs) | 4     | 4                | 0                        | 0                  | 0                      |
| 731 days or more          | 53    | 50               | 0                        | 3                  | 0                      |
| Total                     | 61    | 61               | 0                        | 3                  | 0                      |

**Q22e: Length of Time Prior to Housing - based on 3,917 Date Homelessness Started**

|                            | Total | Without Children | With Children and Adults | With Only Children | Unknown Household Type |
|----------------------------|-------|------------------|--------------------------|--------------------|------------------------|
| 7 days or less             | 0     | 0                | 0                        | 0                  | 0                      |
| 8 to 14 days               | 0     | 0                | 0                        | 0                  | 0                      |
| 15 to 21 days              | 0     | 0                | 0                        | 0                  | 0                      |
| 22 to 30 days              | 0     | 0                | 0                        | 0                  | 0                      |
| 31 to 60 days              | 0     | 0                | 0                        | 0                  | 0                      |
| 61 to 90 days              | 0     | 0                | 0                        | 0                  | 0                      |
| 91 to 180 days             | 0     | 0                | 0                        | 0                  | 0                      |
| 181 to 365 days            | 0     | 0                | 0                        | 0                  | 0                      |
| 366 to 730 days (1-2 Yrs)  | 0     | 0                | 0                        | 0                  | 0                      |
| 731 days or more           | 0     | 0                | 0                        | 0                  | 0                      |
| Total                      | 0     | 0                | 0                        | 0                  | 0                      |
| Not yet moved into housing | 0     | 0                | 0                        | 0                  | 0                      |
| Data not collected         | 0     | 0                | 0                        | 0                  | 0                      |
| Total persons              | 0     | 0                | 0                        | 0                  | 0                      |

**Q22f: Length of Time between Project Start Date and Housing Move-In Date by Race and Ethnicity**

|                                | American Indian, Alaska Native, or Indigenous | Asian or Asian American | Black, African American, or African | Hispanic/Latina/e/o | Middle Eastern or North African | Native Hawaiian or Pacific Islander | White | At Least 1 Race and Hispanic/Latina/e/o | Multi-racial (does include Hispanic/Latina/e) |
|--------------------------------|---|-------------------------|-------------------------------------|---------------------|---------------------------------|-------------------------------------|-------|---|---|
| Persons Moved Into Housing     | 0   | 0                       | 0                                   | 0                   | 0                               | 0                                   | 0     | 0                                       | 0   |
| Persons Exited Without Move-In | 0   | 0                       | 0                                   | 0                   | 0                               | 0                                   | 0     | 0                                       | 0   |
| Average time to Move-In        |   |                         |                                     |                     |                                 |                                     |       |   |   |
| Median time to Move-In         |   |                         |                                     |                     |                                 |                                     |       |   |   |

New as of 10/1/2023.

**Q22g: Length of Time Prior to Housing by Race and Ethnicity - based on 3,917, Date Homelessness Started**

|                                    | American Indian, Alaska Native, or Indigenous | Asian or Asian American | Black, African American, or African | Hispanic/Latina/e/o | Middle Eastern or North African | Native Hawaiian or Pacific Islander | White | At Least 1 Race and Hispanic/Latina/e/o | Multi-racial (does include Hispanic/Latina/e) |
|------------------------------------|---|-------------------------|-------------------------------------|---------------------|---------------------------------|-------------------------------------|-------|---|---|
| Persons Moved Into Housing         | 0   | 0                       | 0                                   | 0                   | 0                               | 0                                   | 0     | 0                                       | 0   |
| Persons Not Yet Moved Into Housing | 0   | 0                       | 0                                   | 0                   | 0                               | 0                                   | 0     | 0                                       | 0   |
| Average time to Move-In            |   |                         |                                     |                     |                                 |                                     |       |   |   |
| Median time to Move-In             |   |                         |                                     |                     |                                 |                                     |       |   |   |

New as of 10/1/2023.

## Q23c: Exit Destination

|   | Total    | Without Children | With Children and Adults | With Only Children |
|---|----------|------------------|--------------------------|--------------------|
| <b>Homeless Situations</b>  |          |                  |                          |                    |
| Place not meant for habitation (e.g., a vehicle, an abandoned building, bus/train/subway station/airport or anywhere outside) | 0        | 0                | 0                        | 0                  |
| Emergency shelter, including hotel or motel paid for with emergency shelter voucher, Host Home shelter                        | 0        | 0                | 0                        | 0                  |
| Safe Haven  | 0        | 0                | 0                        | 0                  |
| <b>Subtotal - Homeless Situations</b>   | <b>0</b> | <b>0</b>         | <b>0</b>                 | <b>0</b>           |
| <b>Institutional Situations</b>   |          |                  |                          |                    |
| Foster care home or foster care group home  | 0        | 0                | 0                        | 0                  |
| Hospital or other residential non-psychiatric medical facility  | 0        | 0                | 0                        | 0                  |
| Jail, prison, or juvenile detention facility  | 0        | 0                | 0                        | 0                  |
| Long-term care facility or nursing home   | 0        | 0                | 0                        | 0                  |
| Psychiatric hospital or other psychiatric facility  | 0        | 0                | 0                        | 0                  |
| Substance abuse treatment facility or detox center  | 0        | 0                | 0                        | 0                  |
| <b>Subtotal - Institutional Situations</b>  | <b>0</b> | <b>0</b>         | <b>0</b>                 | <b>0</b>           |
| <b>Temporary Situations</b>   |          |                  |                          |                    |
| Transitional housing for homeless persons (including homeless youth)  | 0        | 0                | 0                        | 0                  |
| Residential project or halfway house with no homeless criteria  | 0        | 0                | 0                        | 0                  |
| Hotel or motel paid for without emergency shelter voucher   | 0        | 0                | 0                        | 0                  |
| Host Home (non crisis)  | 0        | 0                | 0                        | 0                  |
| Staying or living with family, temporary tenure (e.g., room, apartment, or house)   | 0        | 0                | 0                        | 0                  |
| Staying or living with friends, temporary tenure (e.g., room, apartment, or house)  | 0        | 0                | 0                        | 0                  |
| Moved from one HOPWA funded project to HOPWA TH   | 0        | 0                | 0                        | 0                  |
| <b>Subtotal - Temporary Situations</b>  | <b>0</b> | <b>0</b>         | <b>0</b>                 | <b>0</b>           |
| <b>Permanent Situations</b>   |          |                  |                          |                    |
| Staying or living with family, permanent tenure   | 0        | 0                | 0                        | 0                  |
| Staying or living with friends, permanent tenure  | 0        | 0                | 0                        | 0                  |
| Moved from one HOPWA funded project to HOPWA PH   | 0        | 0                | 0                        | 0                  |
| Rental by client, no ongoing housing subsidy  | 0        | 0                | 0                        | 0                  |
| Rental by client, with ongoing housing subsidy  | 0        | 0                | 0                        | 0                  |
| Owned by client, with ongoing housing subsidy   | 0        | 0                | 0                        | 0                  |
| Owned by client, no ongoing housing subsidy   | 0        | 0                | 0                        | 0                  |
| <b>Subtotal - Permanent Situations</b>  | <b>0</b> | <b>0</b>         | <b>0</b>                 | <b>0</b>           |
| <b>Other Situations</b>   |          |                  |                          |                    |
| No Exit Interview Completed   | 0        | 0                | 0                        | 0                  |
| Other   | 0        | 0                | 0                        | 0                  |
| Deceased  | 0        | 0                | 0                        | 0                  |
| Client Doesn't Know/Prefer Not to Answer  | 0        | 0                | 0                        | 0                  |
| Data Not Collected  | 0        | 0                | 0                        | 0                  |
| <b>Subtotal - Other Situations</b>  | <b>0</b> | <b>0</b>         | <b>0</b>                 | <b>0</b>           |

<https://www.sagehrml.info/sagehrmlreports/otherpages/gselectio.aspx?clientId=350&clientID=78889&157.4218=125&id=78&autoexecuta=true&Medium...> 19/21





**Q23e: Exit Destination Type by Race and Ethnicity**

|                              | Total    | American Indian, Alaska Native, or Indigenous | Asian or Asian American | Black, African American, or African | Hispanic/Latino/a/o | Middle Eastern or North African | Native Hawaiian or Pacific Islander | White    | At Least 1 Race and Hispanic/Latino/a/o | Multi-racial not include Hispanic/L |
|------------------------------|----------|---|-------------------------|-------------------------------------|---------------------|---------------------------------|-------------------------------------|----------|---|-------------------------------------|
| Homeless Situations          | 0        | 0   | 0                       | 0                                   | 0                   | 0                               | 0                                   | 0        | 0                                       | 0                                   |
| Institutional Situations     | 0        | 0   | 0                       | 0                                   | 0                   | 0                               | 0                                   | 0        | 0                                       | 0                                   |
| Temporary Housing Situations | 0        | 0   | 0                       | 0                                   | 0                   | 0                               | 0                                   | 0        | 0                                       | 0                                   |
| Permanent Housing Situations | 2        | 0   | 0                       | 1                                   | 0                   | 0                               | 0                                   | 0        | 1                                       | 0                                   |
| Other                        | 2        | 0   | 0                       | 2                                   | 0                   | 0                               | 0                                   | 0        | 0                                       | 0                                   |
| <b>Total</b>                 | <b>4</b> | <b>0</b>                                      | <b>0</b>                | <b>3</b>                            | <b>0</b>            | <b>0</b>                        | <b>0</b>                            | <b>0</b> | <b>1</b>                                | <b>0</b>                            |

New as of 10/1/2023.

**Q24a: Homelessness Prevention Housing Assessment at Exit**

|  | Total    | Without Children | With Children and Adults | With Only Children | U T      |
|--|----------|------------------|--------------------------|--------------------|----------|
| able to maintain the housing they had at project start-Without a subsidy                                     | 0        | 0                | 0                        | 0                  | 0        |
| able to maintain the housing they had at project start-With the subsidy they had at project start            | 0        | 0                | 0                        | 0                  | 0        |
| able to maintain the housing they had at project start-With an on-going subsidy acquired since project start | 0        | 0                | 0                        | 0                  | 0        |
| able to maintain the housing they had at project start-Only with financial assistance other than a subsidy   | 2        | 2                | 0                        | 0                  | 0        |
| Moved to new housing unit-With on-going subsidy  | 0        | 0                | 0                        | 0                  | 0        |
| Moved to new housing unit-Without an on-going subsidy  | 0        | 0                | 0                        | 0                  | 0        |
| Moved in with family/friends on a temporary basis  | 0        | 0                | 0                        | 0                  | 0        |
| Moved in with family/friends on a permanent basis  | 0        | 0                | 0                        | 0                  | 0        |
| Moved to a transitional or temporary housing facility or program   | 0        | 0                | 0                        | 0                  | 0        |
| Client became homeless - moving to a shelter or other place unfit for human habitation                       | 0        | 0                | 0                        | 0                  | 0        |
| Jail/prison  | 0        | 0                | 0                        | 0                  | 0        |
| Deceased   | 0        | 0                | 0                        | 0                  | 0        |
| Client Doesn't Know/Prefer Not to Answer   | 0        | 0                | 0                        | 0                  | 0        |
| Data not collected (no exit interview completed)   | 2        | 2                | 0                        | 0                  | 0        |
| <b>Total</b>   | <b>4</b> | <b>4</b>         | <b>0</b>                 | <b>0</b>           | <b>0</b> |

**Q24d: Language of Persons Requiring Translation Assistance**

| Language Response (Top 20 Languages Selected) | Total Persons Requiring Translation Assistance | Language Name <sup>1</sup> |
|---|--|----------------------------|
| Different Preferred Language                  | 0  |                            |
| Total   | 0  |                            |

New as of 10/1/2023, the output of the languages has been sorted from most to least requested

<sup>1</sup> Language name lookup is provided by Sage. The CSV upload contains only the first two columns

**Q25a: Number of Veterans**

|  | Total | Without Children | With Children and Adults | Unknown Household Type |
|--|-------|------------------|--------------------------|------------------------|
| Chronically Homeless Veteran             | 0     | 0                | 0                        | 0                      |
| Non-Chronically Homeless Veteran         | 0     | 0                | 0                        | 0                      |
| Not a Veteran                            | 61    | 61               | 0                        | 0                      |
| Client Doesn't Know/Prefer Not to Answer | 0     | 0                | 0                        | 0                      |
| Data Not Collected                       | 0     | 0                | 0                        | 0                      |
| Total                                    | 61    | 61               | 0                        | 0                      |

**Q26b: Number of Chronically Homeless Persons by Household**

|  | Total | Without Children | With Children and Adults | With Only Children | Unknown Household Type |
|--|-------|------------------|--------------------------|--------------------|------------------------|
| Chronically Homeless                     | 0     | 0                | 0                        | 0                  | 0                      |
| Not Chronically Homeless                 | 61    | 61               | 0                        | 0                  | 0                      |
| Client Doesn't Know/Prefer Not to Answer | 0     | 0                | 0                        | 0                  | 0                      |
| Data Not Collected                       | 0     | 0                | 0                        | 0                  | 0                      |
| Total                                    | 61    | 61               | 0                        | 0                  | 0                      |



## HUD ESG CAPER - CSV upload only

Report: CAPER

Period: Your user level here: Data Entry

## Q04a: Project Identifiers in HMIS

| Organization Name | Organization ID | Project Name   | Project ID | HMIS Project Type | RRH Subtype | Coordinated Entry Access Point | Affiliated with a residential project | Project IDs of affiliations | CoC Number | Geocode |
|-------------------|-----------------|--|------------|-------------------|-------------|--------------------------------|---------------------------------------|-----------------------------|------------|---------|
| YHCP Connecticut  | 224190          | Salvation Army Waterbury DC-4 (YHCP) (RRH) (C103170) | 1814       | 13                | 2           | 1                              |                                       |                             | C-505      | 091194  |

CSV uploads containing multiple project rows in Q1 will display as separate rows here using the same value in Project Info Row ID.

## Q05a: Report Validations Table

| Category  | Count of Clients for DQ | Count of Clients |
|---|-------------------------|------------------|
| Total Number of Persons Served  | 44                      | 44               |
| Number of Adults (Age 18 or Over)                                     | 31                      | 31               |
| Number of Children (Under Age 18)                                     | 13                      | 13               |
| Number of Persons with Unknown Age                                    | 0                       | 0                |
| Number of Leavers   | 13                      | 13               |
| Number of Adult Leavers   | 12                      | 12               |
| Number of Adult and Head of Household Leavers                         | 12                      | 12               |
| Number of Stayers   | 31                      | 31               |
| Number of Adult Stayers   | 19                      | 19               |
| Number of Veterans  | 0                       | 0                |
| Number of Chronically Homeless Persons                                | 2                       | 2                |
| Number of Youth Under Age 25  | 26                      | 26               |
| Number of Parenting Youth Under Age 25 with Children                  | 7                       | 7                |
| Number of Adult Heads of Household                                    | 26                      | 26               |
| Number of Child and Unknown-Age Heads of Household                    | 0                       | 0                |
| Heads of Households and Adult Stayers in the Project 365 Days or more | 5                       | 5                |

Effective 1/1/2020, this question includes separate columns for totals relevant to the DQ questions and totals relevant to the entire APR. Data uploaded prior to bulk updated to use the same totals for both columns in order to support calculations in the Aggregator.

[https://www.sagehmis.info/secure/reports/ticrpages/gelec/0.aspx?devill=300&client\\_ID=1688981574218=12476817&autoexecute=true&MediaUnit=...](https://www.sagehmis.info/secure/reports/ticrpages/gelec/0.aspx?devill=300&client_ID=1688981574218=12476817&autoexecute=true&MediaUnit=...) 1/21

**Q06a: Data Quality: Personally Identifying Information**

|                        | Client Doesn't Know/Prefer Not to Answer | Information Missing | Data Issues | Total | % of Issue Rate |
|------------------------|--|---------------------|-------------|-------|-----------------|
| Name                   | 0  | 0                   | 0           | 0     | 0%              |
| Social Security Number | 0  | 1                   | 1           | 2     | 4.55%           |
| Date of Birth          | 0  | 0                   | 0           | 0     | 0%              |
| Race/Ethnicity         | 0  | 0                   | 0           | 0     | 0%              |
| Gender                 | 0  | 0                   | 0           | 0     | 0%              |
| Overall Score          | 0  | 0                   | 0           | 2     | 4.55%           |

New as of 10/1/2023.

Numbers in green italics have been recalculated or weighted based on available totals.

**Q06b: Data Quality: Universal Data Elements**

| Data Element                      | Client Doesn't Know/Prefer Not to Answer | Information Missing | Data Issues | Total | % of Issue Rate |
|-----------------------------------|--|---------------------|-------------|-------|-----------------|
| Veteran Status                    | 0  | 0                   | 0           | 0     | 0%              |
| Project Start Date                | 0  | 0                   | 0           | 0     | 0%              |
| Relationship to Head of Household | 0  | 0                   | 0           | 0     | 0%              |
| Enrollment CoC                    | 0  | 0                   | 0           | 0     | 0%              |
| Disabling Condition               | 0  | 0                   | 0           | 0     | 0%              |

Numbers in green italics have been recalculated or weighted based on available totals.

**Q06c: Data Quality: Income and Housing Data Quality**

| Data Element                            | Client Doesn't Know/Prefer Not to Answer | Information Missing | Data Issues | Total | % of Error Rate |
|---|--|---------------------|-------------|-------|-----------------|
| Destination                             | 0  | 2                   | 0           | 2     | 15.38%          |
| Income and Sources at Start             | 0  | 3                   | 0           | 3     | 9.60%           |
| Income and Sources at Annual Assessment | 0  | 3                   | 0           | 3     | 100.00%         |
| Income and Sources at Exit              | 0  | 3                   | 0           | 3     | 25.00%          |

Numbers in green italics have been recalculated or weighted based on available totals.

**Q06d: Data Quality: Chronic Homelessness**

| Entering Into project type             | Count of Total Records | Missing Time in Institution | Missing Time in Housing | Approximate Date Started DK/R/missing | Number of Times DK/R/missing | Number of Months DK/R/missing |
|--|------------------------|-----------------------------|-------------------------|---------------------------------------|------------------------------|-------------------------------|
| Eviction, ES, NHA, SH, Street Outreach | 0                      | 0                           | 0                       | 0                                     | 0                            | 0                             |
| TH                                     | 0                      | 0                           | 0                       | 0                                     | 0                            | 0                             |
| P-I (All)                              | 31                     | 0                           | 0                       | 0                                     | 0                            | 0                             |
| GE                                     | 31                     | 0                           | 0                       | 0                                     | 0                            | 0                             |
| ESU, Day Shelter, HP                   | 31                     | 0                           | 0                       | 0                                     | 0                            | 0                             |
| Total                                  | 31                     | 0                           | 0                       | 0                                     | 0                            | 0                             |

Numbers in green italics have been recalculated or weighted based on available totals.

**Q06e: Data Quality: Timeliness**

| Time for Record Entry | Number of Project Start Records | Number of Project Exit Records |
|-----------------------|---------------------------------|--------------------------------|
| < 0 days              | 0                               | 4                              |
| 0 days                | 20                              | 8                              |
| 1-3 Days              | 1                               | 2                              |
| 4-6 Days              | 1                               | 1                              |
| 7-10 Days             | 0                               | 0                              |
| 11+ Days              | 3                               | 0                              |

**Q06f: Data Quality: Inactive Records: Street Outreach & Emergency Shelter**

| Data Element   | # of Records | # of Inactive Records | % of Inactive Records |
|--|--------------|-----------------------|-----------------------|
| Contact (Adults and Heads of Household in Street Outreach or PS - RHH) | 0            | 0                     | 0                     |
| Red Night (All Clients in CS - RHN)                                    | 0            | 0                     | 0                     |

Numbers in green italics have been recalculated or weighted based on available totals.

**Q07a: Number of Persons Served**

|  | Total | Without Children | With Children and Adults | With Only Children | Unknown Type |
|--|-------|------------------|--------------------------|--------------------|--------------|
| Adults   | 9     | 11               | 12                       | 0                  | 0            |
| Children   | 13    | 0                | 13                       | 3                  | 0            |
| Client Doesn't Know/Refers Not to Answer                         | 0     | 0                | 0                        | 0                  | 0            |
| Data Not Collected   | 0     | 0                | 0                        | 0                  | 0            |
| Total  | 44    | 19               | 25                       | 0                  | 0            |
| For PS-H & RHH - the total persons served who moved into housing | 25    | 11               | 14                       | 0                  | 0            |

**Q07b: Point-in-Time Count of Persons on the Last Wednesday**

|         | Total | Without Children | With Children and Adults | With Only Children | Unknown Household Type |
|---------|-------|------------------|--------------------------|--------------------|------------------------|
| January | 17    | 3                | 14                       | 0                  | 0                      |
| April   | 17    | 3                | 14                       | 0                  | 0                      |
| July    | 15    | 3                | 12                       | 0                  | 0                      |
| October | 17    | 10               | 7                        | 0                  | 0                      |

**Q08a: Households Served**

|   | Total | Without Children | With Children and Adults | With Only Children | Unknown Type |
|---|-------|------------------|--------------------------|--------------------|--------------|
| Total Households  | 25    | 17               | 6                        | 0                  | 0            |
| For PS-H & RHH - the total households served who moved into housing | 15    | 9                | 6                        | 0                  | 0            |

**Q08b: Point-In-Time Count of Households on the Last Wednesday**

|         | Total | Without Children | With Children and Adults | With Only Children | Unknown Household Type |
|---------|-------|------------------|--------------------------|--------------------|------------------------|
| January | 8     | 2                | 6                        | 0                  | 0                      |
| April   | 8     | 2                | 6                        | 0                  | 0                      |
| July    | 7     | 2                | 5                        | 0                  | 0                      |
| October | 11    | 8                | 3                        | 0                  | 0                      |

**Q09a: Number of Persons Contacted**

| Number of Persons Contacted | All Persons Contacted | First contact - NOT staying on the Streets, ES-EE, ES-NbN, or SH | First contact - WAS staying on Streets, ES-EE, ES-NbN, or SH | First contact to determine |
|-----------------------------|-----------------------|--|--|----------------------------|
| Once                        | 0                     | 0  | 0  | 0                          |
| 2-5 Times                   | 0                     | 0  | 0  | 0                          |
| 6-9 Times                   | 0                     | 0  | 0  | 0                          |
| 10+ Times                   | 0                     | 0  | 0  | 0                          |
| Total Persons Contacted     | 0                     | 0  | 0  | 0                          |

**Q09b: Number of Persons Newly Engaged**

| Number of Persons Engaged | All Persons Contacted | First contact - NOT staying on the Streets, ES-EE, ES-NbN, or SH | First contact - WAS staying on Streets, ES-EE, ES-NbN, or SH | First contact to determine |
|---------------------------|-----------------------|--|--|----------------------------|
| Once                      | 0                     | 0  | 0  | 0                          |
| 2-5 Contacts              | 0                     | 0  | 0  | 0                          |
| 6-9 Contacts              | 0                     | 0  | 0  | 0                          |
| 10+ Contacts              | 0                     | 0  | 0  | 0                          |
| Total Persons Engaged     | 0                     | 0  | 0  | 0                          |
| Rate of Engagement        | 0                     | 0  | 0  | 0                          |

Numbers in green italics have been recalculated or weighted based on available totals.

## Q10a: Gender

|   | Total | Without Children | With Children and Adults | With Only Children | Unknown Household Type |
|---|-------|------------------|--------------------------|--------------------|------------------------|
| Women   | 20    | 7                | 13                       | 0                  | 0                      |
| Men   | 25    | 11               | 12                       | 0                  | 0                      |
| Culturally Specific Identity                    | 0     | 0                | 0                        | 0                  | 0                      |
| Transgender                                     | 0     | 0                | 0                        | 0                  | 0                      |
| Non-Binary                                      | 0     | 0                | 0                        | 0                  | 0                      |
| Questioning                                     | 0     | 0                | 0                        | 0                  | 0                      |
| Different Identity                              | 0     | 0                | 0                        | 0                  | 0                      |
| Woman/Man                                       | 0     | 0                | 0                        | 0                  | 0                      |
| Woman/Culturally Specific Identity              | 0     | 0                | 0                        | 0                  | 0                      |
| Woman/Transgender                               | 1     | 1                | 0                        | 0                  | 0                      |
| Woman/Non-Binary                                | 0     | 0                | 0                        | 0                  | 0                      |
| Woman/Questioning                               | 0     | 0                | 0                        | 0                  | 0                      |
| Woman/Different Identity                        | 0     | 0                | 0                        | 0                  | 0                      |
| Man/Culturally Specific Identity                | 0     | 0                | 0                        | 0                  | 0                      |
| Man/Transgender                                 | 0     | 0                | 0                        | 0                  | 0                      |
| Man/Non-Binary                                  | 0     | 0                | 0                        | 0                  | 0                      |
| Man/Questioning                                 | 0     | 0                | 0                        | 0                  | 0                      |
| Man/Different Identity                          | 0     | 0                | 0                        | 0                  | 0                      |
| Culturally Specific Identity/Transgender        | 0     | 0                | 0                        | 0                  | 0                      |
| Culturally Specific Identity/Non-Binary         | 0     | 0                | 0                        | 0                  | 0                      |
| Culturally Specific Identity/Questioning        | 0     | 0                | 0                        | 0                  | 0                      |
| Culturally Specific Identity/Different Identity | 0     | 0                | 0                        | 0                  | 0                      |
| Transgender/Non-Binary                          | 0     | 0                | 0                        | 0                  | 0                      |
| Transgender/Questioning                         | 0     | 0                | 0                        | 0                  | 0                      |
| Transgender/Different Identity                  | 0     | 0                | 0                        | 0                  | 0                      |
| Non-Binary/Questioning                          | 0     | 0                | 0                        | 0                  | 0                      |
| Non-Binary/Different Identity                   | 0     | 0                | 0                        | 0                  | 0                      |
| Questioning/Different Identity                  | 0     | 0                | 0                        | 0                  | 0                      |
| More than 2 Gender Identities Selected          | 0     | 0                | 0                        | 0                  | 0                      |
| Client Doesn't Know/Prefer Not to Answer        | 0     | 0                | 0                        | 0                  | 0                      |
| Data Not Collected                              | 0     | 0                | 0                        | 0                  | 0                      |
| Total   | 44    | 19               | 25                       | 0                  | 0                      |

New as of 10/1/2023



## QT0d: Gender by Age Ranges

|   | Total | Under Age 18 | Age 18-24 | Age 25-64 | Age 65+ | Client Doesn't Know/Prefers Not to Answer |
|---|-------|--------------|-----------|-----------|---------|---|
| Woman   | 20    | 4            | 15        | 1         | 0       | 0   |
| Man   | 23    | 9            | 12        | 2         | 0       | 0   |
| Culturally Specific Identity                    | 0     | 0            | 0         | 0         | 0       | 0   |
| Transgender                                     | 0     | 0            | 0         | 0         | 0       | 0   |
| Non-Binary                                      | 0     | 0            | 0         | 0         | 0       | 0   |
| Questioning                                     | 0     | 0            | 0         | 0         | 0       | 0   |
| Different Identity                              | 0     | 0            | 0         | 0         | 0       | 0   |
| Woman/Man                                       | 0     | 0            | 0         | 0         | 0       | 0   |
| Woman/Culturally Specific Identity              | 0     | 0            | 0         | 0         | 0       | 0   |
| Woman/Transgender                               | 1     | 0            | 1         | 0         | 0       | 0   |
| Woman/Non-Binary                                | 0     | 0            | 0         | 0         | 0       | 0   |
| Woman/Questioning                               | 0     | 0            | 0         | 0         | 0       | 0   |
| Woman/Different Identity                        | 0     | 0            | 0         | 0         | 0       | 0   |
| Man/Culturally Specific Identity                | 0     | 0            | 0         | 0         | 0       | 0   |
| Man/Transgender                                 | 1     | 0            | 0         | 0         | 0       | 0   |
| Man/Non-Binary                                  | 0     | 0            | 0         | 0         | 0       | 0   |
| Man/Questioning                                 | 0     | 0            | 0         | 0         | 0       | 0   |
| Man/Different Identity                          | 0     | 0            | 0         | 0         | 0       | 0   |
| Culturally Specific Identity/Transgender        | 0     | 0            | 0         | 0         | 0       | 0   |
| Culturally Specific Identity/Non-Binary         | 0     | 0            | 0         | 0         | 0       | 0   |
| Culturally Specific Identity/Questioning        | 0     | 0            | 0         | 0         | 0       | 0   |
| Culturally Specific Identity/Different Identity | 0     | 0            | 0         | 0         | 0       | 0   |
| Transgender/Non-Binary                          | 0     | 0            | 0         | 0         | 0       | 0   |
| Transgender/Questioning                         | 0     | 0            | 0         | 0         | 0       | 0   |
| Transgender/Different Identity                  | 0     | 0            | 0         | 0         | 0       | 0   |
| Non-Binary/Questioning                          | 0     | 0            | 0         | 0         | 0       | 0   |
| Non-Binary/Different Identity                   | 0     | 0            | 0         | 0         | 0       | 0   |
| Questioning/Different Identity                  | 0     | 0            | 0         | 0         | 0       | 0   |
| More than 2 Gender Identities Selected          | 0     | 0            | 0         | 0         | 0       | 0   |
| Client Doesn't Know/Prefers Not to Answer       | 0     | 0            | 0         | 0         | 0       | 0   |
| Data Not Collected                              | 0     | 0            | 0         | 0         | 0       | 0   |
| Total   | 44    | 13           | 27        | 3         | 0       | 0   |

New as of 10/1/2023.

## Q11: Age

|  | Total | Without Children | With Children and Adults | With Only Children | Unknown Household Type |
|--|-------|------------------|--------------------------|--------------------|------------------------|
| Under 5                                  | 10    | 0                | 10                       | 0                  | 0                      |
| 5-12                                     | 3     | 0                | 3                        | 0                  | 0                      |
| 13-17                                    | 0     | 0                | 0                        | 0                  | 0                      |
| 18-24                                    | 28    | 13               | 10                       | 0                  | 0                      |
| 25-34                                    | 3     | 1                | 2                        | 0                  | 0                      |
| 35-44                                    | 0     | 0                | 0                        | 0                  | 0                      |
| 45-54                                    | 0     | 0                | 0                        | 0                  | 0                      |
| 55-64                                    | 0     | 0                | 0                        | 0                  | 0                      |
| 65+                                      | 0     | 0                | 0                        | 0                  | 0                      |
| Client Doesn't Know/Prefer Not to Answer | 0     | 0                | 0                        | 0                  | 0                      |
| Data Not Collected                       | 0     | 0                | 0                        | 0                  | 0                      |
| Total                                    | 44    | 14               | 25                       | 0                  | 0                      |

News as of 10/1/2023.

## Q12: Race and Ethnicity

|   | Total | Without Children | With Children and Adults | With Only Children | Unit Type |
|---|-------|------------------|--------------------------|--------------------|-----------|
| American Indian, Alaska Native, or Indigenous                                       | 0     | 0                | 0                        | 0                  | 0         |
| Asian or Asian American   | 0     | 0                | 0                        | 0                  | 0         |
| Black, African American, or African   | 6     | 5                | 1                        | 0                  | 0         |
| Hispanic/Latina/o   | 6     | 2                | 4                        | 0                  | 0         |
| Middle Eastern or North African   | 0     | 0                | 0                        | 0                  | 0         |
| Native Hawaiian or Pacific Islander   | 0     | 0                | 0                        | 0                  | 0         |
| White   | 12    | 5                | 7                        | 0                  | 3         |
| Asian or Asian American & American Indian, Alaska Native, or Indigenous             | 0     | 0                | 0                        | 0                  | 0         |
| Black, African American, or African & American Indian, Alaska Native, or Indigenous | 0     | 0                | 0                        | 0                  | 0         |
| Hispanic/Latina/o & American Indian, Alaska Native, or Indigenous                   | 0     | 0                | 0                        | 0                  | 0         |
| Middle Eastern or North African & American Indian, Alaska Native, or Indigenous     | 0     | 0                | 0                        | 0                  | 0         |
| Native Hawaiian or Pacific Islander & American Indian, Alaska Native, or Indigenous | 0     | 0                | 0                        | 0                  | 0         |
| White & American Indian, Alaska Native, or Indigenous                               | 0     | 0                | 0                        | 0                  | 0         |
| Black, African American, or African & Asian or Asian American                       | 0     | 0                | 0                        | 0                  | 0         |
| Hispanic/Latina/o & Asian or Asian American   | 0     | 0                | 0                        | 0                  | 0         |
| Middle Eastern or North African & Asian or Asian American                           | 0     | 0                | 0                        | 0                  | 0         |
| Native Hawaiian or Pacific Islander & Asian or Asian American                       | 0     | 0                | 0                        | 0                  | 0         |
| White & Asian or Asian American   | 0     | 0                | 0                        | 0                  | 0         |
| Hispanic/Latina/o & Black, African American, or African                             | 0     | 0                | 0                        | 0                  | 0         |
| Middle Eastern or North African & Black, African American, or African               | 0     | 0                | 0                        | 0                  | 0         |
| Native Hawaiian or Pacific Islander & Black, African American, or African           | 0     | 0                | 0                        | 0                  | 0         |
| White & Black, African American, or African   | 1     | 1                | 0                        | 0                  | 0         |
| Middle Eastern or North African & Hispanic/Latina/o                                 | 0     | 0                | 0                        | 0                  | 0         |
| Native Hawaiian or Pacific Islander & Hispanic/Latina/o                             | 0     | 0                | 0                        | 0                  | 0         |
| White & Hispanic/Latina/o   | 6     | 2                | 4                        | 0                  | 0         |
| Native Hawaiian or Pacific Islander & Middle Eastern or North African               | 0     | 0                | 0                        | 0                  | 0         |
| White & Middle Eastern or North African   | 0     | 0                | 0                        | 0                  | 0         |
| White & Native Hawaiian or Pacific Islander   | 0     | 0                | 0                        | 0                  | 0         |
| Multiracial - more than 2 races/ethnicity, with one being Hispanic/Latina/o         | 1     | 0                | 1                        | 0                  | 0         |
| Multiracial - more than 2 races, where no option is Hispanic/Latina/o               | 0     | 0                | 0                        | 0                  | 0         |
| Client Doesn't Know/Refers Not to Answer  | 0     | 0                | 0                        | 0                  | 0         |
| Data Not Collected  | 0     | 0                | 0                        | 0                  | 0         |
| Total   | 44    | 19               | 25                       | 0                  | 3         |

New as of 10/1/2023.

[https://www.sagehris.info/securereports/fillcrpagesgaholic.aspx?dauID=300&client\\_ID=78888&157.4210-12478817&autoexport=true&Medium=...](https://www.sagehris.info/securereports/fillcrpagesgaholic.aspx?dauID=300&client_ID=78888&157.4210-12478817&autoexport=true&Medium=...)

**Q13a1: Physical and Mental Health Conditions at Start**

|   | Total Persons | Without Children | Adults in HH with Children & Adults | Children in HH with Children & Adults | With Children and Adults & | With Only Children |
|---|---------------|------------------|-------------------------------------|---------------------------------------|----------------------------|--------------------|
| Mental Health Disorder                  | 17            | 11               | 5                                   | 1                                     | 0                          | 0                  |
| Alcohol Use Disorder                    | 0             | 0                | 0                                   | 0                                     | 0                          | 0                  |
| Drug Use Disorder                       | 1             | 1                | 0                                   | 0                                     | 0                          | 0                  |
| Both Alcohol Use and Drug Use Disorders | 2             | 0                | 2                                   | 0                                     | 0                          | 0                  |
| Chronic Health Condition                | 2             | 2                | 0                                   | 0                                     | 0                          | 0                  |
| HIV/AIDS                                | 0             | 0                | 0                                   | 0                                     | 0                          | 0                  |
| Developmental Disability                | 6             | 4                | 0                                   | 2                                     | 0                          | 0                  |
| Physical Disability                     | 1             | 0                | 1                                   | 0                                     | 0                          | 0                  |

& The "With Children and Adults" column is retired as of 10/1/2019 and replaced with the columns "Adults in HH with Children & Adults" and "Children in Adults".

**Q13b1: Physical and Mental Health Conditions at Exit**

|   | Total Persons | Without Children | Adults in HH with Children & Adults | Children in HH with Children & Adults | With Children and Adults & | With Only Children |
|---|---------------|------------------|-------------------------------------|---------------------------------------|----------------------------|--------------------|
| Mental Health Disorder                  | 1             | 4                | 0                                   | 0                                     | 0                          | 0                  |
| Alcohol Use Disorder                    | 1             | 1                | 0                                   | 0                                     | 0                          | 0                  |
| Drug Use Disorder                       | 0             | 0                | 0                                   | 0                                     | 0                          | 0                  |
| Both Alcohol Use and Drug Use Disorders | 0             | 0                | 0                                   | 0                                     | 0                          | 0                  |
| Chronic Health Condition                | 1             | 1                | 0                                   | 0                                     | 0                          | 0                  |
| HIV/AIDS                                | 0             | 0                | 0                                   | 0                                     | 0                          | 0                  |
| Developmental Disability                | 2             | 2                | 0                                   | 0                                     | 0                          | 0                  |
| Physical Disability                     | 0             | 0                | 0                                   | 0                                     | 0                          | 0                  |

& The "With Children and Adults" column is retired as of 10/1/2019 and replaced with the columns "Adults in HH with Children & Adults" and "Children in Adults".

**Q13c1: Physical and Mental Health Conditions for Stayers**

|   | Total Persons | Without Children | Adults in HH with Children & Adults | Children in HH with Children & Adults | With Children and Adults & | With Only Children |
|---|---------------|------------------|-------------------------------------|---------------------------------------|----------------------------|--------------------|
| Mental Health Disorder                  | 17            | 6                | 5                                   | 1                                     | 0                          | 0                  |
| Alcohol Use Disorder                    | 0             | 0                | 0                                   | 0                                     | 0                          | 0                  |
| Drug Use Disorder                       | 1             | 1                | 0                                   | 0                                     | 0                          | 0                  |
| Both Alcohol Use and Drug Use Disorders | 2             | 0                | 2                                   | 0                                     | 0                          | 0                  |
| Chronic Health Condition                | 1             | 1                | 0                                   | 0                                     | 0                          | 0                  |
| HIV/AIDS                                | 0             | 0                | 0                                   | 0                                     | 0                          | 0                  |
| Developmental Disability                | 3             | 1                | 0                                   | 2                                     | 0                          | 0                  |
| Physical Disability                     | 1             | 0                | 1                                   | 0                                     | 0                          | 0                  |

& The "With Children and Adults" column is retired as of 10/1/2019 and replaced with the columns "Adults in HH with Children & Adults" and "Children in Adults".

**Q14a: History of Domestic Violence, Sexual Assault, Dating Violence, Stalking, or Human Trafficking**

|  | Total | Without Children | With Children and Adults | With Only Children | Unknown Household Type |
|--|-------|------------------|--------------------------|--------------------|------------------------|
| Yes                                      | 9     | 4                | 5                        | 3                  | 0                      |
| No                                       | 22    | 15               | 7                        | 0                  | 0                      |
| Client Doesn't Know/Prefer Not to Answer | 0     | 3                | 0                        | 0                  | 0                      |
| Data Not Collected                       | 0     | 0                | 0                        | 0                  | 0                      |
| Total                                    | 31    | 15               | 12                       | 0                  | 0                      |

**Q14b: Most recent experience of domestic violence, sexual assault, dating violence, stalking, or human trafficking**

|  | Total | Without Children | With Children and Adults | With Only Children | Unknown Household Type |
|--|-------|------------------|--------------------------|--------------------|------------------------|
| Within the past three months             | 2     | 0                | 2                        | 0                  | 0                      |
| Three to six months ago                  | 2     | 1                | 1                        | 0                  | 0                      |
| Six months to one year                   | 1     | 1                | 0                        | 0                  | 0                      |
| One year ago, or more                    | 3     | 1                | 2                        | 0                  | 0                      |
| Client Doesn't Know/Prefer Not to Answer | 1     | 1                | 0                        | 0                  | 0                      |
| Data Not Collected                       | 0     | 0                | 0                        | 0                  | 0                      |
| Total                                    | 9     | 4                | 5                        | 0                  | 0                      |

New as of 10/1/2023.

## Q15: Living Situation

|  | Total     | Without Children | With Children and Adults | With Only Children | Un       |
|--|-----------|------------------|--------------------------|--------------------|----------|
| <b>Homeless Situations</b>   |           |                  |                          |                    |          |
| Place not instant for habitation   | 0         | 0                | 0                        | 0                  | 0        |
| Emergency shelter, including hotel or motel paid for with emergency shelter voucher, Host Home shelter | 15        | 10               | 5                        | 0                  | 0        |
| Safe Haven   | 1         | 1                | 0                        | 0                  | 0        |
| <b>Subtotal - Homeless Situations</b>  | <b>21</b> | <b>16</b>        | <b>8</b>                 | <b>0</b>           | <b>0</b> |
| <b>Institutional Situations</b>  |           |                  |                          |                    |          |
| Foster care home or foster care group home   | 0         | 0                | 0                        | 0                  | 0        |
| Hospital or other residential non-psychiatric medical facility   | 0         | 0                | 0                        | 0                  | 0        |
| Jail, prison, or juvenile detention facility   | 0         | 0                | 0                        | 0                  | 0        |
| Long-term care facility or nursing home  | 5         | 0                | 0                        | 0                  | 0        |
| Psychiatric hospital or other psychiatric facility   | 0         | 0                | 0                        | 0                  | 0        |
| Substance abuse treatment facility or detox center   | 0         | 0                | 0                        | 0                  | 0        |
| <b>Subtotal - Institutional Situations</b>   | <b>0</b>  | <b>0</b>         | <b>0</b>                 | <b>0</b>           | <b>0</b> |
| <b>Temporary Situations</b>  |           |                  |                          |                    |          |
| Transitional housing for homeless persons (including homeless youth)                                   | 0         | 0                | 0                        | 0                  | 0        |
| Residential project or halfway house with no homeless criteria   | 0         | 0                | 0                        | 0                  | 0        |
| Hotel or motel paid for without emergency shelter voucher  | 1         | 0                | 1                        | 0                  | 0        |
| Host Home (non crisis)   | 0         | 0                | 0                        | 0                  | 0        |
| Staying or living in a friend's room, apartment, or house  | 2         | 2                | 0                        | 0                  | 0        |
| Staying or living in a family member's room, apartment, or house                                       | 4         | 1                | 3                        | 0                  | 0        |
| <b>Subtotal - Temporary Situations</b>   | <b>7</b>  | <b>3</b>         | <b>4</b>                 | <b>0</b>           | <b>0</b> |
| <b>Permanent Situations</b>  |           |                  |                          |                    |          |
| Rental by client, no ongoing housing subsidy   | 0         | 0                | 0                        | 0                  | 0        |
| Rental by client, with ongoing housing subsidy   | 1         | 1                | 0                        | 0                  | 0        |
| Owned by client, with ongoing housing subsidy  | 0         | 0                | 0                        | 0                  | 0        |
| Owned by client, no ongoing housing subsidy  | 0         | 0                | 0                        | 0                  | 0        |
| <b>Subtotal - Permanent Situations</b>   | <b>4</b>  | <b>1</b>         | <b>0</b>                 | <b>0</b>           | <b>0</b> |
| Client: Doesn't Know/Prefer Not to Answer  | 0         | 0                | 0                        | 0                  | 0        |
| Data Not Collected   | 0         | 0                | 0                        | 0                  | 0        |
| <b>Subtotal - Other Situations</b>   | <b>0</b>  | <b>0</b>         | <b>0</b>                 | <b>0</b>           | <b>0</b> |
| <b>TOTAL</b>   | <b>31</b> | <b>19</b>        | <b>12</b>                | <b>0</b>           | <b>0</b> |

Updated 10/1/2023: Rows reordered and grouped differently. Row "Rental by client, with ongoing housing subsidy" row includes data previously reported subsidy types

§ Interim housing is defined as of 10/1/2019

## Q16: Cash Income - Ranges

|   | Income at Start | Income at Latest Annual Assessment for Stayers | Income at Exit for Leavers |
|---|-----------------|--|----------------------------|
| No Income   | 15              | 0  | 2                          |
| \$1 - \$150   | 0               | 0  | 0                          |
| \$151 - \$250   | 11              | 0  | 0                          |
| \$251 - \$500   | 7               | 0  | 3                          |
| \$501 - \$1,000   | 2               | 0  | 3                          |
| \$1,001 - \$1,500   | 0               | 0  | 1                          |
| \$1,501 - \$2,000   | 5               | 3  | 3                          |
| \$2,001+  | 1               | 3  | 0                          |
| Client Doesn't Know/Refers Not to Answer                              | 0               | 0  | 0                          |
| Data Not Collected  | 3               | 0  | 3                          |
| Number of Adult Stayers Not Yet Required to Have an Annual Assessment | 0               | 16   | 0                          |
| Number of Adult Stayers Without Required Annual Assessment            | 0               | 2  | 11                         |
| Total Adults  | 31              | 19   | 12                         |

## Q17: Cash Income - Sources

|  | Income at Start | Income at Latest Annual Assessment for Stayers | Income at Exit for Leavers |
|--|-----------------|--|----------------------------|
| Earned Income  | 2               | 0  | 7                          |
| Unemployment Insurance   | 0               | 0  | 0                          |
| Supplemental Security Income (SSI)                                 | 2               | 0  | 0                          |
| Social Security Disability Insurance (SSDI)                        | 0               | 0  | 0                          |
| VA Service-Connected Disability Compensation                       | 0               | 0  | 0                          |
| VA Non-Service Connected Disability Pension                        | 0               | 0  | 0                          |
| Private Disability Insurance                                       | 0               | 0  | 0                          |
| Worker's Compensation  | 0               | 0  | 0                          |
| Temporary Assistance for Needy Families (TANF)                     | 0               | 0  | 0                          |
| General Assistance (GA)  | 0               | 0  | 0                          |
| Retirement: Income from Social Security                            | 0               | 0  | 0                          |
| Pension or retirement income from a former job                     | 0               | 0  | 0                          |
| Child Support  | 0               | 0  | 0                          |
| Alimony and other spousal support                                  | 1               | 0  | 1                          |
| Other Source   | 0               | 0  | 0                          |
| Adults with Income Information at Start and Annual Assessment/Exit | 0               | 0  | 9                          |

## Q19b: Disabling Conditions and Income for Adults at Exit

|  | AO: Adult with Disabling Condition | AO: Adult without Disabling Condition | AO: Total Adults | AO: % with Disabling Condition by Source | AC: Adult with Disabling Condition | AC: Adult without Disabling Condition | AC: Total Adults | AC: % with Disabling Condition by Source | UK: Adult with Disabling Condition | UK: Adult without Disabling Condition | UK: Total Adults |
|--|------------------------------------|---------------------------------------|------------------|--|------------------------------------|---------------------------------------|------------------|--|------------------------------------|---------------------------------------|------------------|
| Earned Income                                  | 2                                  | 4                                     | 6                | 33.33%                                   | 0                                  | 1                                     | 1                | 0%                                       | 0                                  | 0                                     | 0                |
| Unemployment Insurance                         | 0                                  | 0                                     | 0                | 0%                                       | 0                                  | 0                                     | 0                | 0%                                       | 0                                  | 0                                     | 0                |
| Supplemental Security Income (SSI)             | 0                                  | 0                                     | 0                | 0%                                       | 0                                  | 0                                     | 0                | 0%                                       | 0                                  | 0                                     | 0                |
| Social Security Disability Insurance (SSDI)    | 0                                  | 0                                     | 0                | 0%                                       | 0                                  | 0                                     | 0                | 0%                                       | 0                                  | 0                                     | 0                |
| VA Service-Connected Disability Compensation   | 0                                  | 0                                     | 0                | 0%                                       | 0                                  | 0                                     | 0                | 0%                                       | 0                                  | 0                                     | 0                |
| VA Non-Service-Connected Disability Pension    | 0                                  | 0                                     | 0                | 0%                                       | 0                                  | 0                                     | 0                | 0%                                       | 0                                  | 0                                     | 0                |
| Private Disability Insurance                   | 0                                  | 0                                     | 0                | 0%                                       | 0                                  | 0                                     | 0                | 0%                                       | 0                                  | 0                                     | 0                |
| Worker's Compensation                          | 0                                  | 0                                     | 0                | 0%                                       | 0                                  | 0                                     | 0                | 0%                                       | 0                                  | 0                                     | 0                |
| Temporary Assistance for Needy Families (TANF) | 0                                  | 0                                     | 0                | 0%                                       | 0                                  | 0                                     | 0                | 0%                                       | 0                                  | 0                                     | 0                |
| General Assistance (GA)                        | 0                                  | 0                                     | 0                | 0%                                       | 0                                  | 0                                     | 0                | 0%                                       | 0                                  | 0                                     | 0                |
| Retirement Income from Social Security         | 0                                  | 0                                     | 0                | 0%                                       | 0                                  | 0                                     | 0                | 0%                                       | 0                                  | 0                                     | 0                |
| Pension or Retirement Income from a former job | 0                                  | 0                                     | 0                | 0%                                       | 0                                  | 0                                     | 0                | 0%                                       | 0                                  | 0                                     | 0                |
| Child Support                                  | 0                                  | 0                                     | 0                | 0%                                       | 0                                  | 0                                     | 0                | 0%                                       | 0                                  | 0                                     | 0                |
| Alimony and other spousal support              | 0                                  | 0                                     | 0                | 0%                                       | 0                                  | 1                                     | 1                | 0%                                       | 0                                  | 0                                     | 0                |
| Other source                                   | 0                                  | 0                                     | 0                | 0%                                       | 0                                  | 0                                     | 0                | 0%                                       | 0                                  | 0                                     | 0                |
| No Sources                                     | 0                                  | 2                                     | 2                | 0%                                       | 0                                  | 0                                     | 0                | 0%                                       | 0                                  | 0                                     | 0                |
| Uncollected Total Adults                       | 2                                  | 6                                     | 8                |  | 0                                  | 1                                     | 1                |  | 0                                  | 0                                     | 0                |

Numbers in green *italics* have been recalculated or weighted based on available totals.



**Q20a: Type of Non-Cash Benefit Sources**

|  | Benefit at Start | Benefit at Latest Annual Assessment for Stayers | Benefit at Exit |
|--|------------------|---|-----------------|
| Supplemental Nutrition Assistance Program (SNAP) (Previously known as Food Stamps) | 20               | 0   | 5               |
| Special Supplemental Nutrition Program for Women, Infants, and Children (WIC)      | 1                | 0   | 0               |
| TANF Child Care Services   | 0                | 0   | 0               |
| TANF Transportation Services   | 0                | 0   | 0               |
| Other TANF-Fundaid Services  | 0                | 0   | 0               |
| Other Source   | 2                | 0   | 0               |

**Q21: Health Insurance**

|   | At Start | At Annual Assessment for Stayers | At Exit for Leavers |
|---|----------|----------------------------------|---------------------|
| MEDICAID  | 37       | 0                                | 10                  |
| MEDICARE  | 1        | 0                                | 1                   |
| State Children's Health Insurance Program                       | 0        | 0                                | 0                   |
| Veterans Health Administration (VHA)                            | 0        | 0                                | 0                   |
| Employer Provided Health Insurance                              | 0        | 0                                | 0                   |
| Health Insurance obtained through COBRA                         | 0        | 0                                | 0                   |
| Private Pay Health Insurance                                    | 0        | 0                                | 0                   |
| State Health Insurance for Adults                               | 1        | 0                                | 0                   |
| Indian Health Services Program                                  | 0        | 0                                | 0                   |
| Other   | 1        | 0                                | 0                   |
| No Health Insurance   | 3        | 0                                | 1                   |
| Client Doesn't Know/Prefer Not to Answer                        | 2        | 0                                | 0                   |
| Data Not Collected  | 0        | 5                                | 2                   |
| Number of Stayers No. Yet Required to Have an Annual Assessment | 0        | 25                               | 0                   |
| 1 Source of Health Insurance                                    | 58       | 0                                | 9                   |
| More than 1 Source of Health Insurance                          | 1        | 0                                | 1                   |

**Q22a2: Length of Participation - ESG Projects**

|                                | Total     | Leavers   | Stayers   |
|--------------------------------|-----------|-----------|-----------|
| 0 to 7 days                    | 0         | 0         | 0         |
| 8 to 14 days                   | 5         | 0         | 5         |
| 15 to 21 days                  | 0         | 0         | 0         |
| 22 to 30 days                  | 1         | 0         | 1         |
| 31 to 60 days                  | 12        | 1         | 11        |
| 61 to 90 days                  | 1         | 0         | 1         |
| 91 to 180 days                 | 2         | 2         | 0         |
| 181 to 365 days                | 13        | 6         | 7         |
| 366 to 730 days (1-2 Yrs)      | 10        | 4         | 6         |
| 731 to 1,095 days (2-3 Yrs)    | 0         | 0         | 0         |
| 1,096 to 1,460 days (3-4 Yrs)  | 0         | 0         | 0         |
| 1,461 to 1,825 days (4-5 Yrs)  | 0         | 0         | 0         |
| More than 1,825 days (> 5 Yrs) | 0         | 0         | 0         |
| <b>Total</b>                   | <b>44</b> | <b>13</b> | <b>31</b> |

**Q22c: Length of Time between Project Start Date and Housing Move-in Date**

|   | Total        | Without Children | With Children and Adults | With Only Children | Unknown Household Type |
|---|--------------|------------------|--------------------------|--------------------|------------------------|
| 7 days or less                            | 3            | 0                | 3                        | 0                  | 0                      |
| 8 to 14 days                              | 0            | 0                | 0                        | 0                  | 0                      |
| 15 to 21 days                             | 2            | 0                | 2                        | 0                  | 0                      |
| 22 to 30 days                             | 2            | 0                | 2                        | 0                  | 0                      |
| 31 to 60 days                             | 0            | 0                | 0                        | 0                  | 0                      |
| 61 to 90 days                             | 0            | 0                | 0                        | 0                  | 0                      |
| 91 to 180 days                            | 0            | 0                | 0                        | 0                  | 0                      |
| 181 to 365 days                           | 0            | 0                | 0                        | 0                  | 0                      |
| 366 to 730 days (1-2 Yrs)                 | 0            | 0                | 0                        | 0                  | 0                      |
| <b>Total (persons moved into housing)</b> | <b>7</b>     | <b>0</b>         | <b>7</b>                 | <b>0</b>           | <b>0</b>               |
| <b>Average length of time to housing</b>  | <b>11.00</b> |                  | <b>11.00</b>             |                    |                        |
| Persons who were exited without move-in   | 1            | 1                | 0                        | 0                  | 0                      |
| <b>Total persons</b>                      | <b>8</b>     | <b>1</b>         | <b>7</b>                 | <b>0</b>           | <b>0</b>               |

Numbers in green/italic have been recalculated or weighted based on available totals.

## Q22d: Length of Participation by Household Type

|                           | Total | Without Children | With Children and Adults | With Only Children | Unknown Household Type |
|---------------------------|-------|------------------|--------------------------|--------------------|------------------------|
| 7 days or less            | 0     | 0                | 0                        | 0                  | 0                      |
| 8 to 14 days              | 5     | 0                | 5                        | 0                  | 0                      |
| 15 to 21 days             | 0     | 0                | 0                        | 0                  | 0                      |
| 22 to 30 days             | 1     | 1                | 0                        | 0                  | 0                      |
| 31 to 60 days             | 12    | 6                | 6                        | 0                  | 0                      |
| 61 to 90 days             | 1     | 1                | 0                        | 0                  | 0                      |
| 91 to 180 days            | 2     | 2                | 0                        | 0                  | 0                      |
| 181 to 365 days           | 13    | 6                | 7                        | 0                  | 0                      |
| 366 to 730 days (1-2 Yrs) | 10    | 3                | 7                        | 0                  | 0                      |
| 731 days or more          | 0     | 0                | 0                        | 0                  | 0                      |
| Total                     | 44    | 19               | 25                       | 0                  | 0                      |

## Q22e: Length of Time Prior to Housing - based on 3.917 Date Homelessness Started

|                            | Total | Without Children | With Children and Adults | With Only Children | Unknown Household Type |
|----------------------------|-------|------------------|--------------------------|--------------------|------------------------|
| 7 days or less             | 0     | 0                | 0                        | 0                  | 0                      |
| 8 to 14 days               | 0     | 0                | 0                        | 0                  | 0                      |
| 15 to 21 days              | 0     | 0                | 0                        | 0                  | 0                      |
| 22 to 30 days              | 0     | 0                | 0                        | 0                  | 0                      |
| 31 to 60 days              | 7     | 2                | 5                        | 0                  | 0                      |
| 61 to 90 days              | 5     | 1                | 4                        | 0                  | 0                      |
| 91 to 180 days             | 11    | 7                | 4                        | 0                  | 0                      |
| 181 to 365 days            | 1     | 1                | 0                        | 0                  | 0                      |
| 366 to 730 days (1-2 Yrs)  | 0     | 0                | 0                        | 0                  | 0                      |
| 731 days or more           | 0     | 0                | 0                        | 0                  | 0                      |
| Total                      | 24    | 11               | 13                       | 0                  | 0                      |
| Not yet moved into housing | 10    | 6                | 4                        | 0                  | 0                      |
| Data not collected         | 10    | 2                | 8                        | 0                  | 0                      |
| Total persons              | 44    | 19               | 25                       | 0                  | 0                      |

**Q22f: Length of Time between Project Start Date and Housing Move-In Date by Race and Ethnicity**

|                                | American Indian, Alaska Native, or Indigenous | Asian or Asian American | Black, African American, or African | Hispanic/Latino/a/o | Middle Eastern or North African | Native Hawaiian or Pacific Islander | White | At Least 1 Race and Hispanic/Latino/a/o | Multi-racial (does include Hispanic/Latino/a/o) |
|--------------------------------|---|-------------------------|-------------------------------------|---------------------|---------------------------------|-------------------------------------|-------|---|---|
| Persons Moved Into Housing     | 0   | 0                       | 3                                   | 4                   | 0                               | 0                                   | 5     | 13                                      | 0   |
| Persons Exited Without Move-In | 0   | 0                       | 0                                   | 3                   | 0                               | 0                                   | 0     | 3                                       | 0   |
| Average time to Move-In        |   |                         | 27.00                               | 13.00               |                                 |                                     | 41.00 | 13.00                                   |   |
| Median time to Move-In         |   |                         | 23.00                               | 17.00               |                                 |                                     | 61.00 | 19.30                                   |   |

New as of 10/1/2023.

**Q22g: Length of Time Prior to Housing by Race and Ethnicity - based on 3.917 Date Homelessness Started**

|                                    | American Indian, Alaska Native, or Indigenous | Asian or Asian American | Black, African American, or African | Hispanic/Latino/a/o | Middle Eastern or North African | Native Hawaiian or Pacific Islander | White  | At Least 1 Race and Hispanic/Latino/a/o | Multi-racial (does include Hispanic/Latino/a/o) |
|------------------------------------|---|-------------------------|-------------------------------------|---------------------|---------------------------------|-------------------------------------|--------|---|---|
| Persons Moved Into Housing         | 0   | 0                       | 3                                   | 4                   | 0                               | 0                                   | 5      | 13                                      | 0   |
| Persons Not Yet Moved Into Housing | 0   | 0                       | 1                                   | 0                   | 0                               | 0                                   | 0      | 0                                       | 0   |
| Average time to Move-In            |   |                         | 110.00                              | 42.00               |                                 |                                     | 136.00 | 52.00                                   |   |
| Median time to Move-In             |   |                         | 38.00                               | 37.00               |                                 |                                     | -7.00  | 65.30                                   | -1.00   |

New as of 10/1/2023.

## Q23c: Exit Destination

|   | Total    | Without Children | With Children and Adults | With Only Children |
|---|----------|------------------|--------------------------|--------------------|
| <b>Homeless Situations</b>  |          |                  |                          |                    |
| Place not meant for habitation (e.g., a vehicle, an abandoned building, bus/train/subway station/airport or anywhere outside) | 0        | 0                | 0                        | 0                  |
| Emergency shelter, including hotel or motel paid for with emergency shelter voucher, host home shelter                        | 0        | 0                | 0                        | 0                  |
| Safe Haven  | 0        | 0                | 0                        | 0                  |
| <b>Subtotal - Homeless Situations</b>   | <b>0</b> | <b>0</b>         | <b>0</b>                 | <b>0</b>           |
| <b>Institutional Situations</b>   |          |                  |                          |                    |
| Foster care home or foster care group home  | 0        | 0                | 0                        | 0                  |
| Hospital or other residential non-psychiatric medical facility  | 0        | 0                | 0                        | 0                  |
| Jail, prison, or juvenile detention facility  | 0        | 0                | 0                        | 0                  |
| Long-term care facility or nursing home   | 0        | 0                | 0                        | 0                  |
| Psychiatric hospital or other psychiatric facility  | 0        | 0                | 0                        | 0                  |
| Substance abuse treatment facility or detox center  | 0        | 0                | 0                        | 0                  |
| <b>Subtotal - Institutional Situations</b>  | <b>0</b> | <b>0</b>         | <b>0</b>                 | <b>0</b>           |
| <b>Temporary Situations</b>   |          |                  |                          |                    |
| Transitional housing for homeless persons (including homeless youth)  | 0        | 0                | 0                        | 0                  |
| Boarding project or halfway house with no homeless criteria   | 0        | 0                | 0                        | 0                  |
| Hotel or motel paid for without emergency shelter voucher   | 0        | 0                | 0                        | 0                  |
| Host Home (non-crisis)  | 0        | 0                | 0                        | 0                  |
| Staying or living with family, temporary tenure (e.g., room, apartment, or house)   | 1        | 1                | 0                        | 0                  |
| Staying or living with friends, temporary tenure (e.g., room, apartment, or house)  | 1        | 1                | 0                        | 0                  |
| Moved from one HOPWA-funded project to HOPWA TH   | 0        | 0                | 0                        | 0                  |
| <b>Subtotal - Temporary Situations</b>  | <b>2</b> | <b>2</b>         | <b>0</b>                 | <b>0</b>           |
| <b>Permanent Situations</b>   |          |                  |                          |                    |
| Staying or living with family, permanent tenure   | 0        | 0                | 0                        | 0                  |
| Staying or living with friends, permanent tenure  | 1        | 1                | 0                        | 0                  |
| Moved from one HOPWA-funded project to HOPWA PH   | 0        | 0                | 0                        | 0                  |
| Rented by client, no ongoing housing subsidy  | 5        | 5                | 0                        | 0                  |
| Rented by client, with ongoing housing subsidy  | 3        | 1                | 2                        | 0                  |
| Owned by client, with ongoing housing subsidy   | 3        | 3                | 0                        | 0                  |
| Owned by client, no ongoing housing subsidy   | 3        | 3                | 0                        | 0                  |
| <b>Subtotal - Permanent Situations</b>  | <b>9</b> | <b>7</b>         | <b>2</b>                 | <b>0</b>           |
| <b>Other Situations</b>   |          |                  |                          |                    |
| No Exit Interview Completed   | 3        | 3                | 0                        | 0                  |
| Other   | 3        | 3                | 0                        | 0                  |
| Deceased  | 3        | 3                | 0                        | 0                  |
| Client Doesn't Know/Prefer Not to Answer  | 3        | 3                | 0                        | 0                  |
| Data Not Collected  | 2        | 2                | 0                        | 0                  |
| <b>Subtotal - Other Situations</b>  | <b>7</b> | <b>7</b>         | <b>0</b>                 | <b>0</b>           |

[https://www.segehrm.is.info/secure/reports/efmrpages/gslhome.aspx?navID=000&clerk\\_ID=788018367421852478617&subexecute=true&Medium...](https://www.segehrm.is.info/secure/reports/efmrpages/gslhome.aspx?navID=000&clerk_ID=788018367421852478617&subexecute=true&Medium...) 18/21

|   | Total  | Without Children | With Children and Adults | With Only Children |
|---|--------|------------------|--------------------------|--------------------|
| <b>Total</b>  | 13     | 11               | 2                        | 0                  |
| Info: persons exiting to positive housing destinations              | 9      | 7                | 2                        | 0                  |
| Total persons whose destinations excluded them from the calculation | 0      | 0                | 0                        | 0                  |
| Percentage  | 69.23% | 63.64%           | 100.00%                  | 0                  |

Updated 10/1/2023: Rows reordered and grouped differently. Destinations with subsidies are now detailed in Q23d. Housing data has been updated to n/a and relocated to Q23c as appropriate.  
Numbers in green below have been recalculated or weighted based on available totals.

#### Q23d: Exit Destination – Subsidy Type of Persons Exiting to Rental by Client With An Ongoing Subsidy

|   | Total | Without Children | With Children and Adults | With Only Children | Unkn Type |
|---|-------|------------------|--------------------------|--------------------|-----------|
| GPI/TIP housing subsidy   | 0     | 0                | 0                        | 0                  | 0         |
| VASH housing subsidy  | 0     | 0                | 0                        | 0                  | 0         |
| RRH or equivalent subsidy                                       | 0     | 0                | 0                        | 0                  | 0         |
| HCV voucher (tenant or project based) (not dedicated)           | 0     | 0                | 1                        | 0                  | 0         |
| Public housing unit   | 0     | 0                | 0                        | 0                  | 0         |
| Rental by client, with other ongoing housing subsidy            | 1     | 0                | 0                        | 0                  | 0         |
| Housing Stability Voucher                                       | 0     | 0                | 0                        | 0                  | 0         |
| Family Unification Program Voucher (FUP)                        | 0     | 0                | 0                        | 0                  | 0         |
| Foster Youth to Independence Initiative (FYI)                   | 0     | 0                | 0                        | 0                  | 0         |
| Permanent Supportive Housing                                    | 0     | 0                | 0                        | 0                  | 0         |
| Other permanent housing dedicated for formerly homeless persons | 0     | 0                | 0                        | 0                  | 0         |
| <b>TOTAL</b>  | 1     | 0                | 1                        | 0                  | 0         |

New as of 10/1/2023: Existing data from Q23c prior to 10/1/2023 has been relocated to Q23d as appropriate.

**Q23e: Exit Destination Type by Race and Ethnicity**

|                              | Total | American Indian, Alaska Native, or Indigenous | Asian or Asian American | Black, African American, or African | Hispanic/Latina/o | Middle Eastern or North African | Native Hawaiian or Pacific Islander | White | At Least 1 Race and Hispanic/Latina/o | Multi-racial not include Hispanic/L |
|------------------------------|-------|---|-------------------------|-------------------------------------|-------------------|---------------------------------|-------------------------------------|-------|---------------------------------------|-------------------------------------|
| Homeless Situations          | 0     | 0   | 0                       | 0                                   | 0                 | 0                               | 0                                   | 0     | 0                                     | 0                                   |
| Institutional Situations     | 0     | 0   | 0                       | 0                                   | 0                 | 0                               | 0                                   | 0     | 0                                     | 0                                   |
| Temporary Housing Situations | 2     | 0   | 1                       | 0                                   | 1                 | 0                               | 1                                   | 1     | 0                                     | 0                                   |
| Permanent Housing Situations | 9     | 0   | 3                       | 2                                   | 4                 | 0                               | 0                                   | 3     | 4                                     | 0                                   |
| Other                        | 2     | 0   | 0                       | 0                                   | 0                 | 0                               | 0                                   | 0     | 2                                     | 0                                   |
| Total                        | 13    | 0   | 4                       | 2                                   | 5                 | 0                               | 1                                   | 4     | 6                                     | 0                                   |

New as of 10/1/2023.

**Q24a: Homelessness Prevention Housing Assessment at Exit**

|   | Total | Without Children | With Children and Adults | With Only Children | U |
|---|-------|------------------|--------------------------|--------------------|---|
| Able to maintain the housing they had at project start—Without a subsidy                                    | 0     | 0                | 0                        | 0                  | 0 |
| Able to maintain the housing they had at project start—With the subsidy they had at project start           | 0     | 0                | 0                        | 0                  | 0 |
| Able to maintain the housing they had at project start—With an ongoing subsidy acquired since project start | 0     | 0                | 0                        | 0                  | 0 |
| Able to maintain the housing they had at project start—Only with financial assistance other than a subsidy  | 0     | 0                | 0                        | 0                  | 0 |
| Moved to new housing unit—With an ongoing subsidy   | 0     | 0                | 0                        | 0                  | 0 |
| Moved to new housing unit—Without an ongoing subsidy  | 0     | 0                | 0                        | 0                  | 0 |
| Moved in with family/friends on a temporary basis   | 0     | 0                | 0                        | 0                  | 0 |
| Moved in with family/friends on a permanent basis   | 0     | 0                | 0                        | 0                  | 0 |
| Moved to a transitional or temporary housing facility or program  | 0     | 0                | 0                        | 0                  | 0 |
| Client became homeless -- moving to a shelter or other place unfit for human habitation                     | 0     | 0                | 0                        | 0                  | 0 |
| Jail/prison   | 0     | 0                | 0                        | 0                  | 0 |
| Deceased  | 0     | 0                | 0                        | 0                  | 0 |
| Client Doesn't Know/Prefers Not to Answer   | 0     | 0                | 0                        | 0                  | 0 |
| Data not collected (no exit interview completed)  | 0     | 0                | 0                        | 0                  | 0 |
| Total   | 0     | 0                | 0                        | 0                  | 0 |

**Q24d: Language of Persons Requiring Translation Assistance**

| Language Response (Top 20 Languages Selected) | Total Persons Requiring Translation Assistance | Language Name <sup>1</sup> |
|---|--|----------------------------|
| Different Preferred Language                  | 0  |                            |
| Total   | 0  |                            |

News as of 10/1/2023. The output of the languages has been sorted from most to least requested.

<sup>1</sup>Language name lookup is provided by Sage. The CSV upload contains only the first two columns.

**Q25a: Number of Veterans**

|  | Total | Without Children | With Children and Adults | Unknown Household Type |
|--|-------|------------------|--------------------------|------------------------|
| Chronically Homeless Veteran             | 0     | 0                | 0                        | 0                      |
| Non-Chronically Homeless Veteran         | 0     | 0                | 0                        | 0                      |
| Not a Veteran                            | 31    | 19               | 12                       | 0                      |
| Client Doesn't Know/Prefer Not to Answer | 0     | 0                | 0                        | 0                      |
| Data Not Collected                       | 0     | 0                | 0                        | 0                      |
| Total                                    | 31    | 19               | 12                       | 0                      |

**Q26b: Number of Chronically Homeless Persons by Household**

|  | Total | Without Children | With Children and Adults | With Only Children | Unknown Household Type |
|--|-------|------------------|--------------------------|--------------------|------------------------|
| Chronically Homeless                     | 2     | 2                | 0                        | 0                  | 0                      |
| Not Chronically Homeless                 | 42    | 17               | 25                       | 0                  | 0                      |
| Client Doesn't Know/Prefer Not to Answer | 0     | 0                | 0                        | 0                  | 0                      |
| Data Not Collected                       | 0     | 0                | 0                        | 0                  | 0                      |
| Total                                    | 44    | 19               | 25                       | 0                  | 0                      |





## HUD ESG CAPER - CSV upload only

Report: CAPER Period: Your user level here: Data Entry

## Q04a: Project Identifiers in HMIS

| Organization Name          | Organization ID | Project Name  | Project ID | HMIS Project Type | Method for Tracking ES | Affiliated with a residential project | Project IDs of affiliations | CoC Number | Geocode | Victim Service Provider | HMIS Soft Nan |
|----------------------------|-----------------|---|------------|-------------------|------------------------|---------------------------------------|-----------------------------|------------|---------|-------------------------|---------------|
| Salvation Army (Waterbury) | 4818            | Salvation Army Waterbury Family Shelter (FS)(FAM) (H-C) (DOH) | 306        | 1                 |                        |                                       |                             | CT-605     | 061194  | 0                       | Case          |

CSV uploads containing multiple project rows in Q4 will display as separate rows here using the same value in Project Info Row ID.

## Q05a: Report Validations Table

| Category  | Count of Clients for DQ | Count of Clients |
|---|-------------------------|------------------|
| Total Number of Persons Served  | 115                     | 115              |
| Number of Adults (Age 18 or Over)                                     | 48                      | 48               |
| Number of Children (Under Age 18)                                     | 67                      | 67               |
| Number of Persons with Unknown Age                                    | 0                       | 0                |
| Number of Leavers   | 68                      | 68               |
| Number of Adult Leavers   | 38                      | 38               |
| Number of Adult and Head of Household Leavers                         | 38                      | 38               |
| Number of Stayers   | 27                      | 27               |
| Number of Adult Stayers   | 10                      | 10               |
| Number of Veterans  | 0                       | 0                |
| Number of Chronically Homeless Persons                                | 2                       | 2                |
| Number of Youth Under Age 25  | 4                       | 4                |
| Number of Parenting Youth Under Age 25 with Children                  | 4                       | 4                |
| Number of Adult Heads of Household                                    | 39                      | 39               |
| Number of Child and Unknown-Age Heads of Household                    | 0                       | 0                |
| Heads of Households and Adult Stayers in the Project 30+ Days or More | 0                       | 0                |

Effective 1/1/2023, this question includes separate columns for totals relevant to the DQ questions and totals relevant to the entire AFR. Data uploaded prior to this date has been bulk updated to use the same totals for both columns in order to support calculations in the Aggregator.

[https://www.sagehmis.info/secure/reports/interpage/galactic.aspx?devID=500&client\\_ID=79886&157.4218-12470813&autoexecute=true&Medium=...](https://www.sagehmis.info/secure/reports/interpage/galactic.aspx?devID=500&client_ID=79886&157.4218-12470813&autoexecute=true&Medium=...) 1/21

**Q06a: Data Quality: Personally Identifying Information**

|                        | Client Doesn't Know/Prefer Not to Answer | Information Missing | Data Issues | Total | % of Issue Rate |
|------------------------|--|---------------------|-------------|-------|-----------------|
| Name                   | 0  | 0                   | 0           | 0     | 0%              |
| Social Security Number | 1  | 10                  | 0           | 11    | 9.57%           |
| Date of Birth          | 0  | 0                   | 0           | 0     | 0%              |
| Race/Ethnicity         | 0  | 4                   | 0           | 4     | 3.48%           |
| Gender                 | 0  | 0                   | 0           | 0     | 0%              |
| Overall Score          | 0  | 3                   | 0           | 15    | 13.04%          |

Numbers as of 10/1/2023.

Numbers in green italics have been recalculated or weighted based on available totals.

**Q06b: Data Quality: Universal Data Elements**

| Data Element                      | Client Doesn't Know/Prefer Not to Answer | Information Missing | Data Issues | Total | % of Issue Rate |
|-----------------------------------|--|---------------------|-------------|-------|-----------------|
| Veteran Status                    | 0  | 0                   | 0           | 0     | 0%              |
| Project Start Date                | 0  | 0                   | 0           | 0     | 0%              |
| Relationship to Head of Household | 0  | 0                   | 0           | 0     | 0%              |
| Enrollment: CoC                   | 0  | 0                   | 0           | 0     | 0%              |
| Disabling Condition               | 0  | 8                   | 0           | 8     | 6.95%           |

Numbers in green italics have been recalculated or weighted based on available totals.

**Q06c: Data Quality: Income and Housing Data Quality**

| Data Element                            | Client Doesn't Know/Prefer Not to Answer | Information Missing | Data Issues | Total | % of Error Rate |
|---|--|---------------------|-------------|-------|-----------------|
| Location                                | 0  | 0                   | 0           | 0     | 0%              |
| Income and Sources at Start             | 0  | 9                   | 1           | 10    | 20.83%          |
| Income and Sources at Annual Assessment | 0  | 0                   | 0           | 0     | 0%              |
| Income and Sources at Exit              | 0  | 7                   | 0           | 7     | 16.42%          |

Numbers in green italics have been recalculated or weighted based on available totals.

**Q06d: Data Quality: Chronic Homelessness**

| Entering into project type          | Count of Total Records | Missing Time In Institution | Missing Time In Housing | Approximate Date Started DK/R/missing | Number of Times DK/R/missing | Number of Months DK/R/missing |
|-------------------------------------|------------------------|-----------------------------|-------------------------|---------------------------------------|------------------------------|-------------------------------|
| ES-CE, ES-NatI, SH, Street Outreach | 48                     | 0                           | 0                       | 0                                     | 0                            | 0                             |
| TH                                  | 0                      | 0                           | 0                       | 0                                     | 0                            | 0                             |
| PH (All)                            | 0                      | 0                           | 0                       | 0                                     | 0                            | 0                             |
| CE                                  | 0                      | 0                           | 0                       | 0                                     | 0                            | 0                             |
| SSO, Day Shelter, HP                | 0                      | 0                           | 0                       | 0                                     | 0                            | 0                             |
| Total                               | 48                     | 0                           | 0                       | 0                                     | 0                            | 0                             |

Numbers in green italics have been recalculated or weighted based on available totals.

**Q06e: Data Quality: Timeliness**

| Time for Record Entry | Number of Project Start Records | Number of Project Exit Records |
|-----------------------|---------------------------------|--------------------------------|
| < 5 days              | 0                               | 0                              |
| 5 days                | 11                              | 7                              |
| 1-3 Days              | 40                              | 66                             |
| 4-6 Days              | 18                              | 15                             |
| 7-10 Days             | 13                              | 5                              |
| 11+ Days              | 4                               | 0                              |

**Q06f: Data Quality: Inactive Records: Street Outreach & Emergency Shelter**

| Data Element  | # of Records | # of Inactive Records | % of Inactive Records |
|---|--------------|-----------------------|-----------------------|
| Contract (Adults and Heads of Household in Street Outreach or ES - NbN) | 3            | 0                     | 0%                    |
| Bed Night (All Clients in ES - NbN)                                     | 5            | 0                     | 0%                    |

Numbers in green italics have been recalculated or weighted based on available totals.

**Q07a: Number of Persons Served**

|  | Total | Without Children | With Children and Adults | With Only Children | Unknown Type |
|--|-------|------------------|--------------------------|--------------------|--------------|
| Adults   | 40    | 2                | 40                       | 0                  | 0            |
| Children   | 67    | 0                | 67                       | 0                  | 0            |
| Client Doesn't Know/Prefer's Not to Answer                       | 0     | 0                | 0                        | 0                  | 0            |
| Data Not Collected   | 0     | 0                | 0                        | 0                  | 0            |
| Total  | 107   | 2                | 107                      | 0                  | 0            |
| For FSH & BRII - the total persons served who moved into housing | 0     | 0                | 0                        | 0                  | 0            |

**Q07b: Point-In-Time Count of Persons on the Last Wednesday**

|         | Total | Without Children | With Children and Adults | With Only Children | Unknown Household Type |
|---------|-------|------------------|--------------------------|--------------------|------------------------|
| January | 31    | 0                | 31                       | 0                  | 0                      |
| April   | 28    | 0                | 28                       | 0                  | 0                      |
| July    | 26    | 0                | 26                       | 0                  | 0                      |
| October | 30    | 0                | 30                       | 0                  | 0                      |

**Q08a: Households Served**

|   | Total | Without Children | With Children and Adults | With Only Children | Unknown Type |
|---|-------|------------------|--------------------------|--------------------|--------------|
| Total Households  | 39    | 1                | 38                       | 0                  | 0            |
| For FSH & BRII - the total households served who moved into housing | 0     | 0                | 0                        | 0                  | 0            |

**Q08b: Point-in-Time Count of Households on the Last Wednesday**

|         | Total | Without Children | With Children and Adults | With Only Children | Unknown Household Type |
|---------|-------|------------------|--------------------------|--------------------|------------------------|
| January | 10    | 0                | 10                       | 0                  | 0                      |
| April   | 10    | 0                | 10                       | 0                  | 0                      |
| July    | 9     | 0                | 9                        | 0                  | 0                      |
| October | 9     | 0                | 9                        | 0                  | 0                      |

**Q09a: Number of Persons Contacted**

| Number of Persons Contacted | All Persons Contacted | First contact - NOT staying on the Streets, ES-EE, ES-NbN, or SH | First contact - WAS staying on Streets, ES-EE, ES-NbN, or SH | First contact to determine |
|-----------------------------|-----------------------|--|--|----------------------------|
| Once                        | 0                     | 0  | 0  | 0                          |
| 2-5 Times                   | 0                     | 0  | 0  | 0                          |
| 6-9 Times                   | 0                     | 0  | 0  | 0                          |
| 10+ Times                   | 0                     | 0  | 0  | 0                          |
| Total Persons Contacted     | 0                     | 0  | 0  | 0                          |

**Q09b: Number of Persons Newly Engaged**

| Number of Persons Engaged | All Persons Contacted | First contact - NOT staying on the Streets, ES-EE, ES-NbN, or SH | First contact - WAS staying on Streets, ES-EE, ES-NbN, or SH | First contact to determine |
|---------------------------|-----------------------|--|--|----------------------------|
| Once                      | 0                     | 0  | 0  | 0                          |
| 2-5 Contacts              | 0                     | 0  | 0  | 0                          |
| 6-9 Contacts              | 0                     | 0  | 0  | 0                          |
| 10+ Contacts              | 0                     | 0  | 0  | 0                          |
| Total Persons Engaged     | 0                     | 0  | 0  | 0                          |
| Rate of Engagement        | 0                     | 0  | 0  | 0                          |

Numbers in green italics have been recalculated or weighted based on available totals

## Q10a: Gender

|   | Total | Without Children | With Children and Adults | With Only Children | Unknown Household Ty |
|---|-------|------------------|--------------------------|--------------------|----------------------|
| Woman   | 71    | 3                | 71                       | 0                  | 0                    |
| Man   | 44    | 2                | 42                       | 0                  | 0                    |
| Culturally Specific Identity                    | 0     | 0                | 0                        | 0                  | 0                    |
| Transgender                                     | 0     | 0                | 0                        | 0                  | 0                    |
| Non Binary                                      | 0     | 0                | 0                        | 0                  | 0                    |
| Questioning                                     | 0     | 0                | 0                        | 0                  | 0                    |
| Different Identity                              | 0     | 0                | 0                        | 0                  | 0                    |
| Woman/Man                                       | 0     | 0                | 0                        | 0                  | 0                    |
| Woman/Culturally Specific Identity              | 0     | 0                | 0                        | 0                  | 0                    |
| Woman/Transgender                               | 0     | 0                | 0                        | 0                  | 0                    |
| Woman/Non-Binary                                | 0     | 0                | 0                        | 0                  | 0                    |
| Woman/Questioning                               | 0     | 0                | 0                        | 0                  | 0                    |
| Woman/Different Identity                        | 0     | 0                | 0                        | 0                  | 0                    |
| Man/Culturally Specific Identity                | 0     | 0                | 0                        | 0                  | 0                    |
| Man/Transgender                                 | 0     | 0                | 0                        | 0                  | 0                    |
| Man/Non-Binary                                  | 0     | 0                | 0                        | 0                  | 0                    |
| Man/Questioning                                 | 0     | 0                | 0                        | 0                  | 0                    |
| Man/Different Identity                          | 0     | 0                | 0                        | 0                  | 0                    |
| Culturally Specific Identity/Transgender        | 0     | 0                | 0                        | 0                  | 0                    |
| Culturally Specific Identity/Non-Binary         | 0     | 0                | 0                        | 0                  | 0                    |
| Culturally Specific Identity/Questioning        | 0     | 0                | 0                        | 0                  | 0                    |
| Culturally Specific Identity/Different Identity | 0     | 0                | 0                        | 0                  | 0                    |
| Transgender/Non-Binary                          | 0     | 0                | 0                        | 0                  | 0                    |
| Transgender/Questioning                         | 0     | 0                | 0                        | 0                  | 0                    |
| Transgender/Different Identity                  | 0     | 0                | 0                        | 0                  | 0                    |
| Non-Binary/Questioning                          | 0     | 0                | 0                        | 0                  | 0                    |
| Non-Binary/Different Identity                   | 0     | 0                | 0                        | 0                  | 0                    |
| Questioning/Different Identity                  | 0     | 0                | 0                        | 0                  | 0                    |
| More Than 2 Gender Identities Selected          | 0     | 0                | 0                        | 0                  | 0                    |
| Client Doesn't Know/Prefer Not to Answer        | 0     | 0                | 0                        | 0                  | 0                    |
| Data Not Collected                              | 0     | 0                | 0                        | 0                  | 0                    |
| Total   | 115   | 2                | 113                      | 0                  | 0                    |

New as of 10/1/2023.

## Q10d: Gender by Age Ranges

|   | Total | Under Age 18 | Age 18-24 | Age 25-64 | Age 65+ | Client Doesn't Know/Prefer Not to Answer |
|---|-------|--------------|-----------|-----------|---------|--|
| Women   | 71    | 33           | 5         | 32        | -       | 0  |
| Men   | 44    | 34           | 2         | 8         | 0       | 0  |
| Culturally Specific Identity                    | 0     | 0            | 0         | 0         | 0       | 0  |
| Transgender                                     | 0     | 0            | 0         | 0         | 0       | 0  |
| Non-Binary                                      | 0     | 0            | 0         | 0         | 0       | 0  |
| Questioning                                     | 0     | 0            | 0         | 0         | 0       | 0  |
| Different Identity                              | 0     | 0            | 0         | 0         | 0       | 0  |
| Woman/Men                                       | 0     | 0            | 0         | 0         | 0       | 0  |
| Woman/Culturally Specific Identity              | 0     | 0            | 0         | 0         | 0       | 0  |
| Woman/Transgender                               | 0     | 0            | 0         | 0         | 0       | 0  |
| Woman/Non-Binary                                | 0     | 0            | 0         | 0         | 0       | 0  |
| Woman/Questioning                               | 0     | 0            | 0         | 0         | 0       | 0  |
| Woman/Different Identity                        | 0     | 0            | 0         | 0         | 0       | 0  |
| Men/Culturally Specific Identity                | 0     | 0            | 0         | 0         | 0       | 0  |
| Men/Transgender                                 | 0     | 0            | 0         | 0         | 0       | 0  |
| Men/Non-Binary                                  | 0     | 0            | 0         | 0         | 0       | 0  |
| Men/Questioning                                 | 0     | 0            | 0         | 0         | 0       | 0  |
| Men/Different Identity                          | 0     | 0            | 0         | 0         | 0       | 0  |
| Culturally Specific Identity/Transgender        | 0     | 0            | 0         | 0         | 0       | 0  |
| Culturally Specific Identity/Non-Binary         | 0     | 0            | 0         | 0         | 0       | 0  |
| Culturally Specific Identity/Questioning        | 0     | 0            | 0         | 0         | 0       | 0  |
| Culturally Specific Identity/Different Identity | 0     | 0            | 0         | 0         | 0       | 0  |
| Transgender/Non-Binary                          | 0     | 0            | 0         | 0         | 0       | 0  |
| Transgender/Questioning                         | 0     | 0            | 0         | 0         | 0       | 0  |
| Transgender/Different Identity                  | 0     | 0            | 0         | 0         | 0       | 0  |
| Non-Binary/Questioning                          | 0     | 0            | 0         | 0         | 0       | 0  |
| Non-Binary/Different Identity                   | 0     | 0            | 0         | 0         | 0       | 0  |
| Questioning/Different Identity                  | 0     | 0            | 0         | 0         | 0       | 0  |
| More Than 2 Gender Identities Selected          | 0     | 0            | 0         | 0         | 0       | 0  |
| Client Doesn't Know/Prefer Not to Answer        | 0     | 0            | 0         | 0         | 0       | 0  |
| Data Not Collected                              | 0     | 0            | 0         | 0         | 0       | 0  |
| Total   | 115   | 67           | 7         | 40        | 1       | 0  |

New as of 10/1/2023

## Q11: Age

|   | Total | Without Children | With Children and Adults | With Only Children | Unknown Household Type |
|---|-------|------------------|--------------------------|--------------------|------------------------|
| Under 5                                   | 25    | 0                | 25                       | 0                  | 0                      |
| 5-12                                      | 33    | 0                | 33                       | 0                  | 0                      |
| 13-17                                     | 9     | 0                | 9                        | 0                  | 0                      |
| 18-24                                     | 7     | 1                | 6                        | 0                  | 0                      |
| 25-34                                     | 23    | 0                | 23                       | 0                  | 0                      |
| 35-44                                     | 12    | 0                | 12                       | 0                  | 0                      |
| 45-54                                     | 5     | 1                | 4                        | 0                  | 0                      |
| 55-64                                     | 0     | 0                | 0                        | 0                  | 0                      |
| 65+                                       | 1     | 0                | 1                        | 0                  | 0                      |
| Client Doesn't Know/Prefers Not to Answer | 0     | 0                | 0                        | 0                  | 0                      |
| Date Not Collected                        | 0     | 0                | 0                        | 0                  | 0                      |
| Total                                     | 115   | 2                | 113                      | 0                  | 0                      |

New as of 10/1/2023.

## Q12: Race and Ethnicity

|   | Total | Without Children | With Children and Adults | With Only Children | Link Type |
|---|-------|------------------|--------------------------|--------------------|-----------|
| American Indian, Alaska Native, or Indigenous                                       | 3     | 0                | 0                        | 0                  | 0         |
| Asian or Asian American   | 2     | 0                | 2                        | 0                  | 0         |
| Black, African American, or African   | 36    | 0                | 36                       | 0                  | 0         |
| Hispanic/Latino/a/o   | 24    | 1                | 23                       | 0                  | 0         |
| Middle Eastern or North African   | 0     | 0                | 0                        | 0                  | 0         |
| Native Hawaiian or Pacific Islander   | 0     | 0                | 0                        | 0                  | 0         |
| White   | 20    | 1                | 19                       | 0                  | 0         |
| Asian or Asian American & American Indian, Alaska Native, or Indigenous             | 0     | 0                | 0                        | 0                  | 0         |
| Black, African American, or African & American Indian, Alaska Native, or Indigenous | 2     | 0                | 2                        | 0                  | 0         |
| Hispanic/Latino/a/o & American Indian, Alaska Native, or Indigenous                 | 1     | 0                | 1                        | 0                  | 0         |
| Middle Eastern or North African & American Indian, Alaska Native, or Indigenous     | 0     | 0                | 0                        | 0                  | 0         |
| Native Hawaiian or Pacific Islander & American Indian, Alaska Native, or Indigenous | 0     | 0                | 0                        | 0                  | 0         |
| White & American Indian, Alaska Native, or Indigenous                               | 0     | 0                | 0                        | 0                  | 0         |
| Black, African American, or African & Asian or Asian American                       | 2     | 0                | 2                        | 0                  | 0         |
| Hispanic/Latino/a/o & Asian or Asian American                                       | 3     | 0                | 3                        | 0                  | 0         |
| Middle Eastern or North African & Asian or Asian American                           | 0     | 0                | 0                        | 0                  | 0         |
| Native Hawaiian or Pacific Islander & Asian or Asian American                       | 0     | 0                | 0                        | 0                  | 0         |
| White & Asian or Asian American   | 0     | 0                | 0                        | 0                  | 0         |
| Hispanic/Latino/a/o & Black, African American, or African                           | 2     | 0                | 2                        | 0                  | 0         |
| Middle Eastern or North African & Black, African American, or African               | 0     | 0                | 0                        | 0                  | 0         |
| Native Hawaiian or Pacific Islander & Black, African American, or African           | 0     | 0                | 0                        | 0                  | 0         |
| White & Black, African American, or African   | 1     | 0                | 1                        | 0                  | 0         |
| Middle Eastern or North African & Hispanic/Latino/a/o                               | 0     | 0                | 0                        | 0                  | 0         |
| Native Hawaiian or Pacific Islander & Hispanic/Latino/a/o                           | 0     | 0                | 0                        | 0                  | 0         |
| White & Hispanic/Latino/a/o   | 21    | 0                | 21                       | 0                  | 0         |
| Native Hawaiian or Pacific Islander & Middle Eastern or North African               | 0     | 0                | 0                        | 0                  | 0         |
| White & Middle Eastern or North African   | 0     | 0                | 0                        | 0                  | 0         |
| White & Native Hawaiian or Pacific Islander   | 0     | 0                | 0                        | 0                  | 0         |
| Multiracial - more than 2 races/ethnicity, with one being Hispanic/Latino/a/o       | 0     | 0                | 0                        | 0                  | 0         |
| Multiracial - more than 2 races, where no option is Hispanic/Latino/a/o             | 0     | 0                | 0                        | 0                  | 0         |
| Client Doesn't Know/Prefer Not to Answer  | 0     | 0                | 0                        | 0                  | 0         |
| Data Not Collected  | 4     | 0                | 4                        | 0                  | 0         |
| Total   | 115   | 2                | 113                      | 0                  | 0         |

New as of 10/1/2023.

<https://www.sagearms.info/secure/reports/filterpage/saedit/srpx?clientID=300&clientID=78889&1574216=12470613&autoexport=true&Medium=...> 8/21



**Q13a1: Physical and Mental Health Conditions at Start**

|   | Total Persons | Without Children | Adults in HH with Children & Adults | Children in HH with Children & Adults | With Children and Adults G. | With Only Children |
|---|---------------|------------------|-------------------------------------|---------------------------------------|-----------------------------|--------------------|
| Mental Health Disorder                  | 28            | 2                | 20                                  | 6                                     | 8                           | 0                  |
| Alcohol Use Disorder                    | 0             | 0                | 0                                   | 0                                     | 0                           | 0                  |
| Drug Use Disorder                       | 1             | 0                | 1                                   | 0                                     | 0                           | 0                  |
| Both Alcohol Use and Drug Use Disorders | 2             | 2                | 0                                   | 0                                     | 0                           | 0                  |
| Chronic Health Condition                | 10            | 1                | 9                                   | 3                                     | 0                           | 0                  |
| HIV/AIDS                                | 0             | 0                | 0                                   | 0                                     | 0                           | 0                  |
| Developmental Disability                | 1             | 0                | 1                                   | 0                                     | 0                           | 0                  |
| Physical Disability                     | 11            | 1                | 6                                   | 4                                     | 0                           | 0                  |

G. The "With Children and Adults" column is retired as of 10/1/2019 and replaced with the columns "Adults in HH with Children & Adults" and "Children in Adults".

**Q13b1: Physical and Mental Health Conditions at Exit**

|   | Total Persons | Without Children | Adults in HH with Children & Adults | Children in HH with Children & Adults | With Children and Adults G. | With Only Children |
|---|---------------|------------------|-------------------------------------|---------------------------------------|-----------------------------|--------------------|
| Mental Health Disorder                  | 7             | 2                | 4                                   | 0                                     | 0                           | 0                  |
| Alcohol Use Disorder                    | 0             | 0                | 0                                   | 0                                     | 0                           | 0                  |
| Drug Use Disorder                       | 1             | 0                | 1                                   | 0                                     | 0                           | 0                  |
| Both Alcohol Use and Drug Use Disorders | 2             | 2                | 0                                   | 0                                     | 0                           | 0                  |
| Chronic Health Condition                | 8             | 1                | 5                                   | 2                                     | 0                           | 0                  |
| HIV/AIDS                                | 0             | 0                | 0                                   | 0                                     | 0                           | 0                  |
| Developmental Disability                | 4             | 0                | 0                                   | 4                                     | 0                           | 0                  |
| Physical Disability                     | 4             | 1                | 2                                   | 1                                     | 0                           | 0                  |

G. The "With Children and Adults" column is retired as of 10/1/2019 and replaced with the columns "Adults in HH with Children & Adults" and "Children in Adults".

**Q13c1: Physical and Mental Health Conditions for Stayers**

|   | Total Persons | Without Children | Adults in HH with Children & Adults | Children in HH with Children & Adults | With Children and Adults G. | With Only Children |
|---|---------------|------------------|-------------------------------------|---------------------------------------|-----------------------------|--------------------|
| Mental Health Disorder                  | 5             | 0                | 3                                   | 2                                     | 0                           | 0                  |
| Alcohol Use Disorder                    | 0             | 0                | 0                                   | 0                                     | 0                           | 0                  |
| Drug Use Disorder                       | 0             | 0                | 0                                   | 0                                     | 0                           | 0                  |
| Both Alcohol Use and Drug Use Disorders | 0             | 0                | 0                                   | 0                                     | 0                           | 0                  |
| Chronic Health Condition                | 3             | 0                | 1                                   | 2                                     | 0                           | 0                  |
| HIV/AIDS                                | 0             | 0                | 0                                   | 0                                     | 0                           | 0                  |
| Developmental Disability                | 2             | 0                | 0                                   | 2                                     | 0                           | 0                  |
| Physical Disability                     | 3             | 0                | 1                                   | 2                                     | 0                           | 0                  |

G. The "With Children and Adults" column is retired as of 10/1/2019 and replaced with the columns "Adults in HH with Children & Adults" and "Children in Adults".

**Q14a: History of Domestic Violence, Sexual Assault, Dating Violence, Stalking, or Human Trafficking**

|  | Total | Without Children | With Children and Adults | With Only Children | Unknown Household Type |
|--|-------|------------------|--------------------------|--------------------|------------------------|
| Yes                                      | 20    | 0                | 20                       | 0                  | 0                      |
| No                                       | 27    | 2                | 25                       | 0                  | 0                      |
| Client Doesn't Know/Prefer Not to Answer | 0     | 0                | 0                        | 0                  | 0                      |
| Data Not Collected                       | 1     | 0                | 1                        | 0                  | 0                      |
| Total                                    | 48    | 2                | 46                       | 0                  | 0                      |

**Q14b: Most recent experience of domestic violence, sexual assault, dating violence, stalking, or human trafficking**

|  | Total | Without Children | With Children and Adults | With Only Children | Unknown Household Type |
|--|-------|------------------|--------------------------|--------------------|------------------------|
| Within the past three months             | 7     | 0                | 7                        | 0                  | 0                      |
| Three to six months ago                  | 1     | 0                | 1                        | 0                  | 0                      |
| Six months to one year                   | 3     | 0                | 3                        | 0                  | 0                      |
| One year ago, or more                    | 9     | 0                | 9                        | 0                  | 0                      |
| Client Doesn't Know/Prefer Not to Answer | 0     | 0                | 0                        | 0                  | 0                      |
| Data Not Collected                       | 0     | 0                | 0                        | 0                  | 0                      |
| Total                                    | 20    | 0                | 20                       | 0                  | 0                      |

New as of 10/1/2023.

## Q15: Living Situation

|  | Total     | Without Children | With Children and Adults | With Only Children | Un        |
|--|-----------|------------------|--------------------------|--------------------|-----------|
| <b>Homeless Situations</b>   |           |                  |                          |                    |           |
| Place not meant for habitation   | 10        | 0                | 13                       | 0                  | 11        |
| Emergency shelter, including hotel or motel paid for with emergency shelter voucher, Host Home shelter | 31        | 2                | 29                       | 11                 | 3         |
| Safe Haven   | 0         | 0                | 0                        | 0                  | 0         |
| <b>Subtotal - Homeless Situations</b>  | <b>41</b> | <b>2</b>         | <b>39</b>                | <b>11</b>          | <b>14</b> |
| <b>Institutional Situations</b>  |           |                  |                          |                    |           |
| Foster care home or foster care group home   | 0         | 0                | 0                        | 0                  | 0         |
| Hospital or other residential non-psychiatric medical facility   | 0         | 0                | 0                        | 0                  | 11        |
| Jail, prison, or juvenile detention facility   | 0         | 0                | 0                        | 0                  | 11        |
| Long-term care facility or nursing home  | 3         | 0                | 5                        | 0                  | 3         |
| Psychiatric hospital or other psychiatric facility   | 0         | 3                | 0                        | 0                  | 3         |
| Substance abuse treatment facility or detox center   | 0         | 0                | 0                        | 0                  | 0         |
| <b>Subtotal - Institutional Situations</b>   | <b>0</b>  | <b>0</b>         | <b>0</b>                 | <b>0</b>           | <b>0</b>  |
| <b>Temporary Situations</b>  |           |                  |                          |                    |           |
| Transitional housing for homeless persons (including homeless youth)                                   | 0         | 0                | 0                        | 0                  | 0         |
| Residential project or halfway house with no homeless criteria   | 3         | 0                | 0                        | 0                  | 0         |
| Hotel or motel paid for without emergency shelter voucher  | 0         | 0                | 3                        | 0                  | 11        |
| Host Home (non-crisis)   | 0         | 3                | 0                        | 0                  | 3         |
| Staying or living in a friend's room, apartment, or house  | 2         | 0                | 2                        | 0                  | 3         |
| Staying or living in a family member's room, apartment, or house                                       | 2         | 0                | 2                        | 0                  | 0         |
| <b>Subtotal - Temporary Situations</b>   | <b>4</b>  | <b>0</b>         | <b>4</b>                 | <b>0</b>           | <b>0</b>  |
| <b>Permanent Situations</b>  |           |                  |                          |                    |           |
| Rental by client, no ongoing housing subsidy   | 2         | 0                | 2                        | 0                  | 0         |
| Rental by client, with ongoing housing subsidy   | 2         | 0                | 2                        | 0                  | 0         |
| Owned by client, with ongoing housing subsidy  | 0         | 3                | 0                        | 0                  | 0         |
| Owned by client, no ongoing housing subsidy  | 0         | 0                | 0                        | 0                  | 0         |
| <b>Subtotal - Permanent Situations</b>   | <b>4</b>  | <b>0</b>         | <b>4</b>                 | <b>0</b>           | <b>0</b>  |
| Client, Doesn't Know/Prefer Not to Answer  | 0         | 0                | 0                        | 0                  | 0         |
| Data Not Collected   | 1         | 0                | 1                        | 0                  | 3         |
| <b>Subtotal - Other Situations</b>   | <b>1</b>  | <b>0</b>         | <b>1</b>                 | <b>0</b>           | <b>3</b>  |
| <b>TOTAL</b>   | <b>48</b> | <b>2</b>         | <b>46</b>                | <b>11</b>          | <b>17</b> |

Updated 10/1/2023: Rows reordered and grouped differently. New: Rental by client, with ongoing housing subsidy\* now includes data previously reported subsidy types.

\* Interm housing is relied as of 10/1/2019.

## Q16: Cash Income - Ranges

|   | Income at Start | Income at Latest Annual Assessment for Stayers | Income at Exit for Leavers |
|---|-----------------|--|----------------------------|
| No Income   | 14              | 0  | 7                          |
| \$1 - \$150   | 0               | 0  | 1                          |
| \$151 - \$250   | 0               | 0  | 0                          |
| \$251 - \$300   | 2               | 0  | 3                          |
| \$301 - \$1,000   | 12              | 0  | 8                          |
| \$1,001 - \$1,500   | 8               | 3  | 6                          |
| \$1,501 - \$2,500   | 3               | 0  | 2                          |
| \$2,001+  | 2               | 0  | 4                          |
| Client Doesn't Know/Prefer Not to Answer                              | 0               | 0  | 0                          |
| Data Not Collected  | 9               | 0  | 7                          |
| Number of Adult Stayers Not Yet Required to Have an Annual Assessment | 0               | 10   | 0                          |
| Number of Adult Stayers Without Required Annual Assessment            | 0               | 0  | 0                          |
| Total Adults  | 48              | 10   | 38                         |

## Q17: Cash Income - Sources

|  | Income at Start | Income at Latest Annual Assessment for Stayers | Income at Exit for Leavers |
|--|-----------------|--|----------------------------|
| Earned Income  | 10              | 0  | 1                          |
| Unemployment Insurance   | 2               | 0  | 3                          |
| Supplemental Security Income (SSI)                                 | 4               | 0  | 3                          |
| Social Security Disability Insurance (SSDI)                        | 2               | 0  | 1                          |
| VA Service Connected Disability Compensation                       | 0               | 0  | 0                          |
| VA Non-Service Connected Disability Pension                        | 0               | 0  | 3                          |
| Private Disability Insurance                                       | 0               | 0  | 3                          |
| Worker's Compensation  | 0               | 0  | 0                          |
| Temporary Assistance for Needy Families (TANF)                     | 7               | 0  | 3                          |
| General Assistance (GA)  | 0               | 0  | 0                          |
| Retirement Income from Social Security                             | 0               | 0  | 0                          |
| Pension or retirement income from a former job                     | 0               | 0  | 0                          |
| Child Support  | 7               | 0  | 4                          |
| Alimony and other spousal support                                  | 0               | 0  | 0                          |
| Other Source   | 0               | 0  | 0                          |
| Adults with Income Information at Start and Annual Assessment/Exit | 0               | 0  | 31                         |

## Q19b: Disabling Conditions and Income for Adults at Exit

|  | AO: Adult with Disabling Condition | AO: Adult without Disabling Condition | AO: Total Adults | AO: % with Disabling Condition by Source | AO: Adult with Disabling Condition | AO: Adult without Disabling Condition | AO: Total Adults | AO: % with Disabling Condition by Source | UK: Adult with Disabling Condition | UK: Adult without Disabling Condition | UK: Total Adults |
|--|------------------------------------|---------------------------------------|------------------|--|------------------------------------|---------------------------------------|------------------|--|------------------------------------|---------------------------------------|------------------|
| Earned Income                                  | 0                                  | 0                                     | 0                | 0  | 3                                  | 8                                     | 11               | 27.27%                                   | 0                                  | 0                                     | 0                |
| Unemployment Insurance                         | 0                                  | 0                                     | 0                | 0  | 1                                  | 2                                     | 3                | 33.33%                                   | 0                                  | 0                                     | 0                |
| Supplemental Security Income (SSI)             | 0                                  | 0                                     | 0                | 0  | 5                                  | 0                                     | 5                | 100.00%                                  | 0                                  | 0                                     | 0                |
| Social Security Disability Insurance (SSDI)    | 0                                  | 3                                     | 1                | 100.00%                                  | 0                                  | 0                                     | 0                | 0  | 0                                  | 0                                     | 0                |
| VA Service-Connected Disability Compensation   | 0                                  | 0                                     | 0                | 0  | 0                                  | 0                                     | 0                | 0  | 0                                  | 0                                     | 0                |
| VA Non-Service-Connected Disability Pension    | 0                                  | 0                                     | 0                | 0  | 0                                  | 0                                     | 0                | 0  | 0                                  | 0                                     | 0                |
| Private Disability Insurance                   | 0                                  | 0                                     | 0                | 0  | 0                                  | 0                                     | 0                | 0  | 0                                  | 0                                     | 0                |
| Worker's Compensation                          | 0                                  | 0                                     | 0                | 0  | 0                                  | 0                                     | 0                | 0  | 0                                  | 0                                     | 0                |
| Temporary Assistance for Needy Families (TANF) | 0                                  | 0                                     | 0                | 0  | 2                                  | 4                                     | 6                | 33.33%                                   | 0                                  | 0                                     | 0                |
| General Assistance (GA)                        | 0                                  | 0                                     | 0                | 0  | 0                                  | 0                                     | 0                | 0  | 0                                  | 0                                     | 0                |
| Retirement Income from Social Security         | 0                                  | 0                                     | 0                | 0  | 0                                  | 0                                     | 0                | 0  | 0                                  | 0                                     | 0                |
| Pension or Retirement Income from a former job | 0                                  | 0                                     | 0                | 0  | 0                                  | 0                                     | 0                | 0  | 0                                  | 0                                     | 0                |
| Child Support                                  | 0                                  | 0                                     | 0                | 0  | 1                                  | 3                                     | 4                | 25.00%                                   | 0                                  | 0                                     | 0                |
| Alimony and other spouse support               | 0                                  | 0                                     | 0                | 0  | 0                                  | 0                                     | 0                | 0  | 0                                  | 0                                     | 0                |
| Other source                                   | 0                                  | 0                                     | 0                | 0  | 1                                  | 1                                     | 2                | 50.00%                                   | 0                                  | 0                                     | 0                |
| No Sources                                     | 0                                  | 0                                     | 0                | 0  | 3                                  | 4                                     | 7                | 42.86%                                   | 0                                  | 0                                     | 0                |
| Uncollected                                    | 1                                  | 0                                     | 1                | 0  | 1                                  | 19                                    | 20               | 5.00%                                    | 0                                  | 0                                     | 0                |
| Total Adults                                   | 1                                  | 0                                     | 1                | 0  | 1                                  | 19                                    | 20               | 5.00%                                    | 0                                  | 0                                     | 0                |

Numbers in green italics have been recalculated or weighted based on available totals.

**Q20a: Type of Non-Cash Benefit Sources**

|   | Benefit at Start | Benefit at Latest Annual Assessment for Stayers | Benefit at Exit |
|---|------------------|---|-----------------|
| Supplemental Nutrition Assistance Program (SNAP) (Previously known as Food Stamp) | 38               | 0   | 31              |
| Special Supplemental Nutrition Program for Women, Infants, and Children (WIC)     | 5                | 0   | 3               |
| TANF Child Care Services  | 1                | 0   | -               |
| TANF Transportation Services  | 0                | 0   | 0               |
| Other TANF-Funded Services  | 1                | 0   | 0               |
| Other Source  | 3                | 0   | 0               |

**Q21: Health Insurance**

|   | At Start | At Annual Assessment for Stayers | At Exit for Leavers |
|---|----------|----------------------------------|---------------------|
| MEDICAID  | 69       | 0                                | 24                  |
| MEDICARE  | 1        | 0                                | 1                   |
| State Children's Health Insurance Program                       | 17       | 0                                | 26                  |
| Veteran's Health Administration (VHA)                           | 0        | 0                                | 0                   |
| Employer Provided Health Insurance                              | 0        | 0                                | 0                   |
| Health Insurance obtained through COBRA                         | 0        | 0                                | 0                   |
| Private Pay Health Insurance                                    | 0        | 0                                | 0                   |
| State Health Insurance for Adults                               | 10       | 0                                | 12                  |
| Indian Health Services Program                                  | 0        | 0                                | 0                   |
| Other   | 0        | 0                                | 0                   |
| No Health Insurance   | 10       | 0                                | 8                   |
| Client Doesn't Know/Prefers Not to Answer                       | 0        | 0                                | 0                   |
| Data Not Collected  | 10       | 0                                | 0                   |
| Number of Stayers Not Yet Required to Have an Annual Assessment | 0        | 27                               | 0                   |
| 1 Source of Health Insurance                                    | 53       | 0                                | 77                  |
| More than 1 Source of Health Insurance                          | 2        | 0                                | 3                   |

**Q22a2: Length of Participation - ESG Projects**

|                                | Total      | Leavers   | Stayers   |
|--------------------------------|------------|-----------|-----------|
| 0 to 7 days                    | 8          | 0         | 7         |
| 8 to 14 days                   | 5          | 5         | 0         |
| 15 to 21 days                  | 4          | 0         | 4         |
| 22 to 30 days                  | 10         | 4         | 6         |
| 31 to 60 days                  | 25         | 22        | 3         |
| 61 to 90 days                  | 15         | 11        | 4         |
| 91 to 180 days                 | 28         | 20        | 8         |
| 181 to 365 days                | 20         | 20        | 0         |
| 366 to 730 days (1-2 Yrs)      | 0          | 0         | 0         |
| 731 to 1,095 days (2-3 Yrs)    | 0          | 0         | 0         |
| 1,096 to 1,460 days (3-4 Yrs)  | 0          | 0         | 0         |
| 1,461 to 1,825 days (4-5 Yrs)  | 0          | 0         | 0         |
| More than 1,825 days (> 5 Yrs) | 0          | 0         | 0         |
| <b>Total</b>                   | <b>115</b> | <b>88</b> | <b>27</b> |

**Q22c: Length of Time between Project Start Date and Housing Move-in Date**

|   | Total    | Without Children | With Children and Adults | With Only Children | Unknown Household Type |
|---|----------|------------------|--------------------------|--------------------|------------------------|
| 7 days or less                            | 0        | 0                | 0                        | 0                  | 0                      |
| 8 to 14 days                              | 0        | 0                | 0                        | 0                  | 0                      |
| 15 to 21 days                             | 0        | 0                | 0                        | 0                  | 0                      |
| 22 to 30 days                             | 0        | 0                | 0                        | 0                  | 0                      |
| 31 to 60 days                             | 0        | 0                | 0                        | 0                  | 0                      |
| 61 to 90 days                             | 0        | 0                | 0                        | 0                  | 0                      |
| 91 to 180 days                            | 0        | 0                | 0                        | 0                  | 0                      |
| 181 to 365 days                           | 0        | 0                | 0                        | 0                  | 0                      |
| 366 to 730 days (1-2 Yrs)                 | 0        | 0                | 0                        | 0                  | 0                      |
| <b>Total (persons moved into housing)</b> | <b>0</b> | <b>0</b>         | <b>0</b>                 | <b>0</b>           | <b>0</b>               |
| <b>Average length of time to housing</b>  |          |                  |                          |                    |                        |
| Persons who were exited without move-in   | 0        | 0                | 0                        | 0                  | 0                      |
| <b>Total persons</b>                      | <b>0</b> | <b>0</b>         | <b>0</b>                 | <b>0</b>           | <b>0</b>               |

Numbers in green italics have been recalculated or weighted based on available totals.

**Q22d: Length of Participation by Household Type**

|                           | Total | Without Children | With Children and Adults | With Only Children | Unknown Household Type |
|---------------------------|-------|------------------|--------------------------|--------------------|------------------------|
| 7 days or less            | 8     | 2                | 6                        | 0                  | 0                      |
| 8 to 14 days              | 5     | 0                | 5                        | 0                  | 0                      |
| 15 to 21 days             | 4     | 0                | 4                        | 0                  | 0                      |
| 22 to 30 days             | 10    | 0                | 10                       | 0                  | 0                      |
| 31 to 60 days             | 25    | 0                | 25                       | 0                  | 0                      |
| 61 to 90 days             | 15    | 0                | 15                       | 0                  | 0                      |
| 91 to 180 days            | 28    | 0                | 28                       | 0                  | 0                      |
| 181 to 365 days           | 20    | 0                | 20                       | 0                  | 0                      |
| 366 to 730 days (1-2 Yrs) | 3     | 0                | 0                        | 3                  | 0                      |
| 731 days or more          | 0     | 0                | 0                        | 0                  | 0                      |
| Total                     | 118   | 2                | 113                      | 3                  | 0                      |

**Q22e: Length of Time Prior to Housing - based on 3.917 Date Homelessness Started**

|                            | Total | Without Children | With Children and Adults | With Only Children | Unknown Household Type |
|----------------------------|-------|------------------|--------------------------|--------------------|------------------------|
| 7 days or less             | 10    | 3                | 10                       | 0                  | 0                      |
| 8 to 14 days               | 2     | 3                | 2                        | 0                  | 0                      |
| 15 to 21 days              | 5     | 0                | 5                        | 0                  | 0                      |
| 22 to 30 days              | 7     | 0                | 7                        | 0                  | 0                      |
| 31 to 60 days              | 15    | 2                | 13                       | 0                  | 0                      |
| 61 to 90 days              | 11    | 0                | 11                       | 0                  | 0                      |
| 91 to 180 days             | 20    | 0                | 20                       | 0                  | 0                      |
| 181 to 365 days            | 18    | 0                | 18                       | 0                  | 0                      |
| 366 to 730 days (1-2 Yrs)  | 5     | 0                | 5                        | 0                  | 0                      |
| 731 days or more           | 12    | 0                | 12                       | 0                  | 0                      |
| Total                      | 105   | 2                | 102                      | 0                  | 0                      |
| Not yet moved into housing | 0     | 0                | 0                        | 0                  | 0                      |
| Data not collected         | 10    | 0                | 10                       | 0                  | 0                      |
| Total persons              | 115   | 2                | 113                      | 0                  | 0                      |



**Q22f: Length of Time between Project Start Date and Housing Move-In Date by Race and Ethnicity**

|                                | American Indian, Alaska Native, or Indigenous | Asian or Asian American | Black, African American, or African | Hispanic/Latina/o | Middle Eastern or North African | Native Hawaiian or Pacific Islander | White | At Least 1 Race and Hispanic/Latina/o | Multi-racial (does include Hispanic/Latina/o) |
|--------------------------------|---|-------------------------|-------------------------------------|-------------------|---------------------------------|-------------------------------------|-------|---------------------------------------|---|
| Persons Moved Into Housing     | 0   | 0                       | 0                                   | 0                 | 0                               | 0                                   | 0     | 0                                     | 0   |
| Persons Exited Without Move-In | 0   | 0                       | 0                                   | 0                 | 0                               | 0                                   | 0     | 0                                     | 0   |
| Average time to Move-In        |   |                         |                                     |                   |                                 |                                     |       |                                       |   |
| Median time to Move-In         |   |                         |                                     |                   |                                 |                                     |       |                                       |   |

New as of 10/1/2023.

**Q22g: Length of Time Prior to Housing by Race and Ethnicity - based on 3.917 Date Homelessness Started**

|                                    | American Indian, Alaska Native, or Indigenous | Asian or Asian American | Black, African American, or African | Hispanic/Latina/o | Middle Eastern or North African | Native Hawaiian or Pacific Islander | White  | At Least 1 Race and Hispanic/Latina/o | Multi-racial (does include Hispanic/Latina/o) |
|------------------------------------|---|-------------------------|-------------------------------------|-------------------|---------------------------------|-------------------------------------|--------|---------------------------------------|---|
| Persons Moved Into Housing         | 0   | 0                       | 0                                   | 0                 | 0                               | 0                                   | 0      | 0                                     | 0   |
| Persons Not Yet Moved Into Housing | 0   | 2                       | 2                                   | 14                | 0                               | 0                                   | 15     | 23                                    | 5   |
| Average time to Move-In            |   |                         |                                     |                   |                                 |                                     |        |                                       |   |
| Median time to Move-In             |   | 67.00                   | 71.00                               | 64.00             |                                 |                                     | 245.00 | 85.00                                 | 103.00  |

New as of 10/1/2023.

## Q23c: Exit Destination

|   | Total     | Without Children | With Children and Adults | With Only Children |
|---|-----------|------------------|--------------------------|--------------------|
| <b>Homeless Situations</b>  |           |                  |                          |                    |
| Place not meant for habitation (e.g., a vehicle, an abandoned building, bus/train/subway station/airport or anywhere outside) | 1         | 0                | 1                        | 0                  |
| Emergency shelter, including hotel or motel paid for with emergency shelter voucher; Host Home shelter                        | 18        | 2                | 17                       | 0                  |
| Safe Haven  | 0         | 0                | 0                        | 0                  |
| <b>Subtotal - Homeless Situations</b>   | <b>20</b> | <b>2</b>         | <b>18</b>                | <b>0</b>           |
| <b>Institutional Situations</b>   |           |                  |                          |                    |
| Foster care home or foster care group home  | 0         | 0                | 0                        | 0                  |
| Hospital or other residential non-psychiatric medical facility  | 0         | 0                | 0                        | 0                  |
| Jail, prison, or juvenile detention facility  | 0         | 0                | 0                        | 0                  |
| Long-term care facility or nursing home   | 0         | 0                | 0                        | 0                  |
| Psychiatric hospital or other psychiatric facility  | 0         | 0                | 0                        | 0                  |
| Substance abuse treatment facility or detox center  | 0         | 0                | 0                        | 0                  |
| <b>Subtotal - Institutional Situations</b>  | <b>0</b>  | <b>0</b>         | <b>0</b>                 | <b>0</b>           |
| <b>Temporary Situations</b>   |           |                  |                          |                    |
| Transitional housing for homeless persons (including homeless youth)  | 0         | 0                | 0                        | 0                  |
| Residential project or halfway house with no homeless criteria  | 0         | 0                | 0                        | 0                  |
| Hotel or motel paid for without emergency shelter voucher   | 0         | 0                | 0                        | 0                  |
| Host Home (non crisis)  | 0         | 0                | 0                        | 0                  |
| Staying or living with family, temporary tenure (e.g., room, apartment, or house)   | 14        | 0                | 14                       | 0                  |
| Staying or living with friends, temporary tenure (e.g., room, apartment, or house)  | 2         | 0                | 2                        | 0                  |
| Moved from one HOPWA-funded project to HOPWA TH   | 0         | 0                | 0                        | 0                  |
| <b>Subtotal - Temporary Situations</b>  | <b>16</b> | <b>0</b>         | <b>16</b>                | <b>0</b>           |
| <b>Permanent Situations</b>   |           |                  |                          |                    |
| Staying or living with family, permanent tenure   | 0         | 0                | 0                        | 0                  |
| Staying or living with friends, permanent tenure  | 2         | 0                | 2                        | 0                  |
| Moved from one HOPWA-funded project to HOPWA PH   | 0         | 0                | 0                        | 0                  |
| Rental by client, no ongoing housing subsidy  | 14        | 0                | 14                       | 0                  |
| Rental by client, with ongoing housing subsidy  | 35        | 0                | 35                       | 0                  |
| Owned by client, with ongoing housing subsidy   | 1         | 0                | 1                        | 0                  |
| Owned by client, no ongoing housing subsidy   | 0         | 0                | 0                        | 0                  |
| <b>Subtotal - Permanent Situations</b>  | <b>52</b> | <b>0</b>         | <b>52</b>                | <b>0</b>           |
| <b>Other Situations</b>   |           |                  |                          |                    |
| No exit interview completed   | 0         | 0                | 0                        | 0                  |
| Other   | 0         | 0                | 0                        | 0                  |
| Deceased  | 0         | 0                | 0                        | 0                  |
| Client Doesn't Know/Refuses Not to Answer   | 0         | 0                | 0                        | 0                  |
| Data Not Collected  | 0         | 0                | 0                        | 0                  |
| <b>Subtotal - Other Situations</b>  | <b>0</b>  | <b>0</b>         | <b>0</b>                 | <b>0</b>           |

[https://www.sagehris.info/secure/reports/files/pages/galactic.aspx?newID=30X&client\\_ID=7838981574215-12470013&autoexec=true&Maxim...](https://www.sagehris.info/secure/reports/files/pages/galactic.aspx?newID=30X&client_ID=7838981574215-12470013&autoexec=true&Maxim...) 18/21

|   | Total     | Without Children | With Children and Adults | With Only Children |
|---|-----------|------------------|--------------------------|--------------------|
| <b>Total</b>  | <b>89</b> | <b>2</b>         | <b>86</b>                | <b>0</b>           |
| Total persons exiting to positive housing destinations              | 52        | 0                | 52                       | 0                  |
| Total persons whose destinations excluded them from the calculation | 0         | 0                | 0                        | 0                  |
| Percentage  | 59.09%    | 0%               | 60.47%                   | 0                  |

Updated 10/1/2023: Rows reordered and grouped differently. Destinations with subsidies are now detailed in Q23c. Existing data has been updated to this and relocated to Q23c as appropriate.  
Numbers in green italics have been recalculated or weighted based on available totals.

#### Q23d: Exit Destination – Subsidy Type of Persons Exiting to Rental by Client With An Ongoing Subsidy

|   | Total     | Without Children | With Children and Adults | With Only Children | Unknown Type |
|---|-----------|------------------|--------------------------|--------------------|--------------|
| OPD LIP housing subsidy   | 0         | 0                | 0                        | 0                  | 0            |
| VASH housing subsidy  | 0         | 0                | 0                        | 0                  | 0            |
| BRH or equivalent subsidy                                       | 9         | 0                | 9                        | 0                  | 0            |
| HCV voucher (tenant or project based) (not dedicated)           | 11        | 0                | 11                       | 0                  | 0            |
| Public housing unit   | 0         | 0                | 0                        | 0                  | 0            |
| Rental by client, with other ongoing housing subsidy            | 12        | 0                | 12                       | 0                  | 0            |
| Housing Stability Voucher                                       | 0         | 0                | 0                        | 0                  | 0            |
| Family Unification Program Voucher (FUP)                        | 0         | 0                | 0                        | 0                  | 0            |
| Foster Youth to Independence Initiative (FYI)                   | 0         | 0                | 0                        | 0                  | 0            |
| Permanent Supportive Housing                                    | 0         | 0                | 0                        | 0                  | 0            |
| Other permanent housing dedicated for formerly homeless persons | 3         | 0                | 3                        | 0                  | 0            |
| <b>TOTAL</b>  | <b>35</b> | <b>0</b>         | <b>35</b>                | <b>0</b>           | <b>0</b>     |

Now as of 10/1/2023: Existing data from Q23c prior to 10/1/2023 has been relocated to Q23d as appropriate.

**Q23e: Exit Destination Type by Race and Ethnicity**

|                              | Total     | American Indian, Alaska Native, or Indigenous | Asian or Asian American | Black, African American, or African | Hispanic/Latino/a/o | Middle Eastern or North African | Native Hawaiian or Pacific Islander | White     | At Least 1 Race and Hispanic/Latino/a/o | Multi-racial not include Hispanic/L |
|------------------------------|-----------|---|-------------------------|-------------------------------------|---------------------|---------------------------------|-------------------------------------|-----------|---|-------------------------------------|
| Homeless Situations          | 20        | 0   | 2                       | 2                                   | 3                   | 0                               | 0                                   | 1         | 10                                      | 2                                   |
| Institutional Situations     | 0         | 0   | 0                       | 0                                   | 0                   | 0                               | 0                                   | 0         | 0                                       | 0                                   |
| Temporary Housing Situations | 16        | 0   | 0                       | 8                                   | 0                   | 0                               | 0                                   | 2         | 4                                       | 2                                   |
| Permanent Housing Situations | 52        | 0   | 0                       | 15                                  | 11                  | 0                               | 0                                   | 16        | 9                                       | 1                                   |
| Other                        | 0         | 0   | 0                       | 0                                   | 0                   | 0                               | 0                                   | 0         | 0                                       | 0                                   |
| <b>Total</b>                 | <b>68</b> | <b>0</b>                                      | <b>2</b>                | <b>25</b>                           | <b>14</b>           | <b>0</b>                        | <b>0</b>                            | <b>19</b> | <b>23</b>                               | <b>5</b>                            |

New as of 10/1/2023.

**Q24a: Homelessness Prevention Housing Assessment at Exit**

|  | Total    | Without Children | With Children and Adults | With Only Children | U<br>T   |
|--|----------|------------------|--------------------------|--------------------|----------|
| Able to maintain the housing they had at project start—Without a subsidy                                     | 0        | 0                | 0                        | 0                  | 0        |
| Able to maintain the housing they had at project start—With the subsidy they had at project start            | 0        | 0                | 0                        | 0                  | 0        |
| Able to maintain the housing they had at project start—With an on-going subsidy acquired since project start | 0        | 0                | 0                        | 0                  | 0        |
| Able to maintain the housing they had at project start—Only with financial assistance other than a subsidy   | 0        | 0                | 0                        | 0                  | 0        |
| Moved to new housing unit—With on-going subsidy  | 0        | 0                | 0                        | 0                  | 0        |
| Moved to new housing unit—Without an on-going subsidy  | 0        | 0                | 0                        | 0                  | 0        |
| Moved in with family/friends on a temporary basis  | 0        | 0                | 0                        | 0                  | 0        |
| Moved in with family/friends on a permanent basis  | 0        | 0                | 0                        | 0                  | 0        |
| Moved to a transitional or temporary housing facility or program   | 0        | 0                | 0                        | 0                  | 0        |
| Client became homeless—moving to a shelter or other place unfit for human habitation                         | 0        | 0                | 0                        | 0                  | 0        |
| Jail/prison  | 0        | 0                | 0                        | 0                  | 0        |
| Deceased   | 0        | 0                | 0                        | 0                  | 0        |
| Client Doesn't Know/Prefer Not to Answer   | 0        | 0                | 0                        | 0                  | 0        |
| Data not collected (no exit interview completed)   | 0        | 0                | 0                        | 0                  | 0        |
| <b>Total</b>   | <b>0</b> | <b>0</b>         | <b>0</b>                 | <b>0</b>           | <b>0</b> |

**Q24d: Language of Persons Requiring Translation Assistance**

| Language Response (Top 20 Languages Selected) | Total Persons Requiring Translation Assistance | Language Name <sup>1</sup> |
|---|--|----------------------------|
| Different Preferred Language                  | 0  |                            |
| Total   | 0  |                            |

News as of 10/1/2023: The output of this language has been sorted from most to least requested.

<sup>1</sup>Language names lookup is provided by Sage. The CSV upload contains only the first two columns.

**Q25a: Number of Veterans**

|   | Total | Without Children | With Children and Adults | Unknown Household Type |
|---|-------|------------------|--------------------------|------------------------|
| Chronically Homeless Veteran              | 0     | 0                | 0                        | 0                      |
| Not Chronically Homeless Veteran          | 0     | 0                | 0                        | 0                      |
| Not a Veteran                             | 48    | 2                | 46                       | 0                      |
| Client Doesn't Know/Prefers Not to Answer | 0     | 0                | 0                        | 0                      |
| Data Not Collected                        | 0     | 0                | 0                        | 0                      |
| Total                                     | 48    | 2                | 46                       | 0                      |

**Q26b: Number of Chronically Homeless Persons by Household**

|   | Total | Without Children | With Children and Adults | With Only Children | Unknown Household Type |
|---|-------|------------------|--------------------------|--------------------|------------------------|
| Chronically Homeless                      | 2     | 0                | 2                        | 0                  | 0                      |
| Not Chronically Homeless                  | 115   | 2                | 111                      | 0                  | 0                      |
| Client Doesn't Know/Prefers Not to Answer | 0     | 0                | 0                        | 0                  | 0                      |
| Data Not Collected                        | 0     | 0                | 0                        | 0                  | 0                      |
| Total                                     | 117   | 2                | 113                      | 0                  | 0                      |

**Waterbury Master  
Lead Safe Registry  
(Update 10-1-24)**

|    | No.     | Street            | Zip   | Units | Date Property Cleared |
|----|---------|-------------------|-------|-------|-----------------------|
| 1  | 895     | Baldwin Street    | 06706 | 3     | 5/17/2013             |
| 2  | 1177    | Baldwin Street    | 06706 | 3     | 12/11/2012            |
| 3  | 104     | Berkeley Avenue   | 06704 | 2     | 12/14/2012            |
| 4  | 117     | Birch Street      | 06704 | 1     | 6/1/2013              |
| 5  | 20      | Cherry Street     | 06710 | 2     | 6/16/2014             |
| 6  | 159     | Chesnut Avenue    | 06710 | 2     | 1/13/2014             |
| 7  | 125     | Congress Avenue   | 06708 | 3     | 1/4/2013              |
| 8  | 257     | Congress Avenue   | 06705 | 3     | 5/13/2014             |
| 9  | 562     | Congress Avenue   | 06705 | 1     | 9/23/2013             |
| 10 | 229     | Cooke Street      | 06710 | 2     | 9/17/2013             |
| 11 | 896-898 | Cooke Street      | 06710 | 2     | 6/18/2014             |
| 12 | 61-63   | East Dover Street | 06705 | 2     | 11/15/2013            |
| 13 | 1720    | East Main Street  | 06705 | 3     | 2/4/2013              |
| 14 | 43      | Elmwood Street    | 06710 | 3     | 4/24/2014             |
| 15 | 70      | Fairlawn Avenue   | 06705 | 1     | 12/10/2012            |
| 16 | 96-98   | Fairview Street   | 06710 | 3     | 7/22/2013             |
| 17 | 111-113 | Ferndale Avenue   | 06708 | 2     | 11/8/2012             |
| 18 | 69      | Frost Road        | 06705 | 1     | 1/29/2013             |
| 19 | 97-99   | Green Street      | 06708 | 4     | 12/13/2013            |
| 20 | 21      | Hewlett Street    | 06710 | 1     | 6/24/2013             |
| 21 | 129-131 | Highland Avenue   | 06708 | 3     | 8/23/2013             |
| 22 | 893-895 | Highland Avenue   | 06708 | 3     | 11/14/2012            |
| 23 | 226     | Hill Street       | 06704 | 3     | 11/12/2013            |
| 24 | 40-42   | Irving Street     | 06710 | 10    | 12/7/2012             |
| 25 | 11      | Kaytonne Avenue   | 06710 | 1     | 9/9/2013              |
| 26 | 100     | Lexington Avenue  | 06710 | 1     | 2/21/2014             |
| 27 | 41      | Lydia Street      | 06708 | 1     | 6/7/2013              |
| 28 | 167     | MaCauley Avenue   | 06705 | 1     | 12/23/2013            |
| 29 | 43      | Murray Street     | 06710 | 18    | 1/29/2013             |
| 30 | 5       | Parker Street     | 06704 | 3     | 1/28/2014             |
| 31 | 64      | Pearl Street      | 06704 | 1     | 6/16/2014             |

|    |         |                      |       |    |            |
|----|---------|----------------------|-------|----|------------|
| 32 | 232     | Pine Street          | 06710 | 3  | 11/25/2013 |
| 33 | 77-79   | Plaza Avenue         | 06710 | 3  | 3/20/2014  |
| 34 | 317     | River Street         | 06706 | 3  | 6/12/2014  |
| 35 | 39      | Robbins Street       | 06708 | 3  | 10/2/2013  |
| 36 | 43      | Robbins Street       | 06708 | 3  | 5/3/2013   |
| 37 | 27-29   | Robbins Street       | 06708 | 3  | 6/4/2014   |
| 38 | 63      | Simsbury Street      | 06704 | 1  | 3/24/2014  |
| 39 | 197     | South Leonard Street | 06708 | 13 | 11/12/2013 |
| 40 | 64-66   | South Street         | 06706 | 3  | 1/14/2014  |
| 41 | 34      | Southview Street     | 06706 | 3  | 9/18/2013  |
| 42 | 42-44   | Southview Street     | 06716 | 3  | 7/24/2014  |
| 43 | 218     | Sylvan Avenue        | 06706 | 2  | 5/9/2014   |
| 44 | 4       | Templeton Street     | 06710 | 3  | 9/18/2013  |
| 45 | 34      | Vermont Street       | 06704 | 3  | 3/31/2014  |
| 46 | 90      | Waterville           | 06710 | 2  | 3/31/2014  |
| 47 | 496-498 | West Main Street     | 06708 | 5  | 9/16/2013  |
| 48 | 317     | Willow Street        | 06710 | 14 | 7/25/2014  |
| 49 | 30-32   | Willow Street        | 06710 | 16 | 6/14/2013  |
| 50 | 43      | Woodlawn Terrace     | 06710 | 2  | 12/21/2012 |
| 51 | 120     | Circular Avenue      | 06705 | 1  | 4/29/2016  |
| 52 | 35      | Primrose Street      | 06708 | 2  | 8/1/2016   |
| 53 | 25      | Lockhart Avenue      | 06705 | 1  | 5/16/2016  |
| 54 | 27      | Water Street         | 06702 | 4  | 7/11/2016  |
| 55 | 129     | Hill Street          | 06705 | 2  | 6/30/2016  |
| 56 | 103     | Chambers Street      | 06708 | 1  | 8/3/2016   |
| 57 | 1431    | Bank Street          | 06708 | 2  | 9/2/2016   |
| 58 | 83-85   | Vernon Street        | 06708 | 3  | 8/2/2016   |
| 59 | 86      | Wolcott Street       | 06710 | 3  | 8/8/2016   |
| 60 | 55      | Hill Street          | 06704 | 1  | 9/22/2016  |
| 61 | 20      | Fourth Street        | 06708 | 3  | 9/22/2016  |
| 62 | 236-238 | Oak Street           | 06704 | 3  | 9/15/2016  |
| 63 | 52      | Madison Street       | 06706 | 3  | 9/30/2016  |
| 64 | 81      | Euclid Avenue        | 06710 | 1  | 12/1/2016  |
| 65 | 361     | Edgewood Avenue      | 06706 | 1  | 12/19/2016 |
| 66 | 177-179 | Oak Street           | 06704 | 2  | 10/13/2016 |
| 67 | 7       | Carmel Street        | 06704 | 1  | 12/19/2016 |



|     |           |                      |       |    |            |
|-----|-----------|----------------------|-------|----|------------|
| 68  | 17        | Mattson Court        | 06704 | 3  | 11/21/2016 |
| 69  | 239-241   | River Street         | 06706 | 3  | 12/27/2016 |
| 70  | 243-245   | River Street         | 06708 | 3  | 3/10/2017  |
| 71  | 64        | Pearl ST. Bldg. 2    | 06704 | 1  | 12/23/2016 |
| 72  | 71        | Wood Street          | 06704 | 3  | 1/24/2017  |
| 73  | 78-80     | Englewood Avenue     | 06705 | 3  | 12/15/2016 |
| 74  | 54        | Central Avenue       | 06702 | 6  | 12/22/2016 |
| 75  | 56        | White Street         | 06710 | 1  | 1/30/2017  |
| 76  | 400       | Fairfield Avenue     | 06705 | 2  | 1/20/2017  |
| 77  | 18-20     | Green Street         | 06708 | 3  | 3/27/2017  |
| 78  | 293       | Congress Avenue      | 06708 | 3  | 4/26/2017  |
| 79  | 166-168   | Bunker Hill Avenue   | 06708 | 2  | 5/31/2017  |
| 80  | 1019-1023 | West Main Street     | 06708 | 4  | 3/31/2017  |
| 81  | 11        | Ray Street           | 06708 | 1  | 4/19/2017  |
| 82  | 36        | Maple Street         | 06702 | 3  | 5/17/2017  |
| 83  | 124       | Locust Street        | 06704 | 3  | 5/4/2017   |
| 84  | 423       | Baldwin Street       | 06706 | 3  | 6/21/2017  |
| 85  | 218-220   | Lounsbury Street     | 06706 | 3  | 5/31/2017  |
| 86  | 128       | Cooke Street         | 06704 | 4  | 6/19/2017  |
| 87  | 265       | Oak Street           | 06705 | 2  | 6/9/2017   |
| 88  | 623       | Cooke Street         | 06710 | 1  | 6/19/2017  |
| 89  | 130-132   | East Farm Street     | 06704 | 3  | 8/30/2017  |
| 90  | 325       | East Main Street     | 06702 | 14 | 9/1/2017   |
| 91  | 638       | Congress Avenue      | 06708 | 1  | 7/17/2017  |
| 92  | 128       | Central Avenue       | 06702 | 3  | 8/21/2017  |
| 93  | 18        | Gilbert Street       | 06708 | 2  | 9/5/2017   |
| 94  | 249-253   | Bishop Street        | 06704 | 3  | 9/15/2017  |
| 95  | 174       | Bradley Avenue       | 06708 | 1  | 9/7/2017   |
| 96  | 685       | So. Main St. Bldg. 1 | 06706 | 3  | 9/27/2017  |
| 97  | 6         | Fairview Street      | 06710 | 2  | 9/26/2017  |
| 98  | 275       | Pine Street          | 06710 | 4  | 11/8/2017  |
| 99  | 75        | Hillview Avenue      | 06704 | 3  | 12/4/2017  |
| 100 | 685       | So. Main St. Bldg. 2 | 06706 | 2  | 11/2/2017  |
| 101 | 33        | Pilgrim Avenue       | 06704 | 2  | 11/22/2017 |
| 102 | 296       | Bishop Street        | 06704 | 3  | 12/29/2017 |
| 103 | 685       | So. Main St. Bldg. 3 | 06706 | 3  | 11/21/2017 |
| 104 | 111       | Virginia Avenue      | 06702 | 1  | 12/21/2017 |

|     |         |                     |       |   |           |
|-----|---------|---------------------|-------|---|-----------|
| 105 | 219     | Woodlawn Terrace    | 06710 | 3 | 12/5/2017 |
| 106 | 136     | East Liberty Street | 67106 | 5 | 1/30/2018 |
| 107 | 90      | Locust Street       | 67104 | 5 | 3/5/2018  |
| 108 | 268     | Pine Street         | 06710 | 3 | 1/24/2018 |
| 109 | 133     | South Street        | 06706 | 3 | 3/26/2018 |
| 110 | 285     | Monroe Avenue       | 06705 | 1 | 2/12/2018 |
| 111 | 116-118 | Locust Street       | 06708 | 3 | 3/19/2018 |
| 112 | 25      | Brighton Street     | 06704 | 1 | 5/25/2018 |
| 113 | 73      | Columbia Boulevard  | 06710 | 2 | 4/27/2018 |
| 114 | 116-118 | Locust Street       | 06704 | 3 | 3/19/2018 |
| 115 | 43      | Anthony Terrace     | 06708 | 2 | 4/11/2018 |
| 116 | 209     | Woodlawn Terrace    | 06710 | 3 | 5/3/2018  |
| 117 | 37      | Oak Street          | 06704 | 3 | 8/29/2018 |
| 118 | 44      | MacArther Drive     | 06704 | 1 | 6/15/2018 |
| 119 | 429     | Wilson Street       | 06708 | 2 | 7/25/2018 |
| 120 | 150     | East Liberty Street | 06708 | 1 | 7/18/2018 |
| 121 | 53      | Cooke Street        | 06710 | 3 | 8/8/2018  |
| 122 | 64      | Kenfield Lane       | 06708 | 1 | 9/13/2018 |
| 123 | 135     | Highland Avenue     | 06708 | 3 | 9/26/2018 |
| 124 | 141     | Division Street     | 06704 | 3 | 8/13/2018 |
| 125 | 44      | Vail Street         | 06708 | 3 | 7/12/2018 |
| 126 | 303     | River Street        | 06706 | 3 | 2/22/2018 |
| 127 | 416     | Mill Street         | 06706 | 6 | 2/26/2018 |
| 128 | 137     | Robbins Street      | 06708 | 4 | 2/23/2018 |
| 129 | 54      | Ward Street         | 06704 | 3 | 3/27/2018 |
| 130 | 99      | Lounsbury Street    | 06706 | 3 | 4/10/2018 |
| 131 | 41      | Yates Street        | 06710 | 1 | 8/9/2018  |
| 132 | 81      | Fox Street          | 06708 | 2 | 1/22/2019 |
| 133 | 186     | Herschel Avenue     | 06708 | 1 | 12/3/2018 |
| 134 | 107     | Park Road           | 06708 | 1 | 1/2/2019  |
| 135 | 41      | Manville Street     | 06704 | 1 | 2/21/2019 |
| 136 | 9       | Brookview Avenue    | 06706 | 1 | 2/25/2019 |
| 137 | 35      | Bellevue Street     | 06704 | 1 | 3/18/2019 |
| 138 | 150     | Charles Street      | 06708 | 2 | 3/18/2019 |
| 139 | 124     | Meriden Road        | 06705 | 4 | 4/29/2019 |
| 140 | 50      | William Street      | 06704 | 2 | 5/13/2019 |
| 141 | 12      | Patterson Court     | 06704 | 1 | 6/29/2019 |

|     |      |                     |       |   |            |
|-----|------|---------------------|-------|---|------------|
| 142 | 929  | Bank Street         | 06708 | 3 | 8/15/2019  |
| 143 | 37   | Manhan Street       | 06710 | 1 | 9/5/2019   |
| 144 | 123  | Southview Street    | 06708 | 1 | 9/27/2019  |
| 145 | 30   | Wheeler Street      | 06710 | 1 | 11/8/2019  |
| 146 | 367  | Highland Avenue     | 06708 | 3 | 11/7/2019  |
| 147 | 1315 | Hamilton Avenue     | 06706 | 3 | 9/30/2019  |
| 148 | 237  | Boyden Street       | 06704 | 3 | 10/15/2019 |
| 149 | 39   | Houston Street      | 06704 | 1 | 11/27/2019 |
| 150 | 32   | Sylvan Avenue       | 06706 | 3 | 12/6/2019  |
| 151 | 312  | Robinwood Road      | 06708 | 1 | 12/20/2019 |
| 152 | 97   | Tudor Street        | 06704 | 1 | 12/18/2019 |
| 153 | 50   | Concord Street      | 06710 | 1 | 1/15/2020  |
| 154 | 103  | Catherine Avenue    | 06704 | 2 | 2/28/2020  |
| 155 | 70   | Grassy Hill Road    | 06704 | 2 | 3/9/2020   |
| 156 | 42   | Spring Brook Road   | 06706 | 1 | 3/9/2020   |
| 157 | 16   | Johnson Street      | 06708 | 6 | 5/28/2020  |
| 158 | 55   | Congress Avenue     | 06708 | 2 | 5/14/2020  |
| 159 | 235  | Lincoln Street      | 06710 | 3 | 6/30/2020  |
| 160 | 86   | Bidwell Street      | 06710 | 1 | 7/10/2020  |
| 161 | 21   | Euclid Avenue       | 06710 | 1 | 7/2/2020   |
| 162 | 139  | Fiske Street        | 06710 | 1 | 8/10/2020  |
| 163 | 217  | Dwight Street       | 06704 | 1 | 8/24/2020  |
| 164 | 650  | Cooke Street        | 06710 | 3 | 9/25/2020  |
| 165 | 52   | North Beacon Street | 06704 | 1 | 8/14/2020  |
| 166 | 217  | Dwight Street       | 06704 | 1 | 8/24/2020  |
| 167 | 95   | Clinton Street      | 06710 | 1 | 10/23/2020 |
| 168 | 103  | Tudor Street        | 06705 | 3 | 11/5/2020  |
| 169 | 283  | Hillside Avenue     | 06710 | 3 | 10/19/2020 |
| 170 | 125  | Hillside Avenue     | 06710 | 8 | 12/23/2020 |
| 171 | 77   | Central Avenue      | 06702 | 2 | 3/26/2021  |
| 172 | 42   | Mitchell Avenue     | 06710 | 3 | 3/4/2021   |
| 173 | 31   | Catherine Avenue    | 06704 | 1 | 3/31/2021  |
| 174 | 46.3 | Como Avenue         | 06708 | 1 | 3/24/2021  |
| 175 | 32   | Birch Street        | 06704 | 3 | 5/17/2021  |
| 176 | 14   | Crown Street        | 06704 | 2 | 6/2/2021   |
| 177 | 70   | Wood Street         | 06704 | 8 | 6/3/2021   |
| 178 | 18   | Byrneside Avenue    | 06704 | 2 | 6/23/2021  |

|     |         |                    |       |    |            |
|-----|---------|--------------------|-------|----|------------|
| 179 | 27      | Saminoia Avenue    | 06705 | 1  | 7/12/2021  |
| 180 | 73-77   | Bank Street        | 06702 | 10 | 7/30/2021  |
| 181 | 228     | Alder Street       | 06708 | 3  | 7/30/2021  |
| 182 | 618-620 | Washington Avenue  | 06708 | 3  | 8/24/2021  |
| 183 | 136     | Orange Street      | 06704 | 1  | 8/30/2021  |
| 184 | 256     | Plank Road         | 06705 | 2  | 9/9/2021   |
| 185 | 14      | Chipman Street     | 06708 | 3  | 10/22/2021 |
| 186 | 248     | Moran Street       | 06704 | 1  | 11/4/2021  |
| 187 | 22      | Laurel Street      | 06702 | 3  | 1/31/2022  |
| 188 | 24      | Cassidy Avenue     | 06704 | 2  | 3/3/2022   |
| 189 | 43      | Leffingwell Avenue | 06704 | 1  | 3/4/2022   |
| 190 | 23      | Elizabeth Street   | 06704 | 3  | 3/7/2022   |
| 191 | 30      | East Duver Street  | 06706 | 2  | 3/9/2022   |
| 192 | 223     | Tudor Street       | 06704 | 1  | 3/31/2022  |
| 193 | 108     | Easton Avenue      | 06704 | 3  | 4/19/2022  |
| 194 | 108     | New Haven Avenue   | 06708 | 1  | 5/10/2022  |
| 195 | 50      | Wood Street        | 06704 | 3  | 5/20/2022  |
| 196 | 166     | Walnut Street      | 06704 | 3  | 8/1/2022   |
| 197 | 19      | Crown Street       | 06704 | 1  | 8/12/2022  |
| 198 | 264     | Pine Street        | 06710 | 2  | 8/25/2022  |
| 199 | 94      | Lexington Avenue   | 06710 | 1  | 8/30/2022  |
| 200 | 47      | Irion Street       | 06704 | 3  | 9/20/2022  |
| 201 | 45      | Lockhart Avenue    | 06705 | 1  | 11/14/2022 |
| 202 | 191     | Eastern Avenue     | 06708 | 1  | 11/14/2022 |
| 203 | 489     | Bucks Hill Road    | 06704 | 1  | 11/14/2022 |
| 204 | 274     | Orange Street      | 06704 | 3  | 12/15/2022 |
| 205 | 9       | Woodtick Road      | 06705 | 2  | 12/18/2022 |
| 206 | 82      | Fairview Street    | 06710 | 2  | 2/23/2023  |
| 207 | 96      | Alder Street       | 06702 | 1  | 1/17/2023  |
| 208 | 180     | Rumford Street     | 06704 | 1  | 2/1/2023   |
| 209 | 42      | Columbia Boulevard | 06710 | 1  | 2/23/2023  |
| 210 | 149     | Celia Drive        | 06705 | 1  | 3/9/2023   |
| 211 | 1015    | Cooke Street       | 06704 | 6  | 2/23/2023  |
| 212 | 111     | Griggs Street      | 06704 | 2  | 2/23/2023  |
| 213 | 52      | Irion Street       | 06704 | 3  | 3/6/2023   |
| 214 | 24      | Laurel Street      | 06702 | 3  | 3/20/2023  |
| 215 | 22      | Summer Street      | 06704 | 3  | 3/27/2023  |

|     |       |                     |       |   |            |
|-----|-------|---------------------|-------|---|------------|
| 216 | 30    | Kenilworth Street   | 06710 | 1 | 4/4/2023   |
| 217 | 38    | Edson Avenue        | 06705 | 3 | 5/5/2023   |
| 218 | 127   | Central Avenue      | 06702 | 4 | 5/15/2023  |
| 219 | 118   | South Street        | 06706 | 7 | 6/12/2023  |
| 220 | 9     | Summit Street       | 06708 | 4 | 6/27/2023  |
| 221 | 9     | Poplar Place        | 06708 | 3 | 6/2/2023   |
| 222 | 2929  | East Main Street    | 06705 | 1 | 6/2/2023   |
| 223 | 66    | Herkimer Street     | 06710 | 1 | 6/20/2023  |
| 224 | 147   | Avalon Circle       | 06710 | 1 | 6/19/2023  |
| 225 | 44-46 | East Liberty Street | 06706 | 8 | 6/28/2023  |
| 226 | 323   | Cooke Street        | 06710 | 3 | 6/29/2023  |
| 227 | 630   | Sylvan Avenue       | 06706 | 1 | 6/30/2023  |
| 228 | 458   | Farmington Avenue   | 06710 | 1 | 7/12/2023  |
| 229 | 145   | Granby Street       | 06708 | 2 | 7/31/2023  |
| 230 | 163   | Plaza Avenue        | 06710 | 3 | 8/22/2023  |
| 231 | 45    | Kenilworth Street   | 06710 | 1 | 9/5/2023   |
| 232 | 55    | Plaza Avenue        | 06710 | 3 | 9/13/2023  |
| 233 | 81    | Rose Street         | 06704 | 3 | 9/15/2023  |
| 234 | 1105  | North Main Street   | 06704 | 3 | 10/23/2023 |
| 235 | 91    | Englewood Avenue    | 06705 | 1 | 10/23/2023 |
| 236 | 52    | Wall Street         | 06705 | 1 | 10/25/2023 |
| 237 | 61    | Easton Avenue       | 06704 | 1 | 10/27/2023 |
| 238 | 689   | Cooke Street        | 06710 | 1 | 11/9/2023  |
| 239 | 74    | Columbia Boulevard  | 06710 | 1 | 11/8/2023  |
| 240 | 27    | Irion Street        | 06704 | 3 | 11/13/2023 |
| 241 | 24    | Avalon Circle       | 06710 | 1 | 11/15/2023 |
| 242 | 157   | Columbia Boulevard  | 06710 | 1 | 11/28/2023 |
| 243 | 40-42 | East Liberty Street | 06706 | 8 | 12/11/2023 |
| 244 | 41    | Hanover Street      | 06704 | 1 | 12/18/2023 |
| 245 | 23    | Euclid Avenue       | 06705 | 1 | 12/26/2023 |
| 246 | 68    | Wolcott Street      | 06705 | 3 | 12/26/2023 |
| 247 | 75    | Harker Avenue       | 06705 | 1 | 1/10/2024  |
| 248 | 88    | Delaware Avenue     | 06708 | 1 | 1/24/2024  |
| 249 | 22    | Holly Street        | 06706 | 1 | 2/2/2024   |
| 250 | 40    | Englewood Avenue    | 06705 | 3 | 2/2/2024   |
| 251 | 675   | South Main Street   | 06706 | 9 | 2/21/2024  |
| 252 | 34    | Irion Street        | 06702 | 3 | 2/26/2024  |
| 253 | 94    | Walnut Street       | 06704 | 2 | 2/29/2024  |
| 254 | 442   | Tudor Street        | 06704 | 1 | 3/6/2024   |

|     |      |                   |       |   |           |
|-----|------|-------------------|-------|---|-----------|
| 255 | 342  | Willow Street     | 06710 | 3 | 2/19/2024 |
| 256 | 332  | Berkley Avenue    | 06704 | 1 | 3/18/2024 |
| 257 | 29   | Glenbrook Avenue  | 06705 | 1 | 3/28/2024 |
| 258 | 229  | Robbins Street    | 06708 | 3 | 4/5/2024  |
| 259 | 17   | Poplar Place      | 06708 | 3 | 4/15/2024 |
| 260 | 166  | Woodtick Road     | 06705 | 2 | 4/15/2024 |
| 261 | 7    | Ash Street        | 06704 | 1 | 4/18/2024 |
| 262 | 709  | Watertown Avenue  | 06708 | 2 | 4/23/2024 |
| 263 | 27   | McDonald Avenue   | 06710 | 1 | 5/7/2024  |
| 264 | 30   | Sprague Street    | 06704 | 1 | 5/16/2024 |
| 265 | 16   | Byron Street      | 06704 | 2 | 5/17/2024 |
| 266 | 82   | Griggs Street     | 06704 | 3 | 6/21/2024 |
| 267 | 49   | Chapman Street    | 06710 | 2 | 7/1/2024  |
| 268 | 5    | Roseland Avenue   | 06710 | 1 | 7/2/2024  |
| 269 | 89   | Waterville Street | 06710 | 4 | 7/12/2024 |
| 270 | 387  | Willow Street     | 06710 | 6 | 7/22/2024 |
| 271 | 540  | Frost Road        | 06705 | 2 | 7/22/2024 |
| 272 | 26   | Saint Paul Street | 06704 | 3 | 7/30/2024 |
| 273 | 240  | Oak Street        | 06705 | 3 | 7/31/2024 |
| 274 | 1015 | West Main Street  | 06708 | 3 | 7/31/2024 |
| 275 | 228  | Grassy Hill Road  | 06704 | 1 | 8/5/2024  |
| 276 | 91   | Rose Street       | 06704 | 1 | 8/8/2024  |
| 277 | 33   | Sumac Street      | 06704 | 2 | 8/19/2024 |
| 278 | 52   | Farmington Avenue | 06710 | 1 | 8/27/2024 |
| 279 | 309  | Willow Street     | 06710 | 3 | 8/30/2024 |
| 280 | 33   | Tudor Street      | 06704 | 3 | 9/13/2024 |
| 281 | 70   | Fairview Street   | 06710 | 3 | 9/13/2024 |

# CD YR 49 Public Notices

## RepublicanAmerican

389 Meadow Street • Waterbury, CT 06702 • 1-800-992-3232

### Classified Advertising Proof

Account Number: 95823  
Order Number: RA0929428

2024 | Stop date: 11/27/2024  
Insertions: 1

NOTICE TO PUBLIC  
City of Waterbury Office of Community Development & Sustainable  
Development  
Community Development Year 49 (2023-2024)

The City of Waterbury Office of Community Development has completed the CD Year 49 (2023-2024) Consolidated Annual Performance and Evaluation Report (CAPER) - Community Development Block Grant, HOME Investment Partnerships, and Emergency Solutions Grant Programs. This report shows the actual results achieved in the program year in compliance with the Annual Plan. The City, in compliance with the 24 CFR Part 91.056(d)(1)(i)(3)(v), will have copies available on November 27, 2024 for all persons interested in viewing at the Office of Community Development, 185 Bank Street, online at [www.waterburyct.org](http://www.waterburyct.org), and in accordance with the City's Open Access Policy. Written comments will be accepted until 4:30 p.m. on December 15, 2024. The CAPER will be submitted to the U.S. Department of Housing and Urban Development (HUD) no later than December 20, 2024. The actual deadline is 11:59 p.m. on December 20, 2024 (90 days after the end of the program year). Citizens should contact: Office of Community Development, ATTN: John Soggin, Community Development Programs Specialist, 388 Bank Street, Room 101, Waterbury, CT 06702 or [jsoggin@waterburyct.org](mailto:jsoggin@waterburyct.org).

RA 11/27/24

Total Order Price: \$127.33

Please call or send an email by 3pm to approve or to make changes.

(No call back will result in your ad running as it appears on this proof.)

Advertisements placed on C'Jobs.com, AfterCollege.com and Recruitment Networks run for 30 days

Salesperson: Cindy | Printed on: 11/26/2024

Telephone: 203-574-3636 ext 1163 Fax: 203-754-0644



## Republican American Legal Notices

# PUBLIC NOTICE NOTICE OF PUBLIC HEARING

### PUBLIC NOTICE

### NOTICE OF PUBLIC HEARING

The City of Waterbury has proposed the following substantial amendment to the CD YR 49 (2023-2024) Community Development Block Grant (CDBG) Program Annual Action Plan. The amendment will provide supplemental funding for the PAL Branch Street Park & Splash Pad Project. The proposed amendment is as follows:

#### CD YR 49 Annual Action Plan:

Martin Luther King Park Improvements – Cancel activity for the purpose of reallocating funds in the amount of \$436,496;

PAL Branch Street Park & Splash Pad -- Create new PAL Branch Street Park & Splash Pad activity in the amount of \$436,496 (supplemental project funding).


In accordance with the Citizen Participation Plan, the change in use of grant funds from one eligible activity to another, the elimination of an activity originally described in the Annual Action Plan, and the addition of an activity not originally



described constitutes a Substantial Amendment to the Consolidated/Annual Action Plan. In addition, the major reprogramming of funds of more than 5% of the grant allocation or \$100,000, whichever is greater, also constitutes a Substantial Amendment.

The substantial amendments were presented to the Citizens Advisory Committee (CAC) for its review and approval. The CAC approved the amendments at a duly noticed meeting on December 13, 2023. A Public Hearing will be held on Tuesday, January 9, 2024, at 5:30 p.m., at the Office of Community Development, Meeting Room 118, 188 Bank Street, Waterbury, CT 06702, for the purpose of receiving public input on the proposed amendment.

A thirty (30) day public comment period will commence on December 17, 2023, and end on January 16, 2024. Comments may be submitted in writing to Chris Bandecchi, Director of Community Development, Office of Community Development, Room 115, 188 Bank Street, Waterbury, CT 06702; or by email to [cbandecchi@waterburyct.org](mailto:cbandecchi@waterburyct.org). R-A December 16, 2023

 / December 16, 2023 / Court  
Republican American Legal Notices / Proudly powered by WordPress




## Republican American Legal Notices

# SECOND NOTICE OF PUBLIC HEARING

### SECOND NOTICE OF PUBLIC HEARING

The City of Waterbury has proposed a substantial amendment to the CD YR 49 (2023-2024) Community Development Block Grant (CDBG) Program Annual Action Plan. The amendment will reallocate \$436,496 from the Martin Luther King Park Improvements project, and provide supplemental funding in the amount of \$436,496 for the PAL Branch Street Park & Splash Pad Project. The Citizens Advisory Committee (CAC) will hold a public hearing on Tuesday, January 9, 2024, at 5:30 p.m., at the Office of Community Development, Meeting Room 118, 188 Bank Street, Waterbury, CT 06702, for the purpose of receiving public input on the proposed amendment.

A thirty (30) day public comment period commenced on December 17, 2023, and will end on January 16, 2024. Comments may be submitted in writing to Chris Bandecchi, Director of Community Development, Office of Community Development, Room 115, 188 Bank Street, Waterbury, CT 06702; or by email to [cbandecchi@waterburyct.org](mailto:cbandecchi@waterburyct.org).  
R-A January 6, 2024

 / January 6, 2024 / Court





## Republican American Legal Notices

# NOTICE OF AVAILABILITY OF FUNDING NOTICE OF PUBLIC HEARING

### NOTICE OF AVAILABILITY OF FUNDING NOTICE OF PUBLIC HEARING

The City of Waterbury (City) is pleased to announce the availability of 2024-2025 CD YR 50 Community Development Block Grant funds. The City has not yet received notice of its allocations for the upcoming program year; and, per HUD's guidance, intends to use the current year allocations as the baseline for planning purposes. These amounts may increase or decrease depending upon the final federal approved budget. The 2023-2024 CD YR 49 allocations were as follows: \$2,133,069 (CDBG), \$186,749 Emergency Solutions Grant (ESG), and \$979,755 HOME Investment Partnerships Program (HOME). Program income is anticipated to be \$2,500 for HOME and \$14,000 for CDBG.

In accordance with the City of Waterbury's Citizen Participation Plan (CPP), there will be a Public Hearing to solicit citizen input on the needs of the community before the Citizen Advisory Committee (CAC) on Tuesday, February 13, 2024 at 5:30 p.m., Meeting Room #118, Office of Community Development, 188 Bank Street,

Waterbury, CT 06702.

Persons with a disability or non-English speaking who wish to participate should contact Nancy Allen at 203-346-3810 ext. 7274 or by email at [nallen@waterburyct.org](mailto:nallen@waterburyct.org) no later than February 6, 2024 to discuss how the City can accommodate their needs.

Those interested in applying for funds should request an application beginning on Friday, January 19, 2024 via the City's website on the Office of Community Development webpage, <https://www.waterburyct.org/services/community-development>, and submit their applications to the Office of Community Development, located at 188 Bank Street, Waterbury, no later than 3:00 p.m. on Friday, March 1, 2024. Upon receipt, the CAC will review the applications for consistency with CDBG eligibility guidelines (24 CFR 570.201) and the themes identified in the City's Consolidated Plan (2020-2024). As part of the review process, additional public meetings and a second public hearing will be held to receive public input.

National Objectives of the CDBG program are: (1) to benefit low- and moderate-income persons; (2) to eliminate slums and blight; and (3) to address urgent (emergency) needs. The City of Waterbury estimates that not less than 70% of its aggregate 2024-2025 CDBG funds will be used to meet the national objective of benefitting low- and moderate-income persons; in 2022-2023, 100% of its funds met this objective. The objective of the ESG program is to provide services to the homeless and at-risk of homelessness. The objective of the HOME program is to construct and/or rehabilitate housing for low- and moderate-income persons, and can also be used for Tenant-Based Rental Assistance (TBRA).

It is the stated policy of the City to avoid activities that result in displacement. In the unlikely event any activity funded by the CDBG program results in displacement, the City has adopted a Relocation Policy and is responsible for providing relocation assistance if CDBG funds were used for that purpose.

The Community Development Office will offer in-person technical assistance workshops to agencies/individuals wishing to apply for CDBG/ESG funding on Tuesday, February 6, 2024, from 10:00 - 11:00 a.m., and Wednesday, February 7, 2024 from 2:00 - 3:00 p.m. The sessions will be held at the Office of Community Development, Meeting Room #118, 188 Bank Street, Waterbury, CT 06702. To participate, you must register in advance online at <https://www.waterburyct.org/services/community-development>; or by contacting


Nancy Allen, Community Development Program Specialist, at (203) 346-3810 ext. 7274.

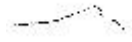
Funding applications for the HOME program are taken on an ongoing basis.

Information and technical assistance can be obtained by contacting Chris Bandecchi, Director of Community Development, at (203) 346-3810 ext. 7288; or by email at ;

[cbandecchi@waterburyct.org](mailto:cbandecchi@waterburyct.org).

R-A January 19, 2024

 / January 19, 2024 / Court  
Republican American Legal Notices / Proudly powered by WordPress



**Legals & Public Notices**

トヨタ自動車株式会社  
代表取締役  
トヨタ自動車株式会社代表取締役

The following are the 100 best-selling albums in the U.S. for the week ending May 14, 1994, according to Nielsen SoundScan. The chart is based on the number of copies sold in the week, plus an estimate of the number of copies sold in the week prior to the current week. The chart is based on the number of copies sold in the week, plus an estimate of the number of copies sold in the week prior to the current week. The chart is based on the number of copies sold in the week, plus an estimate of the number of copies sold in the week prior to the current week.

James is a member of the gay community, and his own idea of the "gay flag" is the one that he has adopted. He is a member of the gay community, and his own idea of the "gay flag" is the one that he has adopted. He is a member of the gay community, and his own idea of the "gay flag" is the one that he has adopted.

Michael, 46, is a tall, fit, non-Gothish musician who is in the middle of a short-term romance with a 20-year-old female singer-songwriter. He is a member of the band The Doves, and his bandmates are his two brothers and a friend. Michael is a member of the band The Doves, and his bandmates are his two brothers and a friend.

There is a lot of talk about the need to change the way we do things, but it is not always clear what that means. The Commission on the Future of Government has been set up to look at this. It will be made up of people from different parts of the government, and it will have to report back to the Prime Minister by the end of the year. The Commission will be looking at how we can make the government work better, and how we can make sure that we are getting the most out of our money. It will also be looking at how we can make sure that we are doing what we say we are going to do. The Commission will be a good example of how we can work together to make things better.

Michael DeLoe, Jr., of the University of California at Berkeley, has been awarded a 1996-1997 National Science Foundation Graduate Fellowship. DeLoe is currently a graduate student in the Department of Chemistry at the University of California at Berkeley. He is currently working on his thesis, "The Role of the Hydroxyl Radical in the Oxidation of Organic Compounds in the Atmosphere." He is also a member of the American Chemical Society and the American Meteorological Society.

In the second half of the 1990s, the U.S. economy was in a recession, and the federal government was cutting back on its spending. The U.S. economy was in a recession, and the federal government was cutting back on its spending.

[illegible]

January 2008  
February 2008  
March 2008  
April 2008  
May 2008  
June 2008  
July 2008  
August 2008  
September 2008  
October 2008  
November 2008  
December 2008

Random medications for the 1994 epidemic are being distributed to physicians and health-care providers in California by the following:  
 +Health Services Agency, 1500 Capitol Mall, Sacramento, CA 95833, Tel: 916/223-2100  
 +State of California, 1601 Capitol Mall, Sacramento, CA 95833, Tel: 916/223-2100

**◆ ◆ ◆ ◆ ◆**

born: May 10, 2023 10:31 am +GMT-5:00

Figure 10: 10/10/10

**NOTICE OF AVAILABILITY OF FUNDING  
NOTICE OF PUBLIC HEARING**

The City of Waterbury (City) is pleased to announce the availability of 2024-2025 CD YR 50 Community Development Block Grant funds. The City has not yet received notice of its allocations for the upcoming program year and, per HUD's guidance, intends to use the current year allocations as the baseline for planning purposes. These amounts may increase or decrease depending upon the final federal approved budget. The 2023-2024 CD YR 49 allocations were as follows: \$2,133,069 (CDBG), \$186,749 Emergency Solutions Grant (ESG), and \$979,755 HOME Investment Partnerships Program (HOME). Program income is anticipated to be \$2,500 for HOME and \$14,000 for CDBG.

In accordance with the City of Waterbury's Citizen Participation Plan (CPP), there will be a Public Hearing to solicit citizen input on the needs of the community before the Citizen Advisory Committee (CAC) on Tuesday, February 13, 2024 at 5:30 p.m. Meeting Room #118, Office of Community Development, 188 Bank Street, Waterbury, CT 06702.

Persons with a disability or non-English speaking who wish to participate should contact Nancy Allen at 203-346-3810 ext. 7274 or by email at [nallen@waterburyct.org](mailto:nallen@waterburyct.org) no later than February 6, 2024 to discuss how the City can accommodate their needs.

Those interested in applying for funds should request an application beginning on Friday, January 19, 2024 via the City's website on the Office of Community Development webpage, <https://www.waterburyct.org/services/community-development>, and submit their applications to the Office of Community Development, located at 188 Bank Street, Waterbury, no later than 3:00 p.m. on Friday, March 1, 2024. Upon receipt, the CAC will review the applications for consistency with CDBG eligibility guidelines (24 CFR 570.201) and the themes identified in the City's Consolidated Plan (2020-2024). As part of the review process, additional public meetings and a second public hearing will be held to receive public input.

National Objectives of the CDBG program are: (1) to benefit low- and moderate-income persons; (2) to eliminate slums and blight; and (3) to address urgent (emergency) needs. The City of Waterbury estimates that not less than 70% of its aggregate 2024-2025 CDBG funds will be used to meet the national objective of benefiting low- and moderate-income persons; in 2022-2023, 100% of its funds met this objective. The objective of the ESG program is to provide services to the homeless and at-risk of homelessness. The objective of the HOME program is to construct and/or rehabilitate housing for low- and moderate-income persons, and can also be used for Tenant-Based Rental Assistance (TBRA).

It is the stated policy of the City to avoid activities that result in displacement. In the unlikely event any activity funded by the CDBG program results in displacement, the City has adopted a Relocation Policy and is responsible for providing relocation assistance if CDBG funds were used for that purpose.

The Community Development Office will offer in-person technical assistance workshops to agencies/individuals wishing to apply for CDBG/ESG funding on Tuesday, February 6, 2024,



from 10:00 -11:00 a.m., and Wednesday, February 7, 2024 from 2:00 - 3:00 p.m. The sessions will be held at the Office of Community Development, Meeting Room #118, 188 Bank Street, Waterbury, CT 06702. To participate, you must register in advance online at <https://www.waterburyct.org/services/community-development/>; or by contacting Nancy Allen, Community Development Program Specialist, at (203) 346-3810 ext. 7274.

Funding applications for the HOME program are taken on an ongoing basis. Information and technical assistance can be obtained by contacting Chris Bandecchi, Director of Community Development, at (203) 346-3810 ext. 7288; or by email at [cbandecchi@waterburyct.org](mailto:cbandecchi@waterburyct.org).

R-A January 19, 2024

# **WATERBURY HOME IMPROVEMENT PROGRAM**

## **NOTICE OF AVAILABILITY OF FUNDING AND PUBLIC LOTTERY WATERBURY HOME IMPROVEMENT PROGRAM**

The City of Waterbury is pleased to announce the availability of \$300,000 in HOME Investment Partnerships Program (HOME) funds for a new program, the Waterbury HOME Investment Program (WHIP). Program funds will be used to help eligible homeowners, who are selected for a grant, carry out affordable and essential housing rehabilitation. The initiative will be administered by the Office of Community Development.

The WHIP initiative is intended to assist in preserving the City's housing stock and contributing to the overall revitalization of Waterbury neighborhoods. The program will provide deferred, forgivable loans for rehabilitation costs up to \$30,000 per unit for homeowners who wish to make essential improvements to their property that may otherwise be cost prohibitive, thereby increasing the supply of safe, decent, desirable, and affordable housing.

In order to be eligible for the program, residents must meet certain eligibility requirements, including:

The applicant must own the home, and it must be their principal residence;

The applicant's total household income must not exceed 80% area median income;

After rehabilitation value must not exceed 95% area median purchase price;

The property must meet all applicable state and local codes, ordinances, and standards;

The property type must be eligible under the program guidelines, single-family, single-unit; and

# **CITY OF WATERBURY WATERBURY ZONING BOARD OF APPEALS NOTICE OF ACTION**


CITY OF WATERBURY  
WATERBURY ZONING BOARD OF APPEALS  
NOTICE OF ACTION

Public Notice as provided under Connecticut General Statutes is herewith given of the Official Action and Decision of the Zoning Board of Appeals of the City of Waterbury at a regular meeting held on January 17, 2024.

1. PL2023-0344 Variance from §5.06.07 RO District Total Side Yard & §4.09 – Master Development Standards Table to allow a 3.51’ total side yard for the installation of second floor egress stairs.; and from §5.06.08 RO District Minimum Side Yard & §4.09 – Master Development Standards Table to allow a 1.33’ minimum side yard for the installation of second floor egress stairs. Applicant: Avi Berger –

APPROVED.

ATTEST:  
Clifford C. Brammer III  
Assistant City Planner  
R-A-January 26, 2024

 / January 26, 2024 / Court

## **NOTICE OF AVAILABILITY OF FUNDING AND PUBLIC LOTTERY**

The applicant must be current on taxes and other obligations to the City.

The application period will open on Friday, January 26, 2024.

Applications will be available online at

[www.waterburyct.org/whip](http://www.waterburyct.org/whip)

, and at the Office of Community Development, 188 Bank Street, Waterbury, CT 06702. Pre-applications must be completed and submitted to the Office of Community Development no later than 3:00 p.m. on Monday, April 8, 2024. Upon submission of a pre-application, Community Development staff will review the application for eligibility. Applicants will be notified of their eligibility for the program.

Notice of Public Lottery: On Tuesday, April 16, 2024, at 5:30 p.m., the Citizens Advisory Committee (CAC) will hold a public lottery at their regular public meeting at 188 Bank Street, Room 118, Waterbury, CT 06702. Persons with a disability or non-English speaking who wish to participate should contact Ivelise Ortiz at 203-346-3810 ext. 7282, or by email at [iortiz@waterburyct.org](mailto:iortiz@waterburyct.org) no later than April 8, 2024, to discuss how the City can accommodate their needs.

The Office of Community Development Housing Assistance Programs Division will offer in-person technical assistance and informational workshops to individuals wishing to apply for WHIP funding on Wednesday, February 21, 2024, from 10:00 -11:00 a.m.; and Wednesday, February 28, 2024 from 2:00 – 3:00 p.m. The sessions will be held at the Office of Community Development, Room 118, 188 Bank Street, Waterbury, CT 06702. To participate, you must register in advance online at [www.waterburyct.org/whip](http://www.waterburyct.org/whip); or by contacting Ivelise Ortiz, Community Development Program Specialist, at (203) 346-3810 ext. 7282. Attendance is not mandatory. Additional program information and technical assistance can be obtained by contacting the Office of Community Development at (203) 346-3810.

R-A- January 26, 2024

5 / January 26, 2024 / Court

Republican American Legal Notices / Proudly powered by WordPress



## Republican American Legal Notices

---

**Town: WATERBURY CT**

# **SECOND NOTICE OF PUBLIC HEARING 2024-2025 CITY OF WATERBURY ANNUAL**

### **SECOND NOTICE OF PUBLIC HEARING 2024-2025 CITY OF WATERBURY ANNUAL ACTION PLAN**


In accordance with the City of Waterbury's Citizen Participation Plan (CPP), there will be a Public Hearing to solicit citizen input on the needs of the community before the Citizen Advisory Committee (CAC) on Tuesday, February 13, 2024 at 5:30 p.m., Meeting Room #118, Office of Community Development, 188 Bank Street, Waterbury, CT 06702.

Persons with a disability or non-English speaking who wish to participate should contact Nancy Allen at 203-346-3810 ext. 7274 or by email at [nallen@waterburyct.org](mailto:nallen@waterburyct.org) no later than February 6, 2024 to discuss how the City can accommodate their needs.

The City of Waterbury has not yet received notice of its allocations for the upcoming program year; and, per HUD's guidance, intends to use the current year allocations as the baseline for planning purposes. These amounts may increase or decrease depending upon the final federal approved budget. The 2023-2024 CD YR 49 allocations were as follows: \$2,133,069 (CDBG), \$186,749 Emergency Solutions Grant (ESG), and \$979,755 HOME Investment Partnerships Program (HOME). Program income is anticipated to be \$2,500 for HOME and \$14,000 for CDBG. The Program Year for FY 2024 (CD YR 50) commences October 1, 2024, and ends on September 30, 2025.

Questions regarding the City's CDBG, HOME, and ESG or the 2024 planning process may be directed to Chris Bandecchi, Director of Community Development, at (203) 346-3810 ext. 7288; or by email at [cbandecchi@waterburyct.org](mailto:cbandecchi@waterburyct.org). More information about the City's program and CD YR 50 application process is available online at [www.waterburyct.org/services/community-development](http://www.waterburyct.org/services/community-development).

R-A February 1, 2024

 / February 1, 2024 / Court

Republican American Legal Notices / Proudly powered by WordPress

## Legals/ Public Notices

2023 WATERBURY  
HEARD  
2023 02/07/23 Waterbury  
New England

In accordance with the City of Waterbury's Citizen Participation Plan, the following Public Hearing is scheduled to be held in order to solicit citizen input on the needs of the community before the Citizen Advisory Committee (CAC) on Thursday, February 16, 2023 at 5:30 pm, Veterans Memorial Hall, Waterbury City Hall, 255 Grand Street, Waterbury, CT 06703.

The City has not yet received notice of its allocation for the upcoming program year and, per HUD regulations, intends to use the current year allocations as the baseline for allocation purposes. These amounts may increase or decrease depending upon the final federal allocations budget. The 2022-2023 current allocations were as follows: \$2,124,813 (HOME), \$127,280 (ESF), and \$1,147,500 (HOME). Program income is anticipated to be \$2,500 for HOME and \$14,000 for ESF. The program year for 2023 (FY 23) commences October 1, 2023, and ends on September 30, 2024.

Persons with a disability or non-English speaking who wish to participate should contact Nancy Allen at 203-546-3800 ext. 7274 or by email at [nallen@waterburyct.org](mailto:nallen@waterburyct.org) no later than February 13, 2023 to discuss how the City can accommodate their needs.

Questions regarding the City's 2023, HOME, and ESF or the 2023 grant process may be directed to Director Saunders, Community Development Grants Director, at 255 Grand Street, Room 620, Waterbury, CT 06702, identified by email at [csaunders@waterburyct.org](mailto:csaunders@waterburyct.org), or by contacting the Office of Community Development at (203) 747-3810. More information about the City's program and HUD 40 application process is available online at [www.waterburyct.org/savvas/community-development](http://www.waterburyct.org/savvas/community-development).

2-6 February 10, 2023



## Republican American Legal Notices

# NOTICE OF RESCHEDULED PUBLIC HEARING 2024-2025 CITY OF WATERBURY ANNUAL

### NOTICE OF RESCHEDULED PUBLIC HEARING 2024-2025 CITY OF WATERBURY ANNUAL ACTION PLAN

In accordance with the City of Waterbury's Citizen Participation Plan (CPP), there will be a Public Hearing to solicit citizen input on the needs of the community before the Citizen Advisory Committee (CAC) on Tuesday, March 5, 2024 at 5:30 p.m., Meeting Room #118, Office of Community Development, 188 Bank Street, Waterbury, CT 06702. In the event of inclement weather, the Public Hearing will be held at the same location and time on Wednesday, March 6, 2024.

Persons with a disability or non-English speaking who wish to participate should contact Nancy Allen at 203-346-3810 ext. 7274 or by email at [nallen@waterburyct.org](mailto:nallen@waterburyct.org) no later than February 27, 2024 to discuss how the City can accommodate their needs.

R-A February 15, 2024

④ / April 8, 2024 / Court







## Republican American Legal Notices

# SECOND NOTICE OF RESCHEDULED PUBLIC HEARING 2024-2025 CITY OF WATERBURY ANNUAL

### SECOND NOTICE OF RESCHEDULED PUBLIC HEARING 2024-2025 CITY OF WATERBURY ANNUAL ACTION PLAN

In accordance with the City of Waterbury's Citizen Participation Plan (CPP), there will be a Public Hearing to solicit citizen input on the needs of the community before the Citizen Advisory Committee (CAC) on Tuesday, March 5, 2024 at 5:30 p.m., Meeting Room #118, Office of Community Development, 188 Bank Street, Waterbury, CT 06702. In the event of inclement weather, the Public Hearing will be held at the same location and time on Wednesday, March 6, 2024.

Persons with a disability or non-English speaking who wish to participate should contact Nancy Allen at 203-346-3810 ext. 7274 or by email at [nallen@waterburyct.org](mailto:nallen@waterburyct.org) no later than Monday, March 4, 2024 to discuss how the City can accommodate their needs.

R-A March 2, 2024

13 / April 2, 2024 / Court



## Legals/ Public Notices

### LEGAL NOTICE TOWN OF WOLCOTT

#### ZONING BOARD OF APPEALS

The Wolcott Zoning Board of Appeals hereby gives notice of a Public Hearing to be held on Wednesday, MARCH 13, 2024, at 6:00 p.m. in the Town Council Chambers of the Wolcott Town Hall, 10 Kenee Ave., Wolcott, CT, to hear the following: **APPEAL #1976** - Appellant: Patrick Lertz; Owner: Petro Pat, LLC. Regarding Property Located at 685 Wolcott Road, Wolcott, CT 06716. MAP ID: 134/1/191: Zoning application denied to replace canopy over gas pumps per section 25.4.11 of the Wolcott Zoning Regulations which stipulate that the street line setback from Route 69 shall be 80' from the centerline. Appellant seeking a variance to allow for an increase of an additional 344 square feet of new canopy within the 80' required setback.

Dated at Wolcott, Connecticut this 28th Day of February 2024.  
Kenneth Barnes, Chairman  
WOLCOTT ZONING  
BOARD OF APPEALS  
R-A 2/28 & 3/6/2024

## Legals/ Public Notices

### NOTICE CD YR 50 CDBG & ESG APPLICATION DEADLINE EXTENDED

The City of Waterbury (City) has extended the deadline for its CD YR 50 (2024-2025) Community Development Block Grant (CDBG) and Emergency Solutions Grant (ESG) applications to no later than 3:00 p.m. on Monday, March 11, 2024.

Those interested in applying for funds should request an application via the City's website on the Office of Community Development webpage, <https://www.waterburyct.org/services/community-development>, and submit their applications to the Office of Community Development, located at 188 Bank Street, Waterbury.

Information and technical assistance can be obtained by contacting the Office of Community Development at (203) 346-3810.

R-A March 6, 2024

---

Notice of Public Sale

---

## Legals/ Public Notices

### SECOND NOTICE OF AVAILABILITY OF FUNDS AND PUBLIC NOTICE WATERBURY HOME IMPROVEMENT PROGRAM

The City of Waterbury has announced the availability of \$100,000 in HOME Investment Partnerships Program (HOME) funds for the Waterbury HOME Improvement Program (WHIP). Program funds will be used to help eligible homeowners who are classified for a group carry out affordable and essential home improvement. This initiative will be administered by the Office of Community Development and is intended to assist in preserving the City's housing stock and contribute to the overall revitalization of our homes and neighborhoods. Deferred, rentable loans of up to \$10,000 for essential improvements and repairs are being offered.

The application period is open and pre-applications are available online at [www.waterburyct.org/whip](http://www.waterburyct.org/whip) and at the Office of Community Development, 156 Bank Street, Waterbury, CT 06702. Pre-applications must be completed and submitted to the Office of Community Development no later than 11:59pm on Monday, April 8, 2024. Applicants will be notified of their eligibility based on income and other factors. More information on the program is available at [www.waterburyct.org/whip](http://www.waterburyct.org/whip) or by calling (203) 349-3810.

**Notice of Public Hearing** on Tuesday, April 16, 2024 at 5:30 a.m., the Citizens Advisory Committee (CAC) will hold a public hearing at Waterbury City Hall, Veterans Memorial Hall, and Room 225 Grand Street, Waterbury, CT 06702. Written public comments will be solicited for participation in the WHIP program. Persons with a disability or non-English speaking who wish to participate should contact the Office at (203) 349-3810 ext. 2262, or by email at [whip@waterburyct.org](mailto:whip@waterburyct.org) no later than April 8, 2024, to discuss how the City can accommodate their needs.

Additional program information and technical assistance can be obtained by contacting the Office of Community Development at (203) 349-3810.

W-24-0012, 2024

## Legals/ Public Notices

**PURCHASE AUTHORITY**

Form 0000-0000-0000-0000



**SECOND NOTICE OF PUBLIC HEARING**  
**PROPOSED 2025-2029 CITY OF WINDSOR ANNUAL ACTION PLAN**

In accordance with the City of Windsor's Citizen Participation Plan, the Citizens Advisory Committee (CAC) will hold a Public Hearing on Tuesday, April 16, 2024, at 5:30 PM, at City Hall, Veterans Memorial Hall, 2nd Floor, 255 Grand Street, for the purpose of seeking public input on the City's proposed 2025-2029 Annual Action Plan.

The Annual Action Plan delineates proposed activities to be funded under the U.S. Department of Housing and Urban Development's (HUD) Community Development Block Grant (CDBG), Community Emergency Solutions Grant (CESG) program, and HOME Investment Partnerships (HOME) program. HUD has not yet identified the City of Windsor's locations for the upcoming program year. Accordingly, development and shift of the plan was carried out using the following estimated funding amounts based on the 2023-2024 CDBG allocations: \$2,199,000 (CDBG), \$186,744 (CESG), and \$275,755 (HOME). Program income is anticipated to be \$2,500 for HOME and \$1,000 for CDBG. Further, in accordance with HUD guidance and requirements under Notice CDB-24-61, the City has included form language provision language in the 2025-2029 Plan which explains how the proposed plan will be adjusted in case of any allocations are received.

Windsor Veterans Hall is handicapped accessible. The City will provide the physical and assistance for non-English speaking, hearing-impaired, or disabled residents upon receiving a request at least four (4) days prior to this hearing date. Contact Mary Ellen at 203-346-3810 ext. 2204 or by email at [maryellen@windsor.ca](mailto:maryellen@windsor.ca). All interested residents are encouraged to participate.

A thirty (30) day public comment period commences on April 1, 2024, and will end May 1, 2024. Drafts of the proposed plan will be available for public review at the Silver Spring Library, 267 Grand Street, the City Clerk's Office, 245 Grand Street, and the Office of Community Development, 188 Bank Street. The Plan is also available on the City of Windsor website at [www.windsor.ca/government/community-development](http://www.windsor.ca/government/community-development).

Written comments regarding the draft plan may be submitted to the attention of Christine Bariletti, Director of Community Development, Office of Community Development, 188 Bank Street, Room 2.5, Windsor, ON N9B 1G2 or by email to [christine@windsor.ca](mailto:christine@windsor.ca).

11-4 April 8, 2024

**SECOND NOTICE OF PUBLIC HEARING  
PROPOSED 2023-2024 CD YSA#43 ANNUAL ACTION PLAN**

In accordance with the City of Webster's Citizen Participation Plan, the Citizen Advisory Committee (CAC) will hold a Public Hearing on Tuesday, April 18, 2023, at 6:30 PM at City Hall, Webster Municipal Hall, 2nd Floor, 235 Grand Street for the purpose of receiving public input on the City's proposed CD YR 43 (2023-2024) Annual Action Plan.

The Annual Action Plan delineates proposed activities to be funded under the U.S. Department of Housing and Urban Development's (HUD) Community Development Block Grant (CDBG) program, Emergency Solutions Grant (ESG) program, and HOME Investment Partnerships (HOME) program. HUD notified the City of its allocations for the upcoming program year on July 15, 2022. The 2023-2024 CD YR 43 allocations are as follows: \$3,100,000 (CDBG), \$106,788 (ESG), and \$975,751 (HOME). Program priorities are allocated to \$282,900 for HOME and \$14,900 for ESG.

Written comments will be accepted on the plan. The City will provide information and assistance for non-English speaking, hearing impaired, or disabled residents upon receiving a request at least three (3) business days prior to the hearing date. Contact Nancy Allen at 508-345-3810 ext. 7274 or by email at [nallen@websterma.org](mailto:nallen@websterma.org). All interested persons are encouraged to participate.

A thirty (30) day public comment period commenced on March 31, 2023, and will end May 1, 2023. Drafts of the proposed plan are available for public review at the StreetSmart Library, 267 Brant Street, the City Clerk's Office, 235 Grand Street and the Office of Community Development, 235 Grand Street. The plan is also available in the City of Webster's website at [www.websterma.org](http://www.websterma.org) under the community development link.

Written comments regarding the draft plan may be submitted to the attention of Christopher Ruppert, Community Development Director, Office of Community Development, City Hall, 235 Grand Street, Room 609, Webster, MA 01972, or by email to [chruppert@websterma.org](mailto:chruppert@websterma.org).

RA April 11, 2023





## Republican American Legal Notices

# NOTICE TO PUBLIC City of Waterbury Consolidated Annual Performance & Evaluation

### NOTICE TO PUBLIC

City of Waterbury

Consolidated Annual Performance & Evaluation Report (CAPER)


Community Development Year 48 (2022-2023)

The City of Waterbury Office of Community Development has completed the CD Year 48 (2022-2023) Consolidated Annual Performance and Evaluation Report (CAPER) – Community Development Block Grant, HOME Investment Partnerships, and Emergency Solutions Grant Programs. This report shows the actual activity done within the program year in comparison to the Annual Plan. The City, in compliance with 24 CFR Part 91.105(d) and 91.520, will have copies available on November 30, 2023 for citizen participation viewing at the Office of Community Development, 188 Bank Street; online at [www.waterburyct.org](http://www.waterburyct.org); and in accordance with the City's Citizen Participation Plan. Written comments will be considered until 4:30 p.m. on December 18, 2023. The CAPER will be submitted to the U.S. Department of Housing and Urban Development (HUD) on or about December 22, 2023; the actual deadline

to HUD is December 29, 2023 (90 days after the end of the program year). Citizens should contact: Office of Community Development, ATTN: Chris Bandecchi, Director of Community Development, 188 Bank Street, Room 115, Waterbury, CT 06702; or

[cbandecchi@waterburyct.org](mailto:cbandecchi@waterburyct.org).

R-A-11-29-2023

 / November 29, 2023 / Court

Republican American Legal Notices / Proudly powered by WordPress



**Republican American Legal Notices**

## **NOTICE TO PUBLIC City of Waterbury Consolidated Annual Performance & Evaluation**

### **NOTICE TO PUBLIC**

**City of Waterbury**

**Consolidated Annual Performance & Evaluation Report (CAPER)**

**Community Development Year 48 (2022-2023)**

The City of Waterbury Office of Community Development has completed the CY Year 48 (2022-2023) Consolidated Annual Performance and Evaluation Report (CAPER) – Community Development Block Grant, HOME Investment Partnerships, and Emergency Solutions Grant Programs. This report shows the actual activity done within the program year in comparison to the Annual Plan. The City, in compliance with 24 CFR Part 91.105(d) and 91.520, will have copies available on November 30, 2023 for citizen participation viewing at the Office of Community Development, 188 Bank Street; online at [www.waterburyct.org](http://www.waterburyct.org); and in accordance with the City's Citizen Participation Plan. Written comments will be considered until 4:30 p.m. on December 18, 2023. The CAPER will be submitted to the U.S. Department of Housing and Urban Development (HUD) on or about December 22, 2023; the actual deadline to HUD is December 29, 2023 (90 days after the end of the program year). Citizens should contact: Office of Community Development, ATTN: Chris Sandecchi, Director of Community Development, 188 Bank Street, Room 115, Waterbury, CT 06702; or

[csandecchi@waterburyct.org](mailto:csandecchi@waterburyct.org).

R-A-11-29-2023

City of Waterbury 11/29/2023 11:09 AM

Republican American Legal Notices / Proudly powered by WordPress

OMB Control No: 2506-0117 (exp. 09/30/2021)

☒

### Accomplishments Associated With a Single Strategic Plan Goal

216



Date: 11/18/2024  
Time: 9:33 AM  
Page: 3

U.S. Department of Housing and Urban Development  
Office of Community Planning and Development  
Integrated Disbursement and Information System  
**On Plan Goals and Accomplishments**  
WATERBURY, 2023



|   |              |              |                    |            |                |   |
|---|--------------|--------------|--------------------|------------|----------------|---|
| U.S. DEPARTMENT OF HOUSING AND URBAN DEVELOPMENT<br>OFFICE OF COMMUNITY PLANNING AND DEVELOPMENT<br>PRE-1-HUT Grants and Program Income |              |              |                    |            |                | DATE: 11/19/2024<br>TIME: 9:24:52 AM<br>PAGE: 132 |
| IDIS  |              |              |                    |            |                |   |
| Program   | Fund Type    | Grantee Name | Grantee State Code | Grant Year | Grant Number   | Authorized Amount                                 |
| C369  | EN           | WATERBURY    | CT                 | 1980       | E90AC00016     | \$2,359,000.00                                    |
|   |              |              |                    | 1981       | E90AC00016     | \$1,351,000.00                                    |
|   |              |              |                    | 1982       | E90AC00016     | \$2,158,000.00                                    |
|   |              |              |                    | 1983       | E90AC00016     | \$2,170,000.00                                    |
|   |              |              |                    | 1984       | E90AC00016     | \$2,359,000.00                                    |
|   |              |              |                    | 1985       | D38AC00016     | \$2,401,000.00                                    |
|   |              |              |                    | 1986       | D98AC00016     | \$2,440,000.00                                    |
|   |              |              |                    | 1987       | D97AC00016     | \$2,453,000.00                                    |
|   |              |              |                    | 1988       | D98AC00016     | \$2,440,000.00                                    |
|   |              |              |                    | 1989       | D98AC00016     | \$2,415,000.00                                    |
|   |              |              |                    | 2000       | B00AC00010     | \$3,744,000.00                                    |
|   |              |              |                    | 2001       | B01AC00010     | \$2,839,000.00                                    |
|   |              |              |                    | 2002       | B02AC00010     | \$2,839,000.00                                    |
|   |              |              |                    | 2003       | B03AC00010     | \$2,752,000.00                                    |
|   |              |              |                    | 2004       | B04AC00010     | \$2,715,000.00                                    |
|   |              |              |                    | 2005       | B05AC00010     | \$2,550,000.00                                    |
|   |              |              |                    | 2006       | B06AC00010     | \$2,208,000.00                                    |
|   |              |              |                    | 2007       | B07AC00010     | \$2,215,000.00                                    |
|   |              |              |                    | 2008       | B08AC00010     | \$2,211,000.00                                    |
|   |              |              |                    | 2009       | B09AC00010     | \$2,202,000.00                                    |
|   |              |              |                    | 2010       | B10AC00010     | \$2,481,000.00                                    |
|   |              |              |                    | 2011       | B11AC00010     | \$2,270,000.00                                    |
|   |              |              |                    | 2012       | B12AC00010     | \$1,570,000.00                                    |
|   |              |              |                    | 2013       | B13AC00010     | \$1,981,000.00                                    |
|   |              |              |                    | 2014       | D14AC00010     | \$1,914,000.00                                    |
|   |              |              |                    | 2015       | D15AC00010     | \$1,940,000.00                                    |
|   |              |              |                    | 2016       | D16AC00010     | \$1,911,000.00                                    |
|   |              |              |                    | 2017       | D17AC00010     | \$1,934,000.00                                    |
|   |              |              |                    | 2018       | D18AC00010     | \$2,140,000.00                                    |
|   |              |              |                    | 2019       | D19AC00010     | \$2,126,000.00                                    |
|   |              |              |                    | 2020       | E20AC00010     | \$2,208,000.00                                    |
|   |              |              |                    | 2021       | E21AC00010     | \$2,208,000.00                                    |
|   |              |              |                    | 2022       | E22AC00010     | \$2,124,000.00                                    |
|   |              |              |                    | 2023       | E23AC00010     | \$2,133,000.00                                    |
|   |              |              |                    | 2024       | E24AC00010     | \$2,183,000.00                                    |
|   |              |              |                    |            | WATERBURY Sub: | \$84,272,862.00                                   |
|   |              |              |                    |            |                | \$84,272,862.00                                   |
| SL  | EN Subtotal: | WATERBURY    | CT                 | 1980       | E90AC00016     | \$13,000,000.00                                   |
|   |              |              |                    |            | WATERBURY Sub: | \$13,000,000.00                                   |
|   |              |              |                    |            |                | \$13,000,000.00                                   |
| PI  | SL Subtotal: | WATERBURY    | CT                 | 1980       | H00AC00016     | \$0.00  |
|   |              |              |                    | 1981       | H01AC00016     | \$821,848.85                                      |
|   |              |              |                    | 1982       | H02AC00016     | \$2,321,000.00                                    |
|   |              |              |                    | 1983       | H03AC00016     | \$2,018,000.00                                    |
|   |              |              |                    | 2001       | H04AC00016     | \$2,168,000.00                                    |
|   |              |              |                    | 2002       | H05AC00016     | \$2,420,000.00                                    |
|   |              |              |                    | 2003       | H06AC00016     | \$2,181,000.00                                    |
|   |              |              |                    | 2004       | H07AC00016     | \$2,083,333.34                                    |
|   |              |              |                    | 2005       | H08AC00016     | \$2,421,000.00                                    |
|   |              |              |                    | 2006       | H09AC00016     | \$196,778.35                                      |

DATE: 11/19/2024  
TIME: 9:34:52 AM  
PAGE: 2/32

[illegible]



U.S. DEPARTMENT OF HOUSING AND  
URBAN DEVELOPMENT  
OFFICE OF COMMUNITY PLANNING AND  
DEVELOPMENT  
PH01 - HUD Grants and Program Income

DATE: 11/19/2021  
TIME: 10:57 AM  
PAGE: 350

| IDIS | Program | Fund Type | Grantee Name | Grantee State Code | Grant Year      | Grant Number | Amount Committed to Activities |
|------|---------|-----------|--------------|--------------------|-----------------|--------------|--------------------------------|
| CDDS | EN      | WATERBURY | CT           | 131                | 1989            | D09H200010   | \$2,400,000.00                 |
|      |         |           |              |                    | 1990            | D09H200010   | \$1,311,000.00                 |
|      |         |           |              |                    | 1991            | D09H200010   | \$2,118,000.00                 |
|      |         |           |              |                    | 1992            | D09H200010   | \$2,176,000.00                 |
|      |         |           |              |                    | 1993            | D09H200010   | \$2,368,000.00                 |
|      |         |           |              |                    | 1994            | D09H200010   | \$2,227,000.00                 |
|      |         |           |              |                    | 1995            | D09H200010   | \$2,878,000.00                 |
|      |         |           |              |                    | 1996            | D09H200010   | \$2,843,000.00                 |
|      |         |           |              |                    | 1997            | D09H200010   | \$2,855,000.00                 |
|      |         |           |              |                    | 1998            | D09H200010   | \$2,889,000.00                 |
|      |         |           |              |                    | 1999            | D09H200010   | \$2,713,000.00                 |
|      |         |           |              |                    | 2000            | D09H200010   | \$2,744,000.00                 |
|      |         |           |              |                    | 2001            | D09H200010   | \$2,891,000.00                 |
|      |         |           |              |                    | 2002            | D09H200010   | \$2,896,000.00                 |
|      |         |           |              |                    | 2003            | D09H200010   | \$2,752,000.00                 |
|      |         |           |              |                    | 2004            | D09H200010   | \$2,713,000.00                 |
|      |         |           |              |                    | 2005            | D09H200010   | \$2,623,185.00                 |
|      |         |           |              |                    | 2006            | D09H200010   | \$2,606,565.00                 |
|      |         |           |              |                    | 2007            | D09H200010   | \$2,515,000.00                 |
|      |         |           |              |                    | 2008            | D09H200010   | \$2,541,979.00                 |
|      |         |           |              |                    | 2009            | D09H200010   | \$2,582,234.00                 |
|      |         |           |              |                    | 2010            | D09H200010   | \$2,431,838.00                 |
|      |         |           |              |                    | 2011            | D09H200010   | \$2,779,288.00                 |
|      |         |           |              |                    | 2012            | D09H200010   | \$1,878,000.00                 |
|      |         |           |              |                    | 2013            | D09H200010   | \$1,696,517.00                 |
|      |         |           |              |                    | 2014            | D09H200010   | \$1,513,911.00                 |
|      |         |           |              |                    | 2015            | D09H200010   | \$1,338,831.00                 |
|      |         |           |              |                    | 2016            | D09H200010   | \$1,817,180.00                 |
|      |         |           |              |                    | 2017            | D09H200010   | \$1,365,997.00                 |
|      |         |           |              |                    | 2018            | D09H200010   | \$1,318,398.12                 |
|      |         |           |              |                    | 2019            | D09H200010   | \$2,125,160.00                 |
|      |         |           |              |                    | 2020            | D09H200010   | \$2,198,498.00                 |
|      |         |           |              |                    | 2021            | D09H200010   | \$2,175,414.89                 |
|      |         |           |              |                    | 2022            | D09H200010   | \$1,744,460.25                 |
|      |         |           |              |                    | 2023            | D09H200010   | \$1,250,900.00                 |
|      |         |           |              |                    | 2024            | D09H200010   | \$1,000.00                     |
|      |         |           |              |                    | WATERBURY Subt: |              | \$68,498,160.05                |
|      |         |           |              |                    |                 |              | \$68,498,160.05                |
|      |         |           |              |                    |                 |              | \$0.00                         |
|      |         |           |              |                    |                 |              | \$0.00                         |
| PI   | EN      | WATERBURY | CT           | 131                | 1991            | D09H200010   | \$0.00                         |
|      |         |           |              |                    | WATERBURY Subt: |              | \$0.00                         |
|      |         |           |              |                    |                 |              | \$0.00                         |
|      |         |           |              |                    | 1990            | D09H200010   | \$0.00                         |
|      |         |           |              |                    | 1991            | D09H200010   | \$0.00                         |
|      |         |           |              |                    | 1992            | D09H200010   | \$0.00                         |
|      |         |           |              |                    | 1993            | D09H200010   | \$0.00                         |
|      |         |           |              |                    | 1994            | D09H200010   | \$0.00                         |
|      |         |           |              |                    | 1995            | D09H200010   | \$0.00                         |
|      |         |           |              |                    | 1996            | D09H200010   | \$0.00                         |
| PI   | EN      | WATERBURY | CT           | 131                | 1997            | D09H200010   | \$0.00                         |
|      |         |           |              |                    | 1998            | D09H200010   | \$0.00                         |
|      |         |           |              |                    | 1999            | D09H200010   | \$0.00                         |
|      |         |           |              |                    | 2000            | D09H200010   | \$0.00                         |
|      |         |           |              |                    | 2001            | D09H200010   | \$0.00                         |
|      |         |           |              |                    | 2002            | D09H200010   | \$0.00                         |
|      |         |           |              |                    | 2003            | D09H200010   | \$0.00                         |
|      |         |           |              |                    | 2004            | D09H200010   | \$0.00                         |
|      |         |           |              |                    | 2005            | D09H200010   | \$0.00                         |
|      |         |           |              |                    | 2006            | D09H200010   | \$0.00                         |

U.S. DEPARTMENT OF HOUSING AND  
URBAN DEVELOPMENT  
OFFICE OF COMMUNITY PLANNING AND  
DEVELOPMENT  
FY201 - HUD Grants and Program Income

11/16/2024  
9:34:32 AM  
PAGE 432

| ID/IS | Program | Fund Type | Grantee Name | Grantee State Code | Grant Year      | Grant Number | Net Drawn Amount |
|-------|---------|-----------|--------------|--------------------|-----------------|--------------|------------------|
|       | CEBU    | EN        | WATERBURY    | CT                 | 1988            | B83MC090018  | \$2,096,000.00   |
|       |         |           |              |                    | 1989            | B93MC090018  | \$1,361,000.00   |
|       |         |           |              |                    | 1991            | B91MC090018  | \$2,158,000.00   |
|       |         |           |              |                    | 1992            | B92MC090018  | \$2,178,000.00   |
|       |         |           |              |                    | 1993            | B93MC090018  | \$2,333,000.00   |
|       |         |           |              |                    | 1994            | B94MC090018  | \$2,821,042.00   |
|       |         |           |              |                    | 1995            | B95MC090018  | \$2,879,000.00   |
|       |         |           |              |                    | 1996            | B96MC090018  | \$2,896,000.00   |
|       |         |           |              |                    | 1997            | B97MC090018  | \$2,896,000.00   |
|       |         |           |              |                    | 1998            | B98MC090018  | \$2,998,000.00   |
|       |         |           |              |                    | 1999            | B99MC090018  | \$2,912,000.00   |
|       |         |           |              |                    | 2000            | D00MC090018  | \$2,744,000.00   |
|       |         |           |              |                    | 2001            | D01MC090018  | \$2,669,000.00   |
|       |         |           |              |                    | 2002            | D02MC090018  | \$2,636,000.00   |
|       |         |           |              |                    | 2003            | D03MC090018  | \$2,732,000.00   |
|       |         |           |              |                    | 2004            | D04MC090018  | \$2,713,000.00   |
|       |         |           |              |                    | 2005            | D05MC090018  | \$2,593,000.00   |
|       |         |           |              |                    | 2006            | D06MC090018  | \$2,506,882.00   |
|       |         |           |              |                    | 2007            | D07MC090018  | \$2,515,000.00   |
|       |         |           |              |                    | 2008            | D08MC090018  | \$2,241,575.00   |
|       |         |           |              |                    | 2009            | E10MC090018  | \$2,382,236.00   |
|       |         |           |              |                    | 2010            | E10MC090018  | \$2,461,536.00   |
|       |         |           |              |                    | 2011            | E11MC090018  | \$2,279,295.00   |
|       |         |           |              |                    | 2012            | E12MC090018  | \$1,875,000.00   |
|       |         |           |              |                    | 2013            | E13MC090018  | \$1,808,947.00   |
|       |         |           |              |                    | 2014            | E14MC090018  | \$1,313,444.00   |
|       |         |           |              |                    | 2015            | E15MC090018  | \$1,388,944.00   |
|       |         |           |              |                    | 2016            | E16MC090018  | \$1,371,790.00   |
|       |         |           |              |                    | 2017            | E17MC090018  | \$1,350,989.00   |
|       |         |           |              |                    | 2018            | E18MC090018  | \$1,315,947.00   |
|       |         |           |              |                    | 2019            | E19MC090018  | \$1,176,940.00   |
|       |         |           |              |                    | 2020            | E20MC090018  | \$1,196,438.00   |
|       |         |           |              |                    | 2021            | E21MC090018  | \$1,392,878.97   |
|       |         |           |              |                    | 2022            | E22MC090018  | \$1,312,133.93   |
|       |         |           |              |                    | 2023            | E23MC090018  | \$968,003.44     |
|       |         |           |              |                    | 2024            | E24MC090018  | \$2.00           |
|       |         |           |              |                    | WATERBURY Subt: |              | \$78,287,381.72  |
|       |         |           |              |                    |                 |              | \$78,287,381.72  |
| SL    |         |           | WATERBURY    | CT                 | 1991            | E31MC090018  | \$2.00           |
|       |         |           |              |                    | WATERBURY Subt: |              | \$2.00           |
|       |         |           |              |                    |                 |              | \$2.00           |
| W     |         |           | WATERBURY    | CT                 | 1996            | E36MC090018  | \$2.00           |
|       |         |           |              |                    | 1997            | E37MC090018  | \$521,675.89     |
|       |         |           |              |                    | 1998            | E38MC090018  | \$252,025.89     |
|       |         |           |              |                    | 1999            | E39MC090018  | \$205,417.89     |
|       |         |           |              |                    | 2000            | E40MC090018  | \$3,688.58       |
|       |         |           |              |                    | 2001            | E41MC090018  | \$245,035.35     |
|       |         |           |              |                    | 2002            | E42MC090018  | \$2,586,153.00   |
|       |         |           |              |                    | 2003            | E43MC090018  | \$1,055,325.34   |
|       |         |           |              |                    | 2004            | E44MC090018  | \$242,025.89     |
|       |         |           |              |                    | 2005            | E45MC090018  | \$18,775.33      |

DATE: 11/18/2024  
TIME: 9:34:52 AM  
PAGE: 532

| Program | Fund Type | Grantee Name | Grantee State Code | Grant Year | Grant Number | FY FYTD Net Draw Amount |
|---------|-----------|--------------|--------------------|------------|--------------|-------------------------|
| CGHS    | HN        | WATERBURY    | CT                 |            |              |                         |
|         |           |              |                    | 1888       | B08AC000016  | \$0.00                  |
|         |           |              |                    | 1980       | D08AC000016  | \$0.00                  |
|         |           |              |                    | 1981       | D08AC000016  | \$0.00                  |
|         |           |              |                    | 1982       | D08AC000016  | \$0.00                  |
|         |           |              |                    | 1983       | B09AC000016  | \$0.00                  |
|         |           |              |                    | 1984       | B09AC000016  | \$0.00                  |
|         |           |              |                    | 1985       | B09AC000016  | \$0.00                  |
|         |           |              |                    | 1986       | B09AC000016  | \$0.00                  |
|         |           |              |                    | 1987       | B09AC000016  | \$0.00                  |
|         |           |              |                    | 1988       | B09AC000016  | \$0.00                  |
|         |           |              |                    | 1989       | B09AC000016  | \$0.00                  |
|         |           |              |                    | 2020       | B08AC000016  | \$0.00                  |
|         |           |              |                    | 2021       | B08AC000016  | \$0.00                  |
|         |           |              |                    | 2022       | B08AC000016  | \$0.00                  |
|         |           |              |                    | 2023       | D09AC000016  | \$0.00                  |
|         |           |              |                    | 2024       | D09AC000016  | \$0.00                  |
|         |           |              |                    | 2025       | D09AC000016  | \$0.00                  |
|         |           |              |                    | 2026       | D09AC000016  | \$0.00                  |
|         |           |              |                    | 2027       | D09AC000016  | \$0.00                  |
|         |           |              |                    | 2028       | B10AC000016  | \$0.00                  |
|         |           |              |                    | 2029       | B10AC000016  | \$0.00                  |
|         |           |              |                    | 2030       | B10AC000016  | \$0.00                  |
|         |           |              |                    | 2031       | B10AC000016  | \$0.00                  |
|         |           |              |                    | 2032       | B10AC000016  | \$0.00                  |
|         |           |              |                    | 2033       | B10AC000016  | \$0.00                  |
|         |           |              |                    | 2034       | B10AC000016  | \$0.00                  |
|         |           |              |                    | 2035       | B10AC000016  | \$0.00                  |
|         |           |              |                    | 2036       | B10AC000016  | \$0.00                  |
|         |           |              |                    | 2037       | B10AC000016  | \$0.00                  |
|         |           |              |                    | 2038       | B10AC000016  | \$0.00                  |
|         |           |              |                    | 2039       | B10AC000016  | \$0.00                  |
|         |           |              |                    | 2040       | B10AC000016  | \$0.00                  |
|         |           |              |                    | 2041       | B10AC000016  | \$0.00                  |
|         |           |              |                    | 2042       | B10AC000016  | \$0.00                  |
|         |           |              |                    | 2043       | B10AC000016  | \$0.00                  |
|         |           |              |                    | 2044       | B10AC000016  | \$0.00                  |
|         |           |              |                    | 2045       | B10AC000016  | \$0.00                  |
|         |           |              |                    | 2046       | B10AC000016  | \$0.00                  |
|         |           |              |                    | 2047       | B10AC000016  | \$0.00                  |
|         |           |              |                    | 2048       | B10AC000016  | \$0.00                  |
|         |           |              |                    | 2049       | B10AC000016  | \$0.00                  |
|         |           |              |                    | 2050       | B10AC000016  | \$0.00                  |
|         |           |              |                    | 2051       | B10AC000016  | \$0.00                  |
|         |           |              |                    | 2052       | B10AC000016  | \$0.00                  |
|         |           |              |                    | 2053       | B10AC000016  | \$0.00                  |
|         |           |              |                    | 2054       | B10AC000016  | \$0.00                  |
|         |           |              |                    | 2055       | B10AC000016  | \$0.00                  |
|         |           |              |                    | 2056       | B10AC000016  | \$0.00                  |
|         |           |              |                    | 2057       | B10AC000016  | \$0.00                  |
|         |           |              |                    | 2058       | B10AC000016  | \$0.00                  |
|         |           |              |                    | 2059       | B10AC000016  | \$0.00                  |
|         |           |              |                    | 2060       | B10AC000016  | \$0.00                  |
|         |           |              |                    | 2061       | B10AC000016  | \$0.00                  |
|         |           |              |                    | 2062       | B10AC000016  | \$0.00                  |
|         |           |              |                    | 2063       | B10AC000016  | \$0.00                  |
|         |           |              |                    | 2064       | B10AC000016  | \$0.00                  |
|         |           |              |                    | 2065       | B10AC000016  | \$0.00                  |
|         |           |              |                    | 2066       | B10AC000016  | \$0.00                  |
|         |           |              |                    | 2067       | B10AC000016  | \$0.00                  |
|         |           |              |                    | 2068       | B10AC000016  | \$0.00                  |
|         |           |              |                    | 2069       | B10AC000016  | \$0.00                  |
|         |           |              |                    | 2070       | B10AC000016  | \$0.00                  |
|         |           |              |                    | 2071       | B10AC000016  | \$0.00                  |
|         |           |              |                    | 2072       | B10AC000016  | \$0.00                  |
|         |           |              |                    | 2073       | B10AC000016  | \$0.00                  |
|         |           |              |                    | 2074       | B10AC000016  | \$0.00                  |
|         |           |              |                    | 2075       | B10AC000016  | \$0.00                  |
|         |           |              |                    | 2076       | B10AC000016  | \$0.00                  |
|         |           |              |                    | 2077       | B10AC000016  | \$0.00                  |
|         |           |              |                    | 2078       | B10AC000016  | \$0.00                  |
|         |           |              |                    | 2079       | B10AC000016  | \$0.00                  |
|         |           |              |                    | 2080       | B10AC000016  | \$0.00                  |
|         |           |              |                    | 2081       | B10AC000016  | \$0.00                  |
|         |           |              |                    | 2082       | B10AC000016  | \$0.00                  |
|         |           |              |                    | 2083       | B10AC000016  | \$0.00                  |

DATE: 11/18/2024  
TIME: 9:54:52 AM  
PAGE: 6/32

6:32

U.S. DEPARTMENT OF HOUSING AND  
URBAN DEVELOPMENT  
OFFICE OF COMMUNITY PLANNING AND  
DEVELOPMENT  
PHI - HUD Grants and Programs Income

DATE: 11/19/2021  
TIME: 8:34:52 AM  
PAGE: 702

PHI

| Program | Fund Type | Grantee Name | Grantee State Code | Grant Year | Grant Number | Available to Date |
|---------|-----------|--------------|--------------------|------------|--------------|-------------------|
| COGS    | EN        | WATERBURY    | CT                 | 1989       | D68MC090018  | \$0.00            |
|         |           |              |                    | 1990       | D68MC090018  | \$0.00            |
|         |           |              |                    | 1991       | D68MC090018  | \$0.00            |
|         |           |              |                    | 1992       | D68MC090018  | \$0.00            |
|         |           |              |                    | 1993       | D68MC090018  | \$0.00            |
|         |           |              |                    | 1994       | D68MC090018  | \$0.00            |
|         |           |              |                    | 1995       | D68MC090018  | \$0.00            |
|         |           |              |                    | 1996       | D68MC090018  | \$0.00            |
|         |           |              |                    | 1997       | D68MC090018  | \$0.00            |
|         |           |              |                    | 1998       | D68MC090018  | \$0.00            |
|         |           |              |                    | 1999       | D68MC090018  | \$0.00            |
|         |           |              |                    | 2000       | D68MC090018  | \$0.00            |
|         |           |              |                    | 2001       | D68MC090018  | \$0.00            |
|         |           |              |                    | 2002       | D68MC090018  | \$0.00            |
|         |           |              |                    | 2003       | D68MC090018  | \$0.00            |
|         |           |              |                    | 2004       | D68MC090018  | \$0.00            |
|         |           |              |                    | 2005       | D68MC090018  | \$0.00            |
|         |           |              |                    | 2006       | D68MC090018  | \$0.00            |
|         |           |              |                    | 2007       | D68MC090018  | \$0.00            |
|         |           |              |                    | 2008       | D68MC090018  | \$0.00            |
|         |           |              |                    | 2009       | D68MC090018  | \$0.00            |
|         |           |              |                    | 2010       | D68MC090018  | \$0.00            |
|         |           |              |                    | 2011       | D68MC090018  | \$0.00            |
|         |           |              |                    | 2012       | D68MC090018  | \$0.00            |
|         |           |              |                    | 2013       | D68MC090018  | \$0.00            |
|         |           |              |                    | 2014       | D68MC090018  | \$0.00            |
|         |           |              |                    | 2015       | D68MC090018  | \$0.00            |
|         |           |              |                    | 2016       | D68MC090018  | \$0.00            |
|         |           |              |                    | 2017       | D68MC090018  | \$0.00            |
|         |           |              |                    | 2018       | D68MC090018  | \$0.00            |
|         |           |              |                    | 2019       | D68MC090018  | \$0.00            |
|         |           |              |                    | 2020       | D68MC090018  | \$0.00            |
|         |           |              |                    | 2021       | D68MC090018  | \$0.00            |
|         |           |              |                    | 2022       | D68MC090018  | \$0.00            |
|         |           |              |                    | 2023       | D68MC090018  | \$0.00            |
|         |           |              |                    | 2024       | D68MC090018  | \$0.00            |
|         |           |              |                    | 2025       | D68MC090018  | \$0.00            |
|         |           |              |                    | 2026       | D68MC090018  | \$0.00            |
|         |           |              |                    | 2027       | D68MC090018  | \$0.00            |
|         |           |              |                    | 2028       | D68MC090018  | \$0.00            |
|         |           |              |                    | 2029       | D68MC090018  | \$0.00            |
|         |           |              |                    | 2030       | D68MC090018  | \$0.00            |
|         |           |              |                    | 2031       | D68MC090018  | \$0.00            |
|         |           |              |                    | 2032       | D68MC090018  | \$0.00            |
|         |           |              |                    | 2033       | D68MC090018  | \$0.00            |
|         |           |              |                    | 2034       | D68MC090018  | \$0.00            |
|         |           |              |                    | 2035       | D68MC090018  | \$0.00            |
|         |           |              |                    | 2036       | D68MC090018  | \$0.00            |
|         |           |              |                    | 2037       | D68MC090018  | \$0.00            |
|         |           |              |                    | 2038       | D68MC090018  | \$0.00            |
|         |           |              |                    | 2039       | D68MC090018  | \$0.00            |
|         |           |              |                    | 2040       | D68MC090018  | \$0.00            |
|         |           |              |                    | 2041       | D68MC090018  | \$0.00            |
|         |           |              |                    | 2042       | D68MC090018  | \$0.00            |
|         |           |              |                    | 2043       | D68MC090018  | \$0.00            |
|         |           |              |                    | 2044       | D68MC090018  | \$0.00            |
|         |           |              |                    | 2045       | D68MC090018  | \$0.00            |
|         |           |              |                    | 2046       | D68MC090018  | \$0.00            |
|         |           |              |                    | 2047       | D68MC090018  | \$0.00            |
|         |           |              |                    | 2048       | D68MC090018  | \$0.00            |
|         |           |              |                    | 2049       | D68MC090018  | \$0.00            |
|         |           |              |                    | 2050       | D68MC090018  | \$0.00            |
|         |           |              |                    | 2051       | D68MC090018  | \$0.00            |
|         |           |              |                    | 2052       | D68MC090018  | \$0.00            |
|         |           |              |                    | 2053       | D68MC090018  | \$0.00            |
|         |           |              |                    | 2054       | D68MC090018  | \$0.00            |
|         |           |              |                    | 2055       | D68MC090018  | \$0.00            |
|         |           |              |                    | 2056       | D68MC090018  | \$0.00            |
|         |           |              |                    | 2057       | D68MC090018  | \$0.00            |
|         |           |              |                    | 2058       | D68MC090018  | \$0.00            |
|         |           |              |                    | 2059       | D68MC090018  | \$0.00            |
|         |           |              |                    | 2060       | D68MC090018  | \$0.00            |
|         |           |              |                    | 2061       | D68MC090018  | \$0.00            |
|         |           |              |                    | 2062       | D68MC090018  | \$0.00            |
|         |           |              |                    | 2063       | D68MC090018  | \$0.00            |
|         |           |              |                    | 2064       | D68MC090018  | \$0.00            |
|         |           |              |                    | 2065       | D68MC090018  | \$0.00            |
|         |           |              |                    | 2066       | D68MC090018  | \$0.00            |
|         |           |              |                    | 2067       | D68MC090018  | \$0.00            |
|         |           |              |                    | 2068       | D68MC090018  | \$0.00            |
|         |           |              |                    | 2069       | D68MC090018  | \$0.00            |
|         |           |              |                    | 2070       | D68MC090018  | \$0.00            |
|         |           |              |                    | 2071       | D68MC090018  | \$0.00            |
|         |           |              |                    | 2072       | D68MC090018  | \$0.00            |
|         |           |              |                    | 2073       | D68MC090018  | \$0.00            |
|         |           |              |                    | 2074       | D68MC090018  | \$0.00            |
|         |           |              |                    | 2075       | D68MC090018  | \$0.00            |
|         |           |              |                    | 2076       | D68MC090018  | \$0.00            |
|         |           |              |                    | 2077       | D68MC090018  | \$0.00            |
|         |           |              |                    | 2078       | D68MC090018  | \$0.00            |
|         |           |              |                    | 2079       | D68MC090018  | \$0.00            |
|         |           |              |                    | 2080       | D68MC090018  | \$0.00            |
|         |           |              |                    | 2081       | D68MC090018  | \$0.00            |
|         |           |              |                    | 2082       | D68MC090018  | \$0.00            |
|         |           |              |                    | 2083       | D68MC090018  | \$0.00            |
|         |           |              |                    | 2084       | D68MC090018  | \$0.00            |
|         |           |              |                    | 2085       | D68MC090018  | \$0.00            |
|         |           |              |                    | 2086       | D68MC090018  | \$0.00            |
|         |           |              |                    | 2087       | D68MC090018  | \$0.00            |
|         |           |              |                    | 2088       | D68MC090018  | \$0.00            |
|         |           |              |                    | 2089       | D68MC090018  | \$0.00            |
|         |           |              |                    | 2090       | D68MC090018  | \$0.00            |
|         |           |              |                    | 2091       | D68MC090018  | \$0.00            |
|         |           |              |                    | 2092       | D68MC090018  | \$0.00            |
|         |           |              |                    | 2093       | D68MC090018  | \$0.00            |
|         |           |              |                    | 2094       | D68MC090018  | \$0.00            |
|         |           |              |                    | 2095       | D68MC090018  | \$0.00            |
|         |           |              |                    | 2096       | D68MC090018  | \$0.00            |
|         |           |              |                    | 2097       | D68MC090018  | \$0.00            |
|         |           |              |                    | 2098       | D68MC090018  | \$0.00            |
|         |           |              |                    | 2099       | D68MC090018  | \$0.00            |
|         |           |              |                    | 2100       | D68MC090018  | \$0.00            |
|         |           |              |                    | 2101       | D68MC090018  | \$0.00            |
|         |           |              |                    | 2102       | D68MC090018  | \$0.00            |
|         |           |              |                    | 2103       | D68MC090018  | \$0.00            |
|         |           |              |                    | 2104       | D68MC090018  | \$0.00            |
|         |           |              |                    | 2105       | D68MC090018  | \$0.00            |
|         |           |              |                    | 2106       | D68MC090018  | \$0.00            |
|         |           |              |                    | 2107       | D68MC090018  | \$0.00            |
|         |           |              |                    | 2108       | D68MC090018  | \$0.00            |
|         |           |              |                    | 2109       | D68MC090018  | \$0.00            |
|         |           |              |                    | 2110       | D68MC090018  | \$0.00            |
|         |           |              |                    | 2111       | D68MC090018  | \$0.00            |
|         |           |              |                    | 2112       | D68MC090018  | \$0.00            |
|         |           |              |                    | 2113       | D68MC090018  | \$0.00            |
|         |           |              |                    | 2114       | D68MC090018  | \$0.00            |
|         |           |              |                    | 2115       | D68MC090018  | \$0.00            |
|         |           |              |                    | 2116       | D68MC090018  | \$0.00            |
|         |           |              |                    | 2117       | D68MC090018  | \$0.00            |
|         |           |              |                    | 2118       | D68MC090018  | \$0.00            |
|         |           |              |                    | 2119       | D68MC090018  | \$0.00            |
|         |           |              |                    | 2120       | D68MC090018  | \$0.00            |
|         |           |              |                    | 2121       | D68MC090018  | \$0.00            |
|         |           |              |                    | 2122       | D68MC090018  | \$0.00            |
|         |           |              |                    | 2123       | D68MC090018  | \$0.00            |
|         |           |              |                    | 2124       | D68MC090018  | \$0.00            |
|         |           |              |                    | 2125       | D68MC090018  | \$0.00            |
|         |           |              |                    | 2126       | D68MC090018  | \$0.00            |
|         |           |              |                    | 2127       | D68MC090018  | \$0.00            |
|         |           |              |                    | 2128       | D68MC090018  | \$0.00            |
|         |           |              |                    | 2129       | D68MC090018  | \$0.00            |
|         |           |              |                    | 2130       | D68MC090018  | \$0.00            |
|         |           |              |                    | 2131       | D68MC090018  | \$0.00            |
|         |           |              |                    | 2132       | D68MC090018  | \$0.00            |
|         |           |              |                    | 2133       | D68MC090018  | \$0.00            |
|         |           |              |                    | 2134       | D68MC090018  | \$0.00            |
|         |           |              |                    | 2135       | D68MC090018  | \$0.00            |
|         |           |              |                    | 2136       | D68MC090018  | \$0.00            |
|         |           |              |                    | 2137       | D68MC090018  | \$0.00            |
|         |           |              |                    | 2138       | D68MC090018  | \$0.00            |
|         |           |              |                    | 2139       | D68MC090018  | \$0.00            |
|         |           |              |                    | 2140       | D68MC090018  | \$0.00            |
|         |           |              |                    | 2141       | D68MC090018  | \$0.00            |
|         |           |              |                    | 2142       | D68MC090018  | \$0.00            |
|         |           |              |                    | 2143       | D68MC090018  | \$0.00            |
|         |           |              |                    | 2144       | D68MC090018  | \$0.00            |
|         |           |              |                    | 2145       | D68MC090018  | \$0.00            |
|         |           |              |                    | 2146       | D68MC090018  | \$0.00            |
|         |           |              |                    | 2147       | D68MC090018  | \$0.00            |
|         |           |              |                    | 2148       | D68MC090018  | \$0.00            |
|         |           |              |                    | 2149       | D68MC090018  | \$0.00            |
|         |           |              |                    | 2150       | D68MC090018  | \$0.00            |
|         |           |              |                    | 2151       | D68MC090018  | \$0.00            |
|         |           |              |                    | 2152       | D68MC090018  | \$0.00            |
|         |           |              |                    | 2153       | D68MC090018  | \$0.00            |
|         |           |              |                    | 2154       | D68MC090018  | \$0.00            |
|         |           |              |                    | 2155       | D68MC090018  | \$0.00            |
|         |           |              |                    | 2156       | D68MC090018  | \$0.00            |
|         |           |              |                    | 2157       | D68MC090018  | \$0.00            |
|         |           |              |                    | 2158       | D68MC090018  | \$0.00            |
|         |           |              |                    | 2159       | D68MC090018  | \$0.00            |
|         |           |              |                    | 2160       | D68MC090018  | \$0.00            |
|         |           |              |                    | 2161       | D68MC090018  | \$0.00            |
|         |           |              |                    | 2162       | D68MC090018  | \$0.00            |
|         |           |              |                    | 2163       | D68MC090018  | \$0.00            |
|         |           |              |                    | 2164       | D68MC090018  | \$0.00            |
|         |           |              |                    | 2165       | D68MC090018  | \$0.00            |
|         |           |              |                    | 2166       | D68MC090018  | \$0.00            |
|         |           |              |                    | 2167       | D68MC090018  | \$0.00            |
|         |           |              |                    | 2168       | D68MC090018  | \$0.00            |
|         |           |              |                    | 2169       | D68MC090018  | \$0.00            |
|         |           |              |                    | 2170       | D68MC090018  | \$0.00            |
|         |           |              |                    | 2171       | D68MC090018  | \$0.00            |
|         |           |              |                    | 2172       | D68MC090018  | \$0.00            |
|         |           |              |                    | 2173       | D68MC090018  | \$0.00            |
|         |           |              |                    | 2174       | D68MC090018  | \$0.00            |
|         |           |              |                    | 2175       | D68MC090018  | \$0.00            |
|         |           |              |                    | 2176       | D68MC090018  | \$0.00            |
|         |           |              |                    | 2177       | D68MC090018  | \$0.00            |
|         |           |              |                    | 2178       | D68MC090018  | \$0.00            |
|         |           |              |                    | 2179       | D68MC090018  | \$0.00            |
|         |           |              |                    | 2180       | D68MC090018  | \$0.00            |
|         |           |              |                    | 2181       | D68MC090018  | \$0.00            |
|         |           |              |                    | 2182       | D68MC090018  | \$0.00            |
|         |           |              |                    | 2183       | D68MC090018  | \$0.00            |
|         |           |              |                    | 2184       | D68MC090018  | \$0.00            |
|         |           |              |                    | 2185       | D68MC090018  | \$0.00            |
|         |           |              |                    | 2186       | D68MC090018  | \$0.00            |
|         |           |              |                    | 2187       | D68MC090018  | \$0.00            |
|         |           |              |                    | 2188       | D68MC090018  | \$0.00            |
|         |           |              |                    | 2189       | D68MC090018  | \$0.00            |
|         |           |              |                    | 2190       | D68MC090018  | \$0.00            |
|         |           |              |                    | 2191       | D68MC090018  | \$0.00            |
|         |           |              |                    | 2192       | D68MC090018  | \$0.00            |
|         |           |              |                    | 2193       | D68MC090018  | \$0.00            |
|         |           |              |                    | 2194       | D68MC090018  | \$0.00            |
|         |           |              |                    | 2195       | D68MC090018  | \$0.00            |
|         |           |              |                    | 2196       | D68MC090018  | \$0.00            |
|         |           |              |                    | 2197       | D68MC090018  | \$0.00            |
|         |           |              |                    | 2198       | D68MC090018  | \$0.00            |
|         |           |              |                    | 2199       | D68MC090018  | \$0.00            |
|         |           |              |                    | 2200       | D68MC090018  | \$0.00            |
|         |           |              |                    | 2201       | D68MC090018  | \$0.00            |
|         |           |              |                    | 2202       | D68MC090018  | \$0.00            |
|         |           |              |                    | 2203       | D68MC090018  | \$0.00            |
|         |           |              |                    | 2204       | D68MC090018  | \$0.00            |
|         |           |              |                    | 2205       | D68MC090018  | \$0.00            |
|         |           |              |                    | 2206       | D68MC090018  | \$0.00            |
|         |           |              |                    | 2207       | D68MC090018  | \$0.00            |
|         |           |              |                    | 2208       | D68MC090018  | \$0.00            |
|         |           |              |                    | 2209       | D68MC090018  | \$0.00            |
|         |           |              |                    | 2210       | D68MC090018  | \$0.00            |
|         |           |              |                    | 2211       | D68MC090018  | \$0.00            |
|         |           |              |                    | 2212       | D68MC090018  | \$0.00            |

DATE: 11/8/2024  
TIME: 9:34:52 AM  
PAGE: 837

| Program | Fund Type | Grantor Name | Grantor State Code | Grant Year | Grant Number | Receipts Amount |
|---------|-----------|--------------|--------------------|------------|--------------|-----------------|
| CDBG    | EN        | WATERBURY    | CT                 |            |              |                 |
|         |           |              |                    | 1538       | 589AC000016  | \$0.00          |
|         |           |              |                    | 1592       | 589AC000016  | \$0.00          |
|         |           |              |                    | 1593       | 589AC000016  | \$0.00          |
|         |           |              |                    | 1592       | D32AC000016  | \$0.00          |
|         |           |              |                    | 1593       | D32AC000016  | \$0.00          |
|         |           |              |                    | 1591       | D34AC000016  | \$0.00          |
|         |           |              |                    | 1595       | B35AC000016  | \$0.00          |
|         |           |              |                    | 1596       | B36AC000016  | \$0.00          |
|         |           |              |                    | 1597       | B37AC000016  | \$0.00          |
|         |           |              |                    | 1599       | B38AC000016  | \$0.00          |
|         |           |              |                    | 1599       | B38AC000016  | \$0.00          |
|         |           |              |                    | 2061       | H39AC000016  | \$0.00          |
|         |           |              |                    | 2062       | H40AC000016  | \$0.00          |
|         |           |              |                    | 2063       | D41AC000016  | \$0.00          |
|         |           |              |                    | 2064       | D42AC000016  | \$0.00          |
|         |           |              |                    | 2065       | D43AC000016  | \$0.00          |
|         |           |              |                    | 2066       | D44AC000016  | \$0.00          |
|         |           |              |                    | 2067       | D45AC000016  | \$0.00          |
|         |           |              |                    | 2069       | D46AC000016  | \$0.00          |
|         |           |              |                    | 2069       | D46AC000016  | \$0.00          |
|         |           |              |                    | 2070       | D47AC000016  | \$0.00          |
|         |           |              |                    | 2071       | D48AC000016  | \$0.00          |
|         |           |              |                    | 2072       | D49AC000016  | \$0.00          |
|         |           |              |                    | 2073       | D50AC000016  | \$0.00          |
|         |           |              |                    | 2074       | D51AC000016  | \$0.00          |
|         |           |              |                    | 2075       | D52AC000016  | \$0.00          |
|         |           |              |                    | 2076       | D53AC000016  | \$0.00          |
|         |           |              |                    | 2077       | D54AC000016  | \$0.00          |
|         |           |              |                    | 2078       | D55AC000016  | \$0.00          |
|         |           |              |                    | 2079       | D56AC000016  | \$0.00          |
|         |           |              |                    | 2080       | D57AC000016  | \$0.00          |
|         |           |              |                    | 2081       | D58AC000016  | \$0.00          |
|         |           |              |                    | 2082       | D59AC000016  | \$0.00          |
|         |           |              |                    | 2083       | D60AC000016  | \$0.00          |
|         |           |              |                    | 2084       | D61AC000016  | \$0.00          |
|         |           |              |                    | 2085       | D62AC000016  | \$0.00          |
|         |           |              |                    | 2086       | D63AC000016  | \$0.00          |
|         |           |              |                    | 2087       | D64AC000016  | \$0.00          |
|         |           |              |                    | 2088       | D65AC000016  | \$0.00          |
|         |           |              |                    | 2089       | D66AC000016  | \$0.00          |
|         |           |              |                    | 2090       | D67AC000016  | \$0.00          |
|         |           |              |                    | 2091       | D68AC000016  | \$0.00          |
|         |           |              |                    | 2092       | D69AC000016  | \$0.00          |
|         |           |              |                    | 2093       | D70AC000016  | \$0.00          |
|         |           |              |                    | 2094       | D71AC000016  | \$0.00          |
|         |           |              |                    | 2095       | D72AC000016  | \$0.00          |
|         |           |              |                    | 2096       | D73AC000016  | \$0.00          |
|         |           |              |                    | 2097       | D74AC000016  | \$0.00          |
|         |           |              |                    | 2098       | D75AC000016  | \$0.00          |
|         |           |              |                    | 2099       | D76AC000016  | \$0.00          |
|         |           |              |                    | 2100       | D77AC000016  | \$0.00          |
|         |           |              |                    | 2101       | D78AC000016  | \$0.00          |
|         |           |              |                    | 2102       | D79AC000016  | \$0.00          |
|         |           |              |                    | 2103       | D80AC000016  | \$0.00          |
|         |           |              |                    | 2104       | D81AC000016  | \$0.00          |
|         |           |              |                    | 2105       | D82AC000016  | \$0.00          |
|         |           |              |                    | 2106       | D83AC000016  | \$0.00          |
|         |           |              |                    | 2107       | D84AC000016  | \$0.00          |
|         |           |              |                    | 2108       | D85AC000016  | \$0.00          |
|         |           |              |                    | 2109       | D86AC000016  | \$0.00          |
|         |           |              |                    | 2110       | D87AC000016  | \$0.00          |
|         |           |              |                    | 2111       | D88AC000016  | \$0.00          |
|         |           |              |                    | 2112       | D89AC000016  | \$0.00          |
|         |           |              |                    | 2113       | D90AC000016  | \$0.00          |
|         |           |              |                    | 2114       | D91AC000016  | \$0.00          |
|         |           |              |                    | 2115       | D92AC000016  | \$0.00          |
|         |           |              |                    | 2116       | D93AC000016  | \$0.00          |
|         |           |              |                    | 2117       | D94AC000016  | \$0.00          |
|         |           |              |                    | 2118       | D95AC000016  | \$0.00          |
|         |           |              |                    | 2119       | D96AC000016  | \$0.00          |
|         |           |              |                    | 2120       | D97AC000016  | \$0.00          |
|         |           |              |                    | 2121       | D98AC000016  | \$0.00          |
|         |           |              |                    | 2122       | D99AC000016  | \$0.00          |
|         |           |              |                    | 2123       | D00          |                 |

U.S. DEPARTMENT OF HOUSING AND  
URBAN DEVELOPMENT  
OFFICE OF COMMUNITY PLANNING AND  
DEVELOPMENT  
F-001 - HUD Grants and Program Income

DATE: 11/19/2021  
TIME: 9:34:52 AM  
PAGE: 952

| IDIS | Program | Fund Type | Grantee Name | Grantee State Code-Grant Year | Grant Number | Authorized Amount |
|------|---------|-----------|--------------|-------------------------------|--------------|-------------------|
| 0360 | PI      | WATERBURY | CT           | 2008                          | B28MC090018  | \$77,218.23       |
|      |         |           |              | 2007                          | B27MC090018  | \$14,435.76       |
|      |         |           |              | 2008                          | B06MC090018  | \$13,740.75       |
|      |         |           |              | 2009                          | B06MC090018  | \$136,447.18      |
|      |         |           |              | 2010                          | B10MC090018  | \$118,841.34      |
|      |         |           |              | 2011                          | B17MC090018  | \$35,505.52       |
|      |         |           |              | 2012                          | H17MC090018  | \$81,168.53       |
|      |         |           |              | 2013                          | H18MC090018  | \$22,413.87       |
|      |         |           |              | 2014                          | H14MC090019  | \$42,785.62       |
|      |         |           |              | 2015                          | H14MC090019  | \$77,203.59       |
|      |         |           |              | 2016                          | H18MC090019  | \$80,362.13       |
|      |         |           |              | 2017                          | D17MC090019  | \$7,682.19        |
|      |         |           |              | 2018                          | D18MC090019  | \$79,628.88       |
|      |         |           |              | 2019                          | D18MC090019  | \$107,960.74      |
|      |         |           |              | 2020                          | B20MC090019  | \$14,145.91       |
|      |         |           |              | 2021                          | B21MC090019  | \$173,489.82      |
|      |         |           |              | 2022                          | B22MC090019  | \$135,740.44      |
|      |         |           |              | 2023                          | C23MC090019  | \$19,646.35       |
|      |         |           |              | 2024                          | C24MC090019  | \$1,669.61        |
|      |         |           |              | WATERBURY Sub:                |              | \$4,814,733.63    |
|      |         |           |              | PI Subtotal:                  |              | \$4,814,733.63    |
| R03  | PI      | WATERBURY | CT           | 1989                          | S06MC090001  | \$52,000.00       |
|      |         |           |              | 1991                          | S01MC090001  | \$50,000.00       |
|      |         |           |              | 1992                          | S02MC090001  | \$50,000.00       |
|      |         |           |              | 1993                          | S03MC090001  | \$52,000.00       |
|      |         |           |              | 1994                          | S04MC090001  | \$70,000.00       |
|      |         |           |              | 1995                          | S05MC090001  | \$65,000.00       |
|      |         |           |              | 1996                          | S06MC090001  | \$73,000.00       |
|      |         |           |              | 1997                          | S07MC090001  | \$74,000.00       |
|      |         |           |              | 1998                          | S08MC090001  | \$109,000.00      |
|      |         |           |              | 1999                          | S09MC090001  | \$95,000.00       |
|      |         |           |              | 2000                          | S10MC090001  | \$98,000.00       |
|      |         |           |              | 2001                          | S11MC090001  | \$97,000.00       |
|      |         |           |              | 2002                          | S12MC090001  | \$89,000.00       |
|      |         |           |              | 2003                          | S13MC090001  | \$97,000.00       |
|      |         |           |              | 2004                          | S14MC090001  | \$100,000.00      |
|      |         |           |              | 2005                          | S15MC090001  | \$99,703.00       |
|      |         |           |              | 2006                          | S16MC090001  | \$98,566.00       |
|      |         |           |              | 2007                          | S17MC090001  | \$99,411.00       |
|      |         |           |              | 2008                          | S18MC090001  | \$99,746.00       |
|      |         |           |              | 2009                          | S19MC090001  | \$19,000.00       |
|      |         |           |              | 2010                          | S10MC090001  | \$18,000.00       |
|      |         |           |              | WATERBURY Sub:                |              | \$1,786,556.00    |
|      |         |           |              | PI Subtotal:                  |              | \$1,786,556.00    |
| R03  | PI      | WATERBURY | CT           | 1987                          | M02MC090005  | \$1,300,000.00    |
|      |         |           |              | 1988                          | M03MC090005  | \$173,000.00      |
|      |         |           |              | 1989                          | M04MC090005  | \$78,000.00       |
|      |         |           |              | 1990                          | M05MC090005  | \$91,000.00       |
|      |         |           |              | 1991                          | M06MC090005  | \$91,000.00       |
|      |         |           |              | 1992                          | M07MC090005  | \$91,000.00       |
|      |         |           |              | 1993                          | M08MC090005  | \$84,000.00       |

| U.S. DEPARTMENT OF HOUSING AND<br>URBAN DEVELOPMENT<br>OFFICE OF COMMUNITY PLANNING AND<br>DEVELOPMENT<br>PD31 - HUD Grants and Program Income |             |              |                    |                |              |           | DATE: 11/12/2024<br>TIME: 9:31:10 AM<br>PAGE: 1230 |        |             |  |              |
|--|-------------|--------------|--------------------|----------------|--------------|-----------|--|--------|-------------|--|--------------|
| IDIS   |             |              |                    |                |              |           |  |        |             |  |              |
| Program  | Fund        | Grantee Name | Grantee State Code | Grant Year     | Grant Number |           | Suballocated Amount                                |        |             |  |              |
| CDBG   | F           | WATERBURY    | CT                 | 2008           | 6304C090016  |           | \$0.00   |        |             |  |              |
|  |             |              |                    | 2007           | 6274C090016  |           | \$0.00   |        |             |  |              |
|  |             |              |                    | 2008           | 6284C090016  |           | \$0.00   |        |             |  |              |
|  |             |              |                    | 2009           | 6294C090016  |           | \$0.00   |        |             |  |              |
|  |             |              |                    | 2010           | 6104C090016  |           | \$0.00   |        |             |  |              |
|  |             |              |                    | 2011           | 6114C090016  |           | \$0.00   |        |             |  |              |
|  |             |              |                    | 2012           | 6124C090016  |           | \$0.00   |        |             |  |              |
|  |             |              |                    | 2013           | 6134C090016  |           | \$0.00   |        |             |  |              |
|  |             |              |                    | 2014           | 6144C090016  |           | \$0.00   |        |             |  |              |
|  |             |              |                    | 2015           | 6154C090016  |           | \$0.00   |        |             |  |              |
|  |             |              |                    | 2016           | 6164C090016  |           | \$0.00   |        |             |  |              |
|  |             |              |                    | 2017           | 6174C090016  |           | \$0.00   |        |             |  |              |
|  |             |              |                    | 2018           | 6184C090016  |           | \$0.00   |        |             |  |              |
|  |             |              |                    | 2019           | 6194C090016  |           | \$0.00   |        |             |  |              |
|  |             |              |                    | 2020           | 6204C090016  |           | \$0.00   |        |             |  |              |
|  |             |              |                    | 2021           | 6214C090016  |           | \$0.00   |        |             |  |              |
|  |             |              |                    | 2022           | 6224C090016  |           | \$0.00   |        |             |  |              |
|  |             |              |                    | 2023           | 6234C090016  |           | \$0.00   |        |             |  |              |
|  |             |              |                    | 2024           | 6244C090016  |           | \$0.00   |        |             |  |              |
|  |             |              |                    | WATERBURY Sub: |              |           |  |        |             |  | \$0.00       |
|  |             |              |                    | FBI            | EN           | WATERBURY | CT   | 1992   | 5604C090001 |  | \$0.00       |
|  |             |              |                    |                |              |           |  | 1993   | 5614C090001 |  | \$0.00       |
|  |             |              |                    |                |              |           |  | 1994   | 5624C090001 |  | \$0.00       |
|  |             |              |                    |                |              |           |  | 1995   | 5634C090001 |  | \$0.00       |
| 1996   | 5644C090001 |              | \$0.00             |                |              |           |  |        |             |  |              |
| 1997   | 5654C090001 |              | \$0.00             |                |              |           |  |        |             |  |              |
| 1998   | 5664C090001 |              | \$0.00             |                |              |           |  |        |             |  |              |
| 1999   | 5674C090001 |              | \$0.00             |                |              |           |  |        |             |  |              |
| 2000   | 5684C090001 |              | \$0.00             |                |              |           |  |        |             |  |              |
| 2001   | 5694C090001 |              | \$0.00             |                |              |           |  |        |             |  |              |
| 2002   | 5704C090001 |              | \$0.00             |                |              |           |  |        |             |  |              |
| 2003   | 5714C090001 |              | \$0.00             |                |              |           |  |        |             |  |              |
| 2004   | 5724C090001 |              | \$0.00             |                |              |           |  |        |             |  |              |
| 2005   | 5734C090001 |              | \$0.00             |                |              |           |  |        |             |  |              |
| 2006   | 5744C090001 |              | \$0.00             |                |              |           |  |        |             |  |              |
| 2007   | 5754C090001 |              | \$0.00             |                |              |           |  |        |             |  |              |
| 2008   | 5764C090001 |              | \$0.00             |                |              |           |  |        |             |  |              |
| 2009   | 5774C090001 |              | \$0.00             |                |              |           |  |        |             |  |              |
| 2010   | 5784C090001 |              | \$0.00             |                |              |           |  |        |             |  |              |
| 2011   | 5794C090001 |              | \$0.00             |                |              |           |  |        |             |  |              |
| WATERBURY Sub:   |             |              |                    |                |              |           |  | \$0.00 |             |  |              |
| HOME   | EN          | WATERBURY    | CT                 |                |              |           |  | 1992   | M604C090225 |  | \$913,877.50 |
|  |             |              |                    | 1993           | M604C090225  |           | \$135,307.71                                       |        |             |  |              |
|  |             |              |                    | 1994           | M604C090225  |           | \$472,837.36                                       |        |             |  |              |
|  |             |              |                    | 1995           | M604C090225  |           | \$163,716.26                                       |        |             |  |              |
|  |             |              |                    | 1996           | M604C090225  |           | \$83,350.14  |        |             |  |              |
|  |             |              |                    | 1997           | M604C090225  |           | \$208,600.00                                       |        |             |  |              |
|  |             |              |                    | 1998           | M604C090225  |           | \$64,600.00  |        |             |  |              |
| 10/32  |             |              |                    |                |              |           |  |        |             |  |              |

10/32



U.S. DEPARTMENT OF HOUSING AND  
URBAN DEVELOPMENT  
OFFICE OF COMMUNITY PLANNING AND  
DEVELOPMENT  
7001 - HUD Grants and Program Income

DATE: 1/18/2024  
TIME: 9:56:52 AM  
PAGE: 11/23

| IDHS  | Program | Fund Type | Grantee Name | Grantee State Code | Grant Year     | Grant Number | Amount Committed to Activities |
|-------|---------|-----------|--------------|--------------------|----------------|--------------|--------------------------------|
| CJMS  | PI      | WATERBURY | C*           |                    | 2006           | D06AC090016  | \$427,213.23                   |
|       |         |           |              |                    | 2007           | B07MC090016  | \$55,435.96                    |
|       |         |           |              |                    | 2008           | B08MC090016  | \$137,562.78                   |
|       |         |           |              |                    | 2009           | B09MC090016  | \$126,557.18                   |
|       |         |           |              |                    | 2010           | B10MC090016  | \$180,001.94                   |
|       |         |           |              |                    | 2011           | B11MC090016  | \$25,565.32                    |
|       |         |           |              |                    | 2012           | H12MC090016  | \$31,148.33                    |
|       |         |           |              |                    | 2013           | H13MC090016  | \$32,413.01                    |
|       |         |           |              |                    | 2014           | H14MC090016  | \$47,050.82                    |
|       |         |           |              |                    | 2015           | H15MC090016  | \$7,000.38                     |
|       |         |           |              |                    | 2016           | B16MC090016  | \$25,000.18                    |
|       |         |           |              |                    | 2017           | D17MC090016  | \$114,862.19                   |
|       |         |           |              |                    | 2018           | D18MC090016  | \$19,228.68                    |
|       |         |           |              |                    | 2019           | D19MC090016  | \$111,200.74                   |
|       |         |           |              |                    | 2020           | D20MC090016  | \$140,625.81                   |
|       |         |           |              |                    | 2021           | E21MC090016  | \$120,569.62                   |
|       |         |           |              |                    | 2022           | E22MC090016  | \$126,213.46                   |
|       |         |           |              |                    | 2023           | E23MC090016  | \$16,563.53                    |
|       |         |           |              |                    | 2024           | E24MC090016  | \$6,569.61                     |
|       |         |           |              |                    | WATERBURY Sub: |              | \$4,614,735.02                 |
|       |         |           |              |                    |                |              | \$4,614,735.02                 |
| ESG   | EN      | WATERBURY | D1           |                    | 1992           | S90AC090001  | \$52,000.00                    |
|       |         |           |              |                    | 1991           | S91AC090001  | \$57,000.00                    |
|       |         |           |              |                    | 1990           | S92AC090001  | \$55,000.00                    |
|       |         |           |              |                    | 1993           | S93AC090001  | \$52,000.00                    |
|       |         |           |              |                    | 1994           | S94AC090001  | \$75,000.00                    |
|       |         |           |              |                    | 1995           | S95AC090001  | \$55,000.00                    |
|       |         |           |              |                    | 1996           | S96AC090001  | \$73,000.00                    |
|       |         |           |              |                    | 1997           | S97AC090001  | \$74,000.00                    |
|       |         |           |              |                    | 1998           | S98AC090001  | \$109,000.00                   |
|       |         |           |              |                    | 1999           | S99AC090001  | \$95,000.00                    |
|       |         |           |              |                    | 2000           | S00AC090001  | \$95,000.00                    |
|       |         |           |              |                    | 2001           | S01AC090001  | \$97,000.00                    |
|       |         |           |              |                    | 2002           | S02AC090001  | \$95,000.00                    |
|       |         |           |              |                    | 2003           | S03AC090001  | \$97,000.00                    |
|       |         |           |              |                    | 2004           | S04AC090001  | \$100,867.60                   |
|       |         |           |              |                    | 2005           | S05AC090001  | \$96,222.03                    |
|       |         |           |              |                    | 2006           | S06AC090001  | \$95,593.63                    |
|       |         |           |              |                    | 2007           | S07AC090001  | \$99,431.03                    |
|       |         |           |              |                    | 2008           | S08AC090001  | \$99,703.03                    |
|       |         |           |              |                    | 2009           | S09AC090001  | \$99,823.03                    |
|       |         |           |              |                    | 2010           | S10AC090001  | \$100,023.02                   |
|       |         |           |              |                    | WATERBURY Sub: |              | \$1,786,558.08                 |
|       |         |           |              |                    |                |              | \$1,786,558.08                 |
| HOUSE | EN      | WATERBURY | D1           |                    | 1992           | M92AC090225  | \$105,122.07                   |
|       |         |           |              |                    | 1993           | M93AC090225  | \$137,692.23                   |
|       |         |           |              |                    | 1994           | M94AC090225  | \$225,972.64                   |
|       |         |           |              |                    | 1995           | M95AC090225  | \$21,522.77                    |
|       |         |           |              |                    | 1996           | M96AC090225  | \$725,679.86                   |
|       |         |           |              |                    | 1997           | M97AC090225  | \$453,976.02                   |
|       |         |           |              |                    | 1998           | M98AC090225  | \$721,102.02                   |

DATE: 11/18/2024  
TIME: 9:34:57 AM  
PAGE: 12/32

| Program | Fund Type | Grantee Name        | Grantee State Code | Grant Year | Grant Number               | Net Direct Amount     |
|---------|-----------|---------------------|--------------------|------------|----------------------------|-----------------------|
| EDUCA   | PI        | WVA P HENRY H       | CT                 | 2006       | B3MAGC2006H                | \$487,216.25          |
|         |           |                     |                    | 2007       | B3MAGC2007H                | \$1,544,356.36        |
|         |           |                     |                    | 2008       | B3MAGC2008H                | \$2,730,602.79        |
|         |           |                     |                    | 2009       | B3MAGC2009H                | \$1,543,437.16        |
|         |           |                     |                    | 2010       | B1EMAC2010H                | \$1,000,971.84        |
|         |           |                     |                    | 2011       | B1EMAC2011H                | \$35,535.32           |
|         |           |                     |                    | 2012       | B1EMAC2012H                | \$61,188.33           |
|         |           |                     |                    | 2013       | B1EMAC2013H                | \$114,110.37          |
|         |           |                     |                    | 2014       | B1EMAC2014H                | \$42,745.32           |
|         |           |                     |                    | 2015       | B1EMAC2015H                | \$77,320.39           |
|         |           |                     |                    | 2016       | B1EMAC2016H                | \$59,032.19           |
|         |           |                     |                    | 2017       | B1EMAC2017H                | \$184,862.14          |
|         |           |                     |                    | 2018       | B1EMAC2018H                | \$171,076.86          |
|         |           |                     |                    | 2019       | B1EMAC2019H                | \$101,076.14          |
|         |           |                     |                    | 2020       | B1EMAC2020H                | \$144,948.91          |
|         |           |                     |                    | 2021       | B2EMAC2021H                | \$104,086.02          |
|         |           |                     |                    | 2022       | B2EMAC2022H                | \$136,240.44          |
|         |           |                     |                    | 2023       | K2EMAC2023H                | \$104,086.36          |
|         |           |                     |                    | 2024       | K2EMAC2024H                | \$77.70               |
|         |           |                     |                    |            | <b>WATERBURY Subtotal:</b> | <b>\$4,485,540.72</b> |
|         |           | <b>PI Subtotal:</b> |                    |            |                            | <b>\$4,485,540.72</b> |
| ERG     | FN        | WATERBURY           | CT                 | 1990       | S9MTRC2000H                | \$52,000.00           |
|         |           |                     |                    | 1991       | S9MTRC2001H                | \$52,000.00           |
|         |           |                     |                    | 1992       | S9MTRC2002H                | \$50,000.00           |
|         |           |                     |                    | 1993       | S9MTRC2003H                | \$52,000.00           |
|         |           |                     |                    | 1994       | S9MTRC2004H                | \$70,000.00           |
|         |           |                     |                    | 1995       | S9MTRC2005H                | \$55,000.00           |
|         |           |                     |                    | 1996       | S9MTRC2006H                | \$73,000.00           |
|         |           |                     |                    | 1997       | S9MTRC2007H                | \$75,000.00           |
|         |           |                     |                    | 1998       | S9MTRC2008H                | \$125,000.00          |
|         |           |                     |                    | 1999       | S9MTRC2009H                | \$56,000.00           |
|         |           |                     |                    | 2000       | S9MTRC2010H                | \$56,000.00           |
|         |           |                     |                    | 2001       | S9MTRC2011H                | \$87,000.00           |
|         |           |                     |                    | 2002       | S9MTRC2012H                | \$58,000.00           |
|         |           |                     |                    | 2003       | S9MTRC2013H                | \$97,000.00           |
|         |           |                     |                    | 2004       | S9MTRC2014H                | \$120,660.00          |
|         |           |                     |                    | 2005       | S9MTRC2015H                | \$96,224.04           |
|         |           |                     |                    | 2006       | S9MTRC2016H                | \$99,184.00           |
|         |           |                     |                    | 2007       | S9MTRC2017H                | \$99,481.00           |
|         |           |                     |                    | 2008       | S9MTRC2018H                | \$99,744.00           |
|         |           |                     |                    | 2009       | S9MTRC2019H                | \$99,622.00           |
|         |           |                     |                    | 2010       | S1EMTRC2010H               | \$160,000.00          |
|         |           |                     |                    |            | <b>WATERBURY Subtotal:</b> | <b>\$1,746,558.08</b> |
|         |           | <b>FN Subtotal:</b> |                    |            |                            | <b>\$1,746,558.08</b> |
| HOME    | FN        | WATERBURY           | CT                 | 1990       | M5MAGC2000H                | \$116,121.07          |
|         |           |                     |                    | 1991       | M5MAGC2001H                | \$127,682.29          |
|         |           |                     |                    | 1994       | M5MAGC2004H                | \$105,942.84          |
|         |           |                     |                    | 1995       | M5MAGC2005H                | \$124,244.71          |
|         |           |                     |                    | 1996       | M5MAGC2006H                | \$23.61               |
|         |           |                     |                    | 1997       | M5MAGC2007H                | \$523.91              |
|         |           |                     |                    | 1998       | M5MAGC2008H                | \$701,250.00          |

DATE: 1/18/2024  
TIME: 9:34:52 AM  
PAGE: 10/32

| Program | Fund Type | Grantee Name        | Grantee State Code | Grant Year | Grant Number              | FY YTD Net Draw Amount |
|---------|-----------|---------------------|--------------------|------------|---------------------------|------------------------|
| CDDG    | PI        | WATERBURY           | CT                 | 2006       | B08-CDDG0016              | \$0.00                 |
|         |           |                     |                    | 2007       | B07-CDDG0016              | \$0.00                 |
|         |           |                     |                    | 2008       | B08-CDDG0016              | \$0.00                 |
|         |           |                     |                    | 2009       | B09-CDDG0016              | \$0.00                 |
|         |           |                     |                    | 2010       | B10-CDDG0016              | \$0.00                 |
|         |           |                     |                    | 2011       | B11-CDDG0016              | \$0.00                 |
|         |           |                     |                    | 2012       | B12-CDDG0016              | \$0.00                 |
|         |           |                     |                    | 2013       | B13-CDDG0016              | \$0.00                 |
|         |           |                     |                    | 2014       | B14-CDDG0016              | \$0.00                 |
|         |           |                     |                    | 2015       | B15-CDDG0016              | \$0.00                 |
|         |           |                     |                    | 2016       | B16-CDDG0016              | \$0.00                 |
|         |           |                     |                    | 2017       | B17-CDDG0016              | \$0.00                 |
|         |           |                     |                    | 2018       | B18-CDDG0016              | \$0.00                 |
|         |           |                     |                    | 2019       | B19-CDDG0016              | \$0.00                 |
|         |           |                     |                    | 2020       | B20-CDDG0016              | \$0.00                 |
|         |           |                     |                    | 2021       | B21-CDDG0016              | \$0.00                 |
|         |           |                     |                    | 2022       | B22-CDDG0016              | \$0.00                 |
|         |           |                     |                    | 2023       | B23-CDDG0016              | \$0.00                 |
|         |           |                     |                    | 2024       | B24-CDDG0016              | \$0.00                 |
|         |           |                     |                    |            | <b>WATERBURY Subtotal</b> | <b>\$15,582.70</b>     |
|         |           |                     |                    |            |                           | <b>\$177.50</b>        |
|         |           |                     |                    |            |                           | <b>\$15,760.00</b>     |
|         |           | <b>PI Subtotal:</b> |                    |            |                           |                        |
| ESG     | EN        | WATERBURY           | CT                 | 1990       | S00-ESG00001              | \$0.00                 |
|         |           |                     |                    | 1991       | S01-ESG00001              | \$0.00                 |
|         |           |                     |                    | 1992       | S02-ESG00001              | \$0.00                 |
|         |           |                     |                    | 1993       | S03-ESG00001              | \$0.00                 |
|         |           |                     |                    | 1994       | S04-ESG00001              | \$0.00                 |
|         |           |                     |                    | 1995       | S05-ESG00001              | \$0.00                 |
|         |           |                     |                    | 1996       | S06-ESG00001              | \$0.00                 |
|         |           |                     |                    | 1997       | S07-ESG00001              | \$0.00                 |
|         |           |                     |                    | 1998       | S08-ESG00001              | \$0.00                 |
|         |           |                     |                    | 1999       | S09-ESG00001              | \$0.00                 |
|         |           |                     |                    | 2000       | S10-ESG00001              | \$0.00                 |
|         |           |                     |                    | 2001       | S11-ESG00001              | \$0.00                 |
|         |           |                     |                    | 2002       | S12-ESG00001              | \$0.00                 |
|         |           |                     |                    | 2003       | S13-ESG00001              | \$0.00                 |
|         |           |                     |                    | 2004       | S14-ESG00001              | \$0.00                 |
|         |           |                     |                    | 2005       | S15-ESG00001              | \$0.00                 |
|         |           |                     |                    | 2006       | S16-ESG00001              | \$0.00                 |
|         |           |                     |                    | 2007       | S17-ESG00001              | \$0.00                 |
|         |           |                     |                    | 2008       | S18-ESG00001              | \$0.00                 |
|         |           |                     |                    | 2009       | S19-ESG00001              | \$0.00                 |
|         |           |                     |                    | 2010       | S20-ESG00001              | \$0.00                 |
|         |           |                     |                    | 2011       | S21-ESG00001              | \$0.00                 |
|         |           |                     |                    |            | <b>WATERBURY Subtotal</b> | <b>\$0.00</b>          |
|         |           |                     |                    |            |                           | <b>\$0.00</b>          |
|         |           | <b>EN Subtotal:</b> |                    |            |                           |                        |
| HOME    | EN        | WATERBURY           | CT                 | 1990       | M00-HOME00001             | \$0.00                 |
|         |           |                     |                    | 1991       | M01-HOME00001             | \$0.00                 |
|         |           |                     |                    | 1992       | M02-HOME00001             | \$0.00                 |
|         |           |                     |                    | 1993       | M03-HOME00001             | \$0.00                 |
|         |           |                     |                    | 1994       | M04-HOME00001             | \$0.00                 |
|         |           |                     |                    | 1995       | M05-HOME00001             | \$0.00                 |
|         |           |                     |                    | 1996       | M06-HOME00001             | \$0.00                 |
|         |           |                     |                    | 1997       | M07-HOME00001             | \$0.00                 |
|         |           |                     |                    | 1998       | M08-HOME00001             | \$0.00                 |
|         |           |                     |                    | 1999       | M09-HOME00001             | \$0.00                 |
|         |           |                     |                    | 2000       | M10-HOME00001             | \$0.00                 |
|         |           |                     |                    | 2001       | M11-HOME00001             | \$0.00                 |
|         |           |                     |                    | 2002       | M12-HOME00001             | \$0.00                 |
|         |           |                     |                    | 2003       | M13-HOME00001             | \$0.00                 |
|         |           |                     |                    | 2004       | M14-HOME00001             | \$0.00                 |
|         |           |                     |                    | 2005       | M15-HOME00001             | \$0.00                 |
|         |           |                     |                    | 2006       | M16-HOME00001             | \$0.00                 |
|         |           |                     |                    | 2007       | M17-HOME00001             | \$0.00                 |
|         |           |                     |                    | 2008       | M18-HOME00001             | \$0.00                 |
|         |           |                     |                    | 2009       | M19-HOME00001             | \$0.00                 |
|         |           |                     |                    | 2010       | M20-HOME00001             | \$0.00                 |
|         |           |                     |                    | 2011       | M21-HOME00001             | \$0.00                 |
|         |           |                     |                    | 2012       | M22-HOME00001             | \$0.00                 |
|         |           |                     |                    | 2013       | M23-HOME00001             | \$0.00                 |
|         |           |                     |                    | 2014       | M24-HOME00001             | \$0.00                 |
|         |           |                     |                    | 2015       | M25-HOME00001             | \$0.00                 |
|         |           |                     |                    |            |                           |                        |

U.S. DEPARTMENT OF HOUSING AND  
URBAN DEVELOPMENT  
OFFICE OF COMMUNITY PLANNING AND  
DEVELOPMENT  
PR01 HUD Grants and Program Income

DATE: 11/16/2024  
TIME: 9:34:57 AM  
PAGE: 1437

IDIS

| Program | Fund Type | Grantee Name | Grantee State Code | Grant Year | Grant Number           | Available to Commit |
|---------|-----------|--------------|--------------------|------------|------------------------|---------------------|
| CDBG    | PI        | WATERBURY    | CT                 | 2006       | D36AC200016            | \$0.00              |
|         |           |              |                    | 2007       | D37MAC200016           | \$0.00              |
|         |           |              |                    | 2008       | D38MAC200016           | \$0.00              |
|         |           |              |                    | 2009       | D39MAC200016           | \$0.00              |
|         |           |              |                    | 2010       | E10MC200016            | \$0.00              |
|         |           |              |                    | 2011       | E11MC200016            | \$0.00              |
|         |           |              |                    | 2012       | E12MC200016            | \$0.00              |
|         |           |              |                    | 2013       | E13MC200016            | \$0.00              |
|         |           |              |                    | 2014       | E14MC200016            | \$0.00              |
|         |           |              |                    | 2015       | E15MC200016            | \$0.00              |
|         |           |              |                    | 2016       | F16MC200016            | \$0.00              |
|         |           |              |                    | 2017       | F17MC200016            | \$0.00              |
|         |           |              |                    | 2018       | F18MC200016            | \$0.00              |
|         |           |              |                    | 2019       | F19MC200016            | \$0.00              |
|         |           |              |                    | 2020       | G20MC200016            | \$0.00              |
|         |           |              |                    | 2021       | G21MC200016            | \$0.00              |
|         |           |              |                    | 2022       | G22MC200016            | \$0.00              |
|         |           |              |                    | 2023       | G23MC200016            | \$0.00              |
|         |           |              |                    | 2024       | G24MC200016            | \$0.00              |
|         |           |              |                    |            | <b>WATERBURY Subt:</b> | <b>\$0.00</b>       |
|         |           |              |                    |            |                        | <b>\$0.00</b>       |
| ESC     | EN        | WATERBURY    | CT                 | 1980       | S60MC090001            | \$0.00              |
|         |           |              |                    | 1981       | S61MC090001            | \$0.00              |
|         |           |              |                    | 1982       | S62MC090001            | \$0.00              |
|         |           |              |                    | 1983       | S63MC090001            | \$0.00              |
|         |           |              |                    | 1984       | S64MC090001            | \$0.00              |
|         |           |              |                    | 1985       | S65MC090001            | \$0.00              |
|         |           |              |                    | 1986       | S66MC090001            | \$0.00              |
|         |           |              |                    | 1987       | S67MC090001            | \$0.00              |
|         |           |              |                    | 1988       | S68MC090001            | \$0.00              |
|         |           |              |                    | 1989       | S69MC090001            | \$0.00              |
|         |           |              |                    | 1990       | S70MC090001            | \$0.00              |
|         |           |              |                    | 1991       | S71MC090001            | \$0.00              |
|         |           |              |                    | 1992       | S72MC090001            | \$0.00              |
|         |           |              |                    | 1993       | S73MC090001            | \$0.00              |
|         |           |              |                    | 1994       | S74MC090001            | \$0.00              |
|         |           |              |                    | 1995       | S75MC090001            | \$0.00              |
|         |           |              |                    | 1996       | S76MC090001            | \$0.00              |
|         |           |              |                    | 1997       | S77MC090001            | \$0.00              |
|         |           |              |                    | 1998       | S78MC090001            | \$0.00              |
|         |           |              |                    | 1999       | S79MC090001            | \$0.00              |
|         |           |              |                    | 2000       | S80MC090001            | \$0.00              |
|         |           |              |                    | 2001       | S81MC090001            | \$0.00              |
|         |           |              |                    | 2002       | S82MC090001            | \$0.00              |
|         |           |              |                    | 2003       | S83MC090001            | \$0.00              |
|         |           |              |                    | 2004       | S84MC090001            | \$0.00              |
|         |           |              |                    | 2005       | S85MC090001            | \$0.00              |
|         |           |              |                    | 2006       | S86MC090001            | \$0.00              |
|         |           |              |                    | 2007       | S87MC090001            | \$0.00              |
|         |           |              |                    | 2008       | S88MC090001            | \$0.00              |
|         |           |              |                    | 2009       | S89MC090001            | \$0.00              |
|         |           |              |                    | 2010       | S90MC090001            | \$0.00              |
|         |           |              |                    |            | <b>WATERBURY Subt:</b> | <b>\$0.00</b>       |
|         |           |              |                    |            |                        | <b>\$0.00</b>       |
| HOME    | EN        | WATERBURY    | CT                 | 1922       | M62MC030005            | \$0.00              |
|         |           |              |                    | 1923       | M63MC030005            | \$0.00              |
|         |           |              |                    | 1924       | M64MC030005            | \$0.00              |
|         |           |              |                    | 1925       | M65MC030005            | \$0.00              |
|         |           |              |                    | 1926       | M66MC030005            | \$0.00              |
|         |           |              |                    | 1927       | M67MC030005            | \$0.00              |
|         |           |              |                    | 1928       | M68MC030005            | \$0.00              |

14/32

U.S. DEPARTMENT OF HOUSING AND  
URBAN DEVELOPMENT  
OFFICE OF COMMUNITY PLANNING AND  
DEVELOPMENT  
PR01 - HUD Grants and Programs Income

DATE: 11/19/2024  
TIME: 9:34:57 AM  
PAGE: 1/237

| IDIS               | Program     | Fund Type    | Grantee Name | Grantee State Code | Grant Year  | Grant Number | Available to Draw |  |  |        |
|--------------------|-------------|--------------|--------------|--------------------|-------------|--------------|-------------------|--|--|--------|
| CGR                | H           | HSA1-NHJ-NY  | CT           | 2006               | D58MCC00018 | \$0.00       |                   |  |  |        |
|                    |             |              |              | 2007               | D27MCC00018 | \$0.00       |                   |  |  |        |
|                    |             |              |              | 2008               | D38MCC00018 | \$0.00       |                   |  |  |        |
|                    |             |              |              | 2009               | D08MCC00018 | \$0.00       |                   |  |  |        |
|                    |             |              |              | 2010               | E10MCC00018 | \$0.00       |                   |  |  |        |
|                    |             |              |              | 2011               | H10MCC00018 | \$0.00       |                   |  |  |        |
|                    |             |              |              | 2012               | H10MCC00018 | \$0.00       |                   |  |  |        |
|                    |             |              |              | 2013               | H10MCC00018 | \$0.00       |                   |  |  |        |
|                    |             |              |              | 2014               | H10MCC00018 | \$0.00       |                   |  |  |        |
|                    |             |              |              | 2015               | H10MCC00018 | \$0.00       |                   |  |  |        |
|                    |             |              |              | 2016               | D10MCC00018 | \$0.00       |                   |  |  |        |
|                    |             |              |              | 2017               | D17MCC00018 | \$0.00       |                   |  |  |        |
|                    |             |              |              | 2018               | D18MCC00018 | \$0.00       |                   |  |  |        |
|                    |             |              |              | 2019               | D18MCC00018 | \$0.00       |                   |  |  |        |
|                    |             |              |              | 2020               | D20MCC00018 | \$0.00       |                   |  |  |        |
|                    |             |              |              | 2021               | D21MCC00018 | \$0.00       |                   |  |  |        |
|                    |             |              |              | 2022               | D22MCC00018 | \$0.00       |                   |  |  |        |
|                    |             |              |              | 2023               | D23MCC00018 | \$0.00       |                   |  |  |        |
|                    |             |              |              | 2024               | D24MCC00018 | \$0.00       |                   |  |  |        |
|                    |             |              |              | WATERBURY Subtotal |             |              |                   |  |  | \$0.00 |
|                    |             |              |              | PI Subtotal:       |             |              |                   |  |  | \$0.00 |
| CSG                | DN          | PI Subtotal: | WATERBURY    | CT                 | 1980        | S08MCC00001  | \$0.00            |  |  |        |
|                    |             |              |              |                    | 1981        | S08MCC00001  | \$0.00            |  |  |        |
|                    |             |              |              |                    | 1982        | S08MCC00001  | \$0.00            |  |  |        |
|                    |             |              |              |                    | 1983        | S08MCC00001  | \$0.00            |  |  |        |
|                    |             |              |              |                    | 1984        | S08MCC00001  | \$0.00            |  |  |        |
|                    |             |              |              |                    | 1985        | S08MCC00001  | \$0.00            |  |  |        |
|                    |             |              |              |                    | 1986        | S08MCC00001  | \$0.00            |  |  |        |
|                    |             |              |              |                    | 1987        | S08MCC00001  | \$0.00            |  |  |        |
|                    |             |              |              |                    | 1988        | S08MCC00001  | \$0.00            |  |  |        |
|                    |             |              |              |                    | 1989        | S08MCC00001  | \$0.00            |  |  |        |
|                    |             |              |              |                    | 1990        | S08MCC00001  | \$0.00            |  |  |        |
|                    |             |              |              |                    | 1991        | S08MCC00001  | \$0.00            |  |  |        |
|                    |             |              |              |                    | 1992        | S08MCC00001  | \$0.00            |  |  |        |
|                    |             |              |              |                    | 1993        | S08MCC00001  | \$0.00            |  |  |        |
|                    |             |              |              |                    | 1994        | S08MCC00001  | \$0.00            |  |  |        |
|                    |             |              |              |                    | 1995        | S08MCC00001  | \$0.00            |  |  |        |
|                    |             |              |              |                    | 1996        | S08MCC00001  | \$0.00            |  |  |        |
|                    |             |              |              |                    | 1997        | S08MCC00001  | \$0.00            |  |  |        |
|                    |             |              |              |                    | 1998        | S08MCC00001  | \$0.00            |  |  |        |
|                    |             |              |              |                    | 1999        | S08MCC00001  | \$0.00            |  |  |        |
|                    |             |              |              |                    | 2000        | S08MCC00001  | \$0.00            |  |  |        |
| 2001               | S08MCC00001 | \$0.00       |              |                    |             |              |                   |  |  |        |
| 2002               | S08MCC00001 | \$0.00       |              |                    |             |              |                   |  |  |        |
| 2003               | S08MCC00001 | \$0.00       |              |                    |             |              |                   |  |  |        |
| 2004               | S08MCC00001 | \$0.00       |              |                    |             |              |                   |  |  |        |
| 2005               | S08MCC00001 | \$0.00       |              |                    |             |              |                   |  |  |        |
| 2006               | S08MCC00001 | \$0.00       |              |                    |             |              |                   |  |  |        |
| 2007               | S08MCC00001 | \$0.00       |              |                    |             |              |                   |  |  |        |
| 2008               | S08MCC00001 | \$0.00       |              |                    |             |              |                   |  |  |        |
| 2009               | S08MCC00001 | \$0.00       |              |                    |             |              |                   |  |  |        |
| 2010               | S08MCC00001 | \$0.00       |              |                    |             |              |                   |  |  |        |
| 2011               | S08MCC00001 | \$0.00       |              |                    |             |              |                   |  |  |        |
| WATERBURY Subtotal |             |              |              |                    |             | \$0.00       |                   |  |  |        |
| EN Subtotal:       |             |              |              |                    |             | \$0.00       |                   |  |  |        |
| I OVC              | DN          | EN Subtotal: | WATERBURY    | CT                 | 1980        | M08MCC00001  | \$0.00            |  |  |        |
|                    |             |              |              |                    | 1981        | M08MCC00001  | \$0.00            |  |  |        |
|                    |             |              |              |                    | 1982        | M08MCC00001  | \$0.00            |  |  |        |
|                    |             |              |              |                    | 1983        | M08MCC00001  | \$0.00            |  |  |        |
|                    |             |              |              |                    | 1984        | M08MCC00001  | \$0.00            |  |  |        |
|                    |             |              |              |                    | 1985        | M08MCC00001  | \$0.00            |  |  |        |
|                    |             |              |              |                    | 1986        | M08MCC00001  | \$0.00            |  |  |        |
|                    |             |              |              |                    | 1987        | M08MCC00001  | \$0.00            |  |  |        |
|                    |             |              |              |                    | 1988        | M08MCC00001  | \$0.00            |  |  |        |

IDIS

| Program | Fund Type | Grantee Name | Grantee State Code | Grant Year          | Grant Number | Recapture Amount |
|---------|-----------|--------------|--------------------|---------------------|--------------|------------------|
| CDMS    | FI        | WATERBURY    | CT                 | 2008                | D68M2008010  | \$2.00           |
|         |           |              |                    | 2007                | D67M2008010  | \$2.00           |
|         |           |              |                    | 2008                | D68M2008010  | \$2.00           |
|         |           |              |                    | 2009                | D69M2008010  | \$2.00           |
|         |           |              |                    | 2010                | D70M2008010  | \$2.00           |
|         |           |              |                    | 2011                | D71M2008010  | \$2.00           |
|         |           |              |                    | 2012                | D72M2008010  | \$2.00           |
|         |           |              |                    | 2013                | D73M2008010  | \$2.00           |
|         |           |              |                    | 2014                | D74M2008010  | \$2.00           |
|         |           |              |                    | 2015                | D75M2008010  | \$2.00           |
|         |           |              |                    | 2016                | D76M2008010  | \$2.00           |
|         |           |              |                    | 2017                | D77M2008010  | \$2.00           |
|         |           |              |                    | 2018                | D78M2008010  | \$2.00           |
|         |           |              |                    | 2019                | D79M2008010  | \$2.00           |
|         |           |              |                    | 2020                | D80M2008010  | \$2.00           |
|         |           |              |                    | 2021                | D81M2008010  | \$2.00           |
|         |           |              |                    | 2022                | D82M2008010  | \$2.00           |
|         |           |              |                    | 2023                | D83M2008010  | \$2.00           |
|         |           |              |                    | 2024                | D84M2008010  | \$2.00           |
|         |           |              |                    | WATERBURY Subtotal: |              | \$6.00           |
|         |           |              |                    |                     |              | \$6.00           |
| CSG     | DN        | WATERBURY    | CT                 | 1990                | S30MC200001  | \$3.00           |
|         |           |              |                    | 1991                | S31MC200001  | \$3.00           |
|         |           |              |                    | 1992                | S32MC200001  | \$3.00           |
|         |           |              |                    | 1993                | S33MC200001  | \$3.00           |
|         |           |              |                    | 1994                | S34MC200001  | \$3.00           |
|         |           |              |                    | 1995                | S35MC200001  | \$3.00           |
|         |           |              |                    | 1996                | S36MC200001  | \$3.00           |
|         |           |              |                    | 1997                | S37MC200001  | \$3.00           |
|         |           |              |                    | 1998                | S38MC200001  | \$3.00           |
|         |           |              |                    | 1999                | S39MC200001  | \$3.00           |
|         |           |              |                    | 2000                | S40MC200001  | \$3.00           |
|         |           |              |                    | 2001                | S41MC200001  | \$3.00           |
|         |           |              |                    | 2002                | S42MC200001  | \$3.00           |
|         |           |              |                    | 2003                | S43MC200001  | \$3.00           |
|         |           |              |                    | 2004                | S44MC200001  | \$3.00           |
|         |           |              |                    | 2005                | S45MC200001  | \$3.00           |
|         |           |              |                    | 2006                | S46MC200001  | \$3.00           |
|         |           |              |                    | 2007                | S47MC200001  | \$3.00           |
|         |           |              |                    | 2008                | S48MC200001  | \$3.00           |
|         |           |              |                    | 2009                | S49MC200001  | \$3.00           |
|         |           |              |                    | 2010                | S50MC200001  | \$3.00           |
|         |           |              |                    | 2011                | S51MC200001  | \$3.00           |
|         |           |              |                    | WATERBURY Subtotal: |              | \$6.00           |
|         |           |              |                    |                     |              | \$6.00           |
| HOME    | DN        | WATERBURY    | CT                 | 1992                | M62M2000025  | \$0.00           |
|         |           |              |                    | 1993                | M63M2000025  | \$0.00           |
|         |           |              |                    | 1994                | M64M2000025  | \$0.00           |
|         |           |              |                    | 1995                | M65M2000025  | \$0.00           |
|         |           |              |                    | 1996                | M66M2000025  | \$0.00           |
|         |           |              |                    | 1997                | M67M2000025  | \$0.00           |
|         |           |              |                    | 1998                | M68M2000025  | \$0.00           |

DATE: 11/18/2024  
TIME: 9:34:12 AM  
PAGE: 1/32

17:32

DAI :: 11/18/2024  
TIME: 10:24:52 AM  
PAGE: 1832

18/32



U.S. DEPARTMENT OF HOUSING AND  
URBAN DEVELOPMENT  
OFFICE OF COMMUNITY PLANNING AND  
DEVELOPMENT  
-NOT - HUD GRANTS AND PROGRAMS FOLLOW

DATE: 11/16/2024  
TIME: 9:34:52 AM  
PAGE: 1932

| IDIS    |           |              |                    |            |                |                                |
|---------|-----------|--------------|--------------------|------------|----------------|--------------------------------|
| Program | Fund Type | Grantee Name | Grantee State Code | Grant Year | Grant Number   | Amount Committed to Activities |
| HOME    | EN        | WATERBURY    | CT                 | 1989       | M09AC092205    | \$87,200.00                    |
|         |           |              |                    | 1990       | M10AC092205    | \$3,630.00                     |
|         |           |              |                    | 1991       | M11AC092205    | \$386,800.00                   |
|         |           |              |                    | 1992       | M12AC092205    | \$756,250.00                   |
|         |           |              |                    | 1993       | M13AC092205    | \$826,200.00                   |
|         |           |              |                    | 1994       | M14AC092205    | \$911,320.00                   |
|         |           |              |                    | 1995       | M15AC092205    | \$138,724.00                   |
|         |           |              |                    | 1996       | M16AC092205    | \$0.00                         |
|         |           |              |                    | 1997       | M17AC092205    | \$185,779.00                   |
|         |           |              |                    | 1998       | M18AC092205    | \$444,496.00                   |
|         |           |              |                    | 1999       | M19AC092205    | \$136,222.48                   |
|         |           |              |                    | 2000       | M20AC092205    | \$728,711.00                   |
|         |           |              |                    | 2001       | M21AC092205    | \$784,982.25                   |
|         |           |              |                    | 2002       | M22AC092205    | \$806,759.00                   |
|         |           |              |                    | 2003       | M23AC092205    | \$855,541.00                   |
|         |           |              |                    | 2004       | M24AC092205    | \$859,239.00                   |
|         |           |              |                    | 2005       | M25AC092205    | \$122,455.00                   |
|         |           |              |                    | 2006       | M26AC092205    | \$172,375.00                   |
|         |           |              |                    | 2007       | M27AC092205    | \$0.00                         |
|         |           |              |                    | 2008       | M28AC092205    | \$0.00                         |
|         |           |              |                    | 2009       | M29AC092205    | \$0.00                         |
|         |           |              |                    | 2010       | M30AC092205    | \$0.00                         |
|         |           |              |                    | 2011       | M31AC092205    | \$0.00                         |
|         |           |              |                    | 2012       | M32AC092205    | \$0.00                         |
|         |           |              |                    | 2013       | M33AC092205    | \$0.00                         |
|         |           |              |                    | 2014       | M34AC092205    | \$0.00                         |
|         |           |              |                    | 2015       | M35AC092205    | \$0.00                         |
|         |           |              |                    | 2016       | M36AC092205    | \$0.00                         |
|         |           |              |                    | 2017       | M37AC092205    | \$0.00                         |
|         |           |              |                    | 2018       | M38AC092205    | \$0.00                         |
|         |           |              |                    | 2019       | M39AC092205    | \$0.00                         |
|         |           |              |                    | 2020       | M40AC092205    | \$0.00                         |
|         |           |              |                    | 2021       | M41AC092205    | \$0.00                         |
|         |           |              |                    | 2022       | M42AC092205    | \$0.00                         |
|         |           |              |                    | 2023       | M43AC092205    | \$0.00                         |
|         |           |              |                    | 2024       | M44AC092205    | \$0.00                         |
|         |           |              |                    |            | WATERBURY Sub: | \$13,799,444.34                |
|         |           |              |                    |            | EN Subtotal:   | \$13,799,444.34                |
| PA      | EN        | WATERBURY    | CT                 | 1989       | M09AC092205    | \$767,197.00                   |
|         |           |              |                    | 1990       | M10AC092205    | \$11,130.50                    |
|         |           |              |                    | 1991       | M11AC092205    | \$11,472.00                    |
|         |           |              |                    | 1992       | M12AC092205    | \$134,462.00                   |
|         |           |              |                    | 1993       | M13AC092205    | \$75,565.00                    |
|         |           |              |                    | 1994       | M14AC092205    | \$82,525.00                    |
|         |           |              |                    | 1995       | M15AC092205    | \$52,238.00                    |
|         |           |              |                    | 1996       | M16AC092205    | \$163,232.00                   |
|         |           |              |                    | 1997       | M17AC092205    | \$15,175.00                    |
|         |           |              |                    | 1998       | M18AC092205    | \$15,033.00                    |
|         |           |              |                    | 1999       | M19AC092205    | \$31,389.72                    |
|         |           |              |                    | 2000       | M20AC092205    | \$37,236.52                    |
|         |           |              |                    | 2001       | M21AC092205    | \$5,099.40                     |
|         |           |              |                    | 2002       | M22AC092205    | \$20,473.00                    |
|         |           |              |                    | 2003       | M23AC092205    | \$37,422.57                    |
|         |           |              |                    | 2004       | M24AC092205    | \$12,118.77                    |
|         |           |              |                    | 2005       | M25AC092205    | \$12,500.00                    |
|         |           |              |                    | 2006       | M26AC092205    | \$0.00                         |
|         |           |              |                    |            | WATERBURY Sub: | \$1,369,336.55                 |
|         |           |              |                    |            | PA Subtotal:   | \$1,369,336.55                 |
|         |           |              |                    |            | WATERBURY Sub: | \$1,369,336.55                 |
|         |           |              |                    |            | 1932           |                                |

U.S. DEPARTMENT OF HOUSING AND  
URBAN DEVELOPMENT  
OFFICE OF COMMUNITY PLANNING AND  
DEVELOPMENT  
PROVIDING Grants and Program Income

DATE: 11/16/2024  
TIME: 9:34:52 AM  
PAGE: 20/32

IDIS

| Program | Fund Type | Grantee Name | Grantee State Code | Grant Year      | Grant Number | Net Drawn Amount |
|---------|-----------|--------------|--------------------|-----------------|--------------|------------------|
| HOME    | EN        | WATERBURY    | CT                 | 1999            | M09AC090205  | \$97,200.00      |
|         |           |              |                    | 2000            | M00AC090205  | \$81,600.00      |
|         |           |              |                    | 2001            | M01AC090205  | \$86,850.00      |
|         |           |              |                    | 2002            | M02AC090205  | \$76,250.00      |
|         |           |              |                    | 2003            | M03AC090205  | \$36,500.00      |
|         |           |              |                    | 2004            | M04AC090205  | \$91,620.89      |
|         |           |              |                    | 2005            | M05AC090205  | \$126,774.18     |
|         |           |              |                    | 2006            | M06AC090205  | \$0.00           |
|         |           |              |                    | 2007            | M07AC090205  | \$66,779.87      |
|         |           |              |                    | 2008            | M08AC090205  | \$124,494.36     |
|         |           |              |                    | 2009            | M09AC090205  | \$124,525.48     |
|         |           |              |                    | 2010            | M10AC090205  | \$120,711.80     |
|         |           |              |                    | 2011            | M11AC090205  | \$184,652.34     |
|         |           |              |                    | 2012            | M12AC090205  | \$186,558.82     |
|         |           |              |                    | 2013            | M13AC090205  | \$186,841.82     |
|         |           |              |                    | 2014            | M14AC090205  | \$659,039.82     |
|         |           |              |                    | 2015            | M15AC090205  | \$420,115.12     |
|         |           |              |                    | 2016            | M16AC090205  | \$472,275.85     |
|         |           |              |                    | 2017            | M17AC090205  | \$0.00           |
|         |           |              |                    | 2018            | M18AC090205  | \$0.00           |
|         |           |              |                    | 2019            | M19AC090205  | \$0.00           |
|         |           |              |                    | 2020            | M20AC090205  | \$0.00           |
|         |           |              |                    | 2021            | M21AC090205  | \$0.00           |
|         |           |              |                    | 2022            | M22AC090205  | \$0.00           |
|         |           |              |                    | 2023            | M23AC090205  | \$0.00           |
|         |           |              |                    | 2024            | M24AC090205  | \$0.00           |
|         |           |              |                    | WATERBURY Subt: |              | \$10,795,444.34  |
|         |           |              |                    | EN Subtotal:    |              | \$10,795,444.34  |
|         | FI        | WATERBURY    | CT                 | 1999            | M09AC090205  | \$267,187.67     |
|         |           |              |                    | 2000            | M00AC090205  | \$171,535.38     |
|         |           |              |                    | 2001            | M01AC090205  | \$15,142.08      |
|         |           |              |                    | 2002            | M02AC090205  | \$134,487.95     |
|         |           |              |                    | 2003            | M03AC090205  | \$19,085.96      |
|         |           |              |                    | 2004            | M04AC090205  | \$46,922.96      |
|         |           |              |                    | 2005            | M05AC090205  | \$13,222.99      |
|         |           |              |                    | 2006            | M06AC090205  | \$193,222.80     |
|         |           |              |                    | 2007            | M07AC090205  | \$18,478.47      |
|         |           |              |                    | 2008            | M08AC090205  | \$19,932.36      |
|         |           |              |                    | 2009            | M09AC090205  | \$11,386.72      |
|         |           |              |                    | 2010            | M10AC090205  | \$27,226.52      |
|         |           |              |                    | 2011            | M11AC090205  | \$8,009.65       |
|         |           |              |                    | 2012            | M12AC090205  | \$20,470.85      |
|         |           |              |                    | 2013            | M13AC090205  | \$27,122.27      |
|         |           |              |                    | 2014            | M14AC090205  | \$13,718.77      |
|         |           |              |                    | 2015            | M15AC090205  | \$12,353.57      |
|         |           |              |                    | 2017            | M17AC090205  | \$2,555.20       |
|         |           |              |                    | WATERBURY Subt: |              | \$1,349,338.53   |
|         |           |              |                    | FI Subtotal:    |              | \$1,349,338.53   |
| 7A      |           | WATERBURY    | CT                 | 2013            | M13AC090205  | \$3,531.53       |
|         |           |              |                    | WATERBURY Subt: |              | \$3,531.53       |

20/32

DATE: 11/18/2024  
TIME: 9:34:52 AM  
PAGE: 21/32

| Programs | Fund Type | Grantee Name | Grantee State Code | Grant Year | Grant Number | FY YTD Net Draw | Net Draw Request |
|----------|-----------|--------------|--------------------|------------|--------------|-----------------|------------------|
| 4-046    | PN        | WATERBURY    | CT                 | 2009       | M00AC002205  |                 | \$0.00           |
|          |           |              |                    | 2009       | M00AC002206  |                 | \$0.00           |
|          |           |              |                    | 2009       | M00AC002208  |                 | \$0.00           |
|          |           |              |                    | 2002       | M00AC002205  |                 | \$0.00           |
|          |           |              |                    | 2003       | M00AC002206  |                 | \$0.00           |
|          |           |              |                    | 2009       | M00AC002209  |                 | \$0.00           |
|          |           |              |                    | 2009       | M00AC002210  |                 | \$0.00           |
|          |           |              |                    | 2009       | M00AC002211  |                 | \$0.00           |
|          |           |              |                    | 2009       | M00AC002212  |                 | \$0.00           |
|          |           |              |                    | 2009       | M00AC002213  |                 | \$0.00           |
|          |           |              |                    | 2009       | M00AC002214  |                 | \$0.00           |
|          |           |              |                    | 2009       | M00AC002215  |                 | \$0.00           |
|          |           |              |                    | 2009       | M00AC002216  |                 | \$0.00           |
|          |           |              |                    | 2009       | M00AC002217  |                 | \$0.00           |
|          |           |              |                    | 2009       | M00AC002218  |                 | \$0.00           |
|          |           |              |                    | 2009       | M00AC002219  |                 | \$0.00           |
|          |           |              |                    | 2009       | M00AC002220  |                 | \$0.00           |
|          |           |              |                    | 2009       | M00AC002221  |                 | \$0.00           |
|          |           |              |                    | 2009       | M00AC002222  |                 | \$0.00           |
|          |           |              |                    | 2009       | M00AC002223  |                 | \$0.00           |
|          |           |              |                    | 2009       | M00AC002224  |                 | \$0.00           |
|          |           |              |                    | 2009       | M00AC002225  |                 | \$0.00           |
|          |           |              |                    | 2009       | M00AC002226  |                 | \$0.00           |
|          |           |              |                    | 2009       | M00AC002227  |                 | \$0.00           |
|          |           |              |                    | 2009       | M00AC002228  |                 | \$0.00           |
|          |           |              |                    | 2009       | M00AC002229  |                 | \$0.00           |
|          |           |              |                    | 2009       | M00AC002230  |                 | \$0.00           |
|          |           |              |                    | 2009       | M00AC002231  |                 | \$0.00           |
|          |           |              |                    | 2009       | M00AC002232  |                 | \$0.00           |
|          |           |              |                    | 2009       | M00AC002233  |                 | \$0.00           |
|          |           |              |                    | 2009       | M00AC002234  |                 | \$0.00           |
|          |           |              |                    | 2009       | M00AC002235  |                 | \$0.00           |
|          |           |              |                    | 2009       | M00AC002236  |                 | \$0.00           |
|          |           |              |                    | 2009       | M00AC002237  |                 | \$0.00           |
|          |           |              |                    | 2009       | M00AC002238  |                 | \$0.00           |
|          |           |              |                    | 2009       | M00AC002239  |                 | \$0.00           |
|          |           |              |                    | 2009       | M00AC002240  |                 | \$0.00           |
|          |           |              |                    | 2009       | M00AC002241  |                 | \$0.00           |
|          |           |              |                    | 2009       | M00AC002242  |                 | \$0.00           |
|          |           |              |                    | 2009       | M00AC002243  |                 | \$0.00           |
|          |           |              |                    | 2009       | M00AC002244  |                 | \$0.00           |
|          |           |              |                    | 2009       | M00AC002245  |                 | \$0.00           |
|          |           |              |                    | 2009       | M00AC002246  |                 | \$0.00           |
|          |           |              |                    | 2009       | M00AC002247  |                 | \$0.00           |
|          |           |              |                    | 2009       | M00AC002248  |                 | \$0.00           |
|          |           |              |                    | 2009       | M00AC002249  |                 | \$0.00           |
|          |           |              |                    | 2009       | M00AC002250  |                 | \$0.00           |
|          |           |              |                    | 2009       | M00AC002251  |                 | \$0.00           |
|          |           |              |                    | 2009       | M00AC002252  |                 | \$0.00           |
|          |           |              |                    | 2009       | M00AC002253  |                 | \$0.00           |
|          |           |              |                    | 2009       | M00AC002254  |                 | \$0.00           |
|          |           |              |                    | 2009       | M00AC002255  |                 | \$0.00           |
|          |           |              |                    | 2009       | M00AC002256  |                 | \$0.00           |
|          |           |              |                    | 2009       | M00AC002257  |                 | \$0.00           |
|          |           |              |                    | 2009       | M00AC002258  |                 | \$0.00           |
|          |           |              |                    | 2009       | M00AC002259  |                 | \$0.00           |
|          |           |              |                    | 2009       | M00AC002260  |                 | \$0.00           |
|          |           |              |                    | 2009       | M00AC002261  |                 | \$0.00           |
|          |           |              |                    | 2009       | M00AC002262  |                 | \$0.00           |
|          |           |              |                    | 2009       | M00AC002263  |                 | \$0.00           |
|          |           |              |                    | 2009       | M00AC002264  |                 | \$0.00           |
|          |           |              |                    | 2009       | M00AC002265  |                 | \$0.00           |
|          |           |              |                    | 2009       | M00AC002266  |                 | \$0.00           |
|          |           |              |                    | 2009       | M00AC002267  |                 | \$0.00           |
|          |           |              |                    | 2009       | M00AC002268  |                 | \$0.00           |
|          |           |              |                    | 2009       | M00AC002269  |                 | \$0.00           |
|          |           |              |                    | 2009       | M00AC002270  |                 | \$0.00           |
|          |           |              |                    | 2009       | M00AC002271  |                 | \$0.00           |
|          |           |              |                    | 2009       | M00AC002272  |                 | \$0.00           |

U.S. DEPARTMENT OF HOUSING AND  
URBAN DEVELOPMENT  
OFFICE OF COMMUNITY PLANNING AND  
DEVELOPMENT  
PI01 - HUD Goals and Program Income

DATE: 1/19/2024  
TIME: 9:44:52 AM  
PAGE: 22/32

| IDIS | Program | Fund Type | Grantee Name | Grantee State Code | Grant Year | Grant Number       | Available to Commit |
|------|---------|-----------|--------------|--------------------|------------|--------------------|---------------------|
|      | HOMF    | EN        | NA           | ENBURY             | CT         | 1999               | M06HCP0200F \$0.00  |
|      |         |           |              |                    | 2000       | M06HCP0202B \$0.00 |                     |
|      |         |           |              |                    | 2001       | M06HCP0202B \$0.00 |                     |
|      |         |           |              |                    | 2002       | M06HCP0202B \$0.20 |                     |
|      |         |           |              |                    | 2003       | M06HCP0202B \$0.00 |                     |
|      |         |           |              |                    | 2004       | M06HCP0202B \$0.00 |                     |
|      |         |           |              |                    | 2005       | M06HCP0202B \$0.00 |                     |
|      |         |           |              |                    | 2006       | M06HCP0202B \$0.00 |                     |
|      |         |           |              |                    | 2007       | M06HCP0202B \$0.00 |                     |
|      |         |           |              |                    | 2008       | M06HCP0202B \$0.00 |                     |
|      |         |           |              |                    | 2009       | M06HCP0202B \$0.00 |                     |
|      |         |           |              |                    | 2010       | M06HCP0202B \$0.00 |                     |
|      |         |           |              |                    | 2011       | M06HCP0202B \$0.00 |                     |
|      |         |           |              |                    | 2012       | M06HCP0202B \$0.00 |                     |
|      |         |           |              |                    | 2013       | M06HCP0202B \$0.00 |                     |
|      |         |           |              |                    | 2014       | M06HCP0202B \$0.00 |                     |
|      |         |           |              |                    | 2015       | M06HCP0202B \$0.00 |                     |
|      |         |           |              |                    | 2016       | M06HCP0202B \$0.00 |                     |
|      |         |           |              |                    | 2017       | M06HCP0202B \$0.00 |                     |
|      |         |           |              |                    | 2018       | M06HCP0202B \$0.00 |                     |
|      |         |           |              |                    | 2019       | M06HCP0202B \$0.00 |                     |
|      |         |           |              |                    | 2020       | M06HCP0202B \$0.00 |                     |
|      |         |           |              |                    | 2021       | M06HCP0202B \$0.00 |                     |
|      |         |           |              |                    | 2022       | M06HCP0202B \$0.00 |                     |
|      |         |           |              |                    | 2023       | M06HCP0202B \$0.00 |                     |
|      |         |           |              |                    | 2024       | M06HCP0202B \$0.00 |                     |
|      |         |           |              |                    | 2025       | M06HCP0202B \$0.00 |                     |
|      |         |           |              |                    | 2026       | M06HCP0202B \$0.00 |                     |
|      |         |           |              |                    | 2027       | M06HCP0202B \$0.00 |                     |
|      |         |           |              |                    | 2028       | M06HCP0202B \$0.00 |                     |
|      |         |           |              |                    | 2029       | M06HCP0202B \$0.00 |                     |
|      |         |           |              |                    | 2030       | M06HCP0202B \$0.00 |                     |
|      |         |           |              |                    | 2031       | M06HCP0202B \$0.00 |                     |
|      |         |           |              |                    | 2032       | M06HCP0202B \$0.00 |                     |
|      |         |           |              |                    | 2033       | M06HCP0202B \$0.00 |                     |
|      |         |           |              |                    | 2034       | M06HCP0202B \$0.00 |                     |
|      |         |           |              |                    | 2035       | M06HCP0202B \$0.00 |                     |
|      |         |           |              |                    | 2036       | M06HCP0202B \$0.00 |                     |
|      |         |           |              |                    | 2037       | M06HCP0202B \$0.00 |                     |
|      |         |           |              |                    | 2038       | M06HCP0202B \$0.00 |                     |
|      |         |           |              |                    | 2039       | M06HCP0202B \$0.00 |                     |
|      |         |           |              |                    | 2040       | M06HCP0202B \$0.00 |                     |
|      |         |           |              |                    | 2041       | M06HCP0202B \$0.00 |                     |
|      |         |           |              |                    | 2042       | M06HCP0202B \$0.00 |                     |
|      |         |           |              |                    | 2043       | M06HCP0202B \$0.00 |                     |
|      |         |           |              |                    | 2044       | M06HCP0202B \$0.00 |                     |
|      |         |           |              |                    | 2045       | M06HCP0202B \$0.00 |                     |
|      |         |           |              |                    | 2046       | M06HCP0202B \$0.00 |                     |
|      |         |           |              |                    | 2047       | M06HCP0202B \$0.00 |                     |
|      |         |           |              |                    | 2048       | M06HCP0202B \$0.00 |                     |
|      |         |           |              |                    | 2049       | M06HCP0202B \$0.00 |                     |
|      |         |           |              |                    | 2050       | M06HCP0202B \$0.00 |                     |
|      |         |           |              |                    | 2051       | M06HCP0202B \$0.00 |                     |
|      |         |           |              |                    | 2052       | M06HCP0202B \$0.00 |                     |
|      |         |           |              |                    | 2053       | M06HCP0202B \$0.00 |                     |
|      |         |           |              |                    | 2054       | M06HCP0202B \$0.00 |                     |
|      |         |           |              |                    | 2055       | M06HCP0202B \$0.00 |                     |
|      |         |           |              |                    | 2056       | M06HCP0202B \$0.00 |                     |
|      |         |           |              |                    | 2057       | M06HCP0202B \$0.00 |                     |
|      |         |           |              |                    | 2058       | M06HCP0202B \$0.00 |                     |
|      |         |           |              |                    | 2059       | M06HCP0202B \$0.00 |                     |
|      |         |           |              |                    | 2060       | M06HCP0202B \$0.00 |                     |
|      |         |           |              |                    | 2061       | M06HCP0202B \$0.00 |                     |
|      |         |           |              |                    | 2062       | M06HCP0202B \$0.00 |                     |
|      |         |           |              |                    | 2063       | M06HCP0202B \$0.00 |                     |
|      |         |           |              |                    | 2064       | M06HCP0202B \$0.00 |                     |
|      |         |           |              |                    | 2065       | M06HCP0202B \$0.00 |                     |
|      |         |           |              |                    | 2066       | M06HCP0202B \$0.00 |                     |
|      |         |           |              |                    | 2067       | M06HCP0202B \$0.00 |                     |
|      |         |           |              |                    | 2068       | M06HCP0202B \$0.00 |                     |
|      |         |           |              |                    | 2069       | M06HCP0202B \$0.00 |                     |
|      |         |           |              |                    | 2070       | M06HCP0202B \$0.00 |                     |
|      |         |           |              |                    | 2071       | M06HCP0202B \$0.00 |                     |
|      |         |           |              |                    | 2072       | M06HCP0202B \$0.00 |                     |
|      |         |           |              |                    | 2073       | M06HCP0202B \$0.00 |                     |
|      |         |           |              |                    | 2074       | M06HCP0202B \$0.00 |                     |
|      |         |           |              |                    | 2075       | M06HCP0202B \$0.00 |                     |
|      |         |           |              |                    | 2076       | M06HCP0202B \$0.00 |                     |
|      |         |           |              |                    | 2077       | M06HCP0202B \$0.00 |                     |
|      |         |           |              |                    | 2078       | M06HCP0202B \$0.00 |                     |
|      |         |           |              |                    | 2079       | M06HCP0202B \$0.00 |                     |
|      |         |           |              |                    | 2080       | M06HCP0202B \$0.00 |                     |
|      |         |           |              |                    | 2081       | M06HCP0202B \$0.00 |                     |
|      |         |           |              |                    | 2082       | M06HCP0202B \$0.00 |                     |
|      |         |           |              |                    | 2083       | M06HCP0202B \$0.00 |                     |
|      |         |           |              |                    | 2084       | M06HCP0202B \$0.00 |                     |
|      |         |           |              |                    | 2085       | M06HCP0202B \$0.00 |                     |
|      |         |           |              |                    | 2086       | M06HCP0202B \$0.00 |                     |
|      |         |           |              |                    | 2087       | M06HCP0202B \$0.00 |                     |
|      |         |           |              |                    | 2088       | M06HCP0202B \$0.00 |                     |
|      |         |           |              |                    | 2089       | M06HCP0202B \$0.00 |                     |
|      |         |           |              |                    | 2090       | M06HCP0202B \$0.00 |                     |
|      |         |           |              |                    | 2091       | M06HCP0202B \$0.00 |                     |
|      |         |           |              |                    | 2092       | M06HCP0202B \$0.00 |                     |
|      |         |           |              |                    | 2093       | M06HCP0202B \$0.00 |                     |
|      |         |           |              |                    | 2094       | M06HCP0202B \$0.00 |                     |
|      |         |           |              |                    | 2095       | M06HCP0202B \$0.00 |                     |
|      |         |           |              |                    | 2096       | M06HCP0202B \$0.00 |                     |
|      |         |           |              |                    | 2097       | M06HCP0202B \$0.00 |                     |
|      |         |           |              |                    | 2098       | M06HCP0202B \$0.00 |                     |
|      |         |           |              |                    | 2099       | M06HCP0202B \$0.00 |                     |
|      |         |           |              |                    | 2100       | M06HCP0202B \$0.00 |                     |
|      |         |           |              |                    | 2101       | M06HCP0202B \$0.00 |                     |
|      |         |           |              |                    | 2102       | M06HCP0202B \$0.00 |                     |
|      |         |           |              |                    | 2103       | M06HCP0202B \$0.00 |                     |
|      |         |           |              |                    | 2104       | M06HCP0202B \$0.00 |                     |
|      |         |           |              |                    | 2105       | M06HCP0202B \$0.00 |                     |
|      |         |           |              |                    | 2106       | M06HCP0202B \$0.00 |                     |
|      |         |           |              |                    | 2107       | M06HCP0202B \$0.00 |                     |
|      |         |           |              |                    | 2108       | M06HCP0202B \$0.00 |                     |
|      |         |           |              |                    | 2109       | M06HCP0202B \$0.00 |                     |
|      |         |           |              |                    | 2110       | M06HCP0202B \$0.00 |                     |
|      |         |           |              |                    | 2111       | M06HCP0202B \$0.00 |                     |
|      |         |           |              |                    | 2112       | M06HCP0202B \$0.00 |                     |
|      |         |           |              |                    | 2113       | M06HCP0202B \$0.00 |                     |
|      |         |           |              |                    | 2114       | M06HCP0202B \$0.00 |                     |
|      |         |           |              |                    | 2115       | M06HCP0202B \$0.00 |                     |
|      |         |           |              |                    | 2116       | M06HCP0202B \$0.00 |                     |
|      |         |           |              |                    | 2117       | M06HCP0202B \$0.00 |                     |
|      |         |           |              |                    | 2118       | M06HCP0202B \$0.00 |                     |
|      |         |           |              |                    | 2119       | M06HCP0202B \$0.00 |                     |
|      |         |           |              |                    | 2120       | M06HCP0202B \$0.00 |                     |
|      |         |           |              |                    | 2121       | M06HCP0202B \$0.00 |                     |
|      |         |           |              |                    | 2122       | M06HCP0202B \$0.00 |                     |
|      |         |           |              |                    | 2123       | M06HCP0202B \$0.00 |                     |
|      |         |           |              |                    | 2124       | M06HCP0202B \$0.00 |                     |
|      |         |           |              |                    | 2125       | M06HCP0202B \$0.00 |                     |
|      |         |           |              |                    | 2126       | M06HCP0202B \$0.00 |                     |
|      |         |           |              |                    | 2127       | M06HCP0202B \$0.00 |                     |
|      |         |           |              |                    | 2128       | M06HCP0202B \$0.00 |                     |
|      |         |           |              |                    | 2129       | M06HCP0202B \$0.00 |                     |
|      |         |           |              |                    | 2130       | M06HCP0202B \$0.00 |                     |
|      |         |           |              |                    | 2131       | M06HCP0202B \$0.00 |                     |
|      |         |           |              |                    | 2132       | M06HCP0202B \$0.00 |                     |
|      |         |           |              |                    | 2133       | M06HCP0202B \$0.00 |                     |
|      |         |           |              |                    | 2134       | M06HCP0202B \$0.00 |                     |
|      |         |           |              |                    | 2135       | M06HCP0202B \$0.00 |                     |
|      |         |           |              |                    | 2136       | M06HCP0202B \$0.00 |                     |
|      |         |           |              |                    | 2137       | M06HCP0202B \$0.00 |                     |
|      |         |           |              |                    | 2138       | M06HCP0202B \$0.00 |                     |
|      |         |           |              |                    | 2139       | M06HCP0202B \$0.00 |                     |
|      |         |           |              |                    | 2140       | M06HCP0202B \$0.00 |                     |
|      |         |           |              |                    | 2141       | M06HCP0202B \$0.00 |                     |
|      |         |           |              |                    | 2142       | M06HCP0202B \$0.00 |                     |
|      |         |           |              |                    | 2143       | M06HCP0202B \$0.00 |                     |
|      |         |           |              |                    | 2144       | M06HCP0202B \$0.00 |                     |
|      |         |           |              |                    | 2145       | M06HCP0202B \$0.00 |                     |
|      |         |           |              |                    | 2146       | M06HCP0202B \$0.00 |                     |
|      |         |           |              |                    | 2147       | M06HCP0202B \$0.00 |                     |
|      |         |           |              |                    | 2148       | M06HCP0202B \$0.00 |                     |
|      |         |           |              |                    | 2149       | M06HCP0202B \$0.00 |                     |
|      |         |           |              |                    | 2150       | M06HCP0202B \$0.00 |                     |
|      |         |           |              |                    | 2151       | M06HCP0202B \$0.00 |                     |
|      |         |           |              |                    | 2152       | M06HCP0202B \$0.00 |                     |
|      |         |           |              |                    | 2153       | M06HCP0202B \$0.00 |                     |
|      |         |           |              |                    | 2154       | M06HCP0202B \$0.00 |                     |
|      |         |           |              |                    | 2155       | M06HCP0202B \$0.00 |                     |
|      |         |           |              |                    | 2156       | M06HCP0202B \$0.00 |                     |
|      |         |           |              |                    | 2157       | M06HCP0202B \$0.00 |                     |
|      |         |           |              |                    | 2158       | M06HCP0202B \$0.00 |                     |
|      |         |           |              |                    | 2159       | M06HCP0202B \$0.00 |                     |
|      |         |           |              |                    | 2160       | M06HCP0202B \$0.00 |                     |
|      |         |           |              |                    | 2161       | M06HCP0202B \$0.00 |                     |
|      |         |           |              |                    | 2162       | M06HCP0202B \$0.00 |                     |
|      |         |           |              |                    | 2163       | M06HCP0202B \$0.00 |                     |
|      |         |           |              |                    | 2164       | M06HCP0202B \$0.00 |                     |
|      |         |           |              |                    | 2165       | M06HCP0202B \$0.00 |                     |
|      |         |           |              |                    | 2166       | M06HCP0202B \$0.00 |                     |
|      |         |           |              |                    | 2167       | M06HCP0202B \$0.00 |                     |
|      |         |           |              |                    | 2168       | M06HCP0202B \$0.00 |                     |
|      |         |           |              |                    | 2169       | M06HCP0202B \$0.00 |                     |
|      |         |           |              |                    | 2170       | M06HCP0202B \$0.00 |                     |
|      |         |           |              |                    | 2171       | M06HCP0202B \$0.00 |                     |
|      |         |           |              |                    | 2172       | M06HCP0202B \$0.00 |                     |
|      |         |           |              |                    | 2173       | M06HCP0202B \$0.00 |                     |
|      |         |           |              |                    | 2174       | M06HCP0202B \$0.00 |                     |
|      |         |           |              |                    | 2175       | M06HCP0202B \$0.00 |                     |
|      |         |           |              |                    | 2176       | M06HCP0202B \$0.00 |                     |
|      |         |           |              |                    | 2177       | M06HCP0202B \$0.00 |                     |
|      |         |           |              |                    | 2178       | M06HCP0202B \$0.00 |                     |
|      |         |           |              |                    | 2179       | M06HCP0202B \$0.00 |                     |
|      |         |           |              |                    | 2180       | M06HCP0202B \$0.00 |                     |
|      |         |           |              |                    | 2181       | M06HCP0202B \$0.00 |                     |
|      |         |           |              |                    | 2182       | M06HCP0202B \$0.00 |                     |
|      |         |           |              |                    | 2183       | M06HCP0202B \$0.00 |                     |
|      |         |           |              |                    | 2184       | M06HCP0202B \$0.00 |                     |
|      |         |           |              |                    | 2185       | M06HCP0202B \$0.00 |                     |
|      |         |           |              |                    | 2186       | M06HCP0202B \$0.00 |                     |
|      |         |           |              |                    | 2187       | M06HCP0202B \$0.00 |                     |
|      |         |           |              |                    | 2188       | M06HCP0202B \$0.00 |                     |
|      |         |           |              |                    | 2189       | M06HCP0202B \$0.00 |                     |
|      |         |           |              |                    | 2190       | M06HCP0202B \$0.00 |                     |
|      |         |           |              |                    | 2191       | M06HCP0202B \$0.00 |                     |
|      |         |           |              |                    | 2192       | M06HCP0202B \$0.00 |                     |
|      |         |           |              |                    | 2193       | M06HCP0202B \$0.00 |                     |
|      |         |           |              |                    | 2194       | M06HCP0202B \$0.00 |                     |
|      |         |           |              |                    | 2195       | M06HCP0202B \$0.00 |                     |
|      |         |           |              |                    | 2196       | M06HCP0202B \$0.00 |                     |
|      |         |           |              |                    | 2197       | M06HCP0202B \$0.00 |                     |
|      |         |           |              |                    | 2198       | M06HCP0202B \$0.00 |                     |
|      |         |           |              |                    | 2199       | M06HCP0202B \$0.00 |                     |
|      |         |           |              |                    | 2200       | M06HCP0202B \$0.00 |                     |
|      |         |           |              |                    | 2201       | M06HCP0202B \$0.00 |                     |
|      |         |           |              |                    | 2202       | M06HCP0202B \$0.00 |                     |
|      |         |           |              |                    | 2203       | M06HCP0202B \$0.00 |                     |
|      |         |           |              |                    | 2204       | M06HCP0202B \$0.00 |                     |
|      |         |           |              |                    | 2205       | M06HCP0202B \$0.00 |                     |
|      |         |           |              |                    | 2206       | M06HCP0202B \$0.00 |                     |
|      |         |           |              |                    | 2207       | M06HCP0202B \$0.00 |                     |
|      |         |           |              |                    | 2208       | M06HCP0202B \$0.00 |                     |
|      |         |           |              |                    | 2209       | M06HCP0202B \$0.00 |                     |
|      |         |           |              |                    | 2210       | M06HCP0202B \$0.00 |                     |
|      |         |           |              |                    | 2211       | M06HCP0202B \$0.00 |                     |
|      |         |           |              |                    | 2212       | M06HCP0202B \$0.00 |                     |
|      |         |           |              |                    | 2213       | M06HCP0202B \$0.00 |                     |
|      |         |           |              |                    | 2214       | M06HCP0202B \$0.00 |                     |
|      |         |           |              |                    | 2215       | M06HCP0202B \$0.00 |                     |
|      |         |           |              |                    | 2216       | M06HCP0202B \$0.00 |                     |
|      |         |           |              |                    | 2217       | M06HCP0202B \$0.00 |                     |
|      |         |           |              |                    | 2218       | M06HCP0202B \$0.00 |                     |
|      |         |           |              |                    | 2219       | M06HCP0202B \$0.00 |                     |
|      |         |           |              |                    | 2220       | M06HCP0202B \$0.00 |                     |
|      |         |           |              |                    | 2221       | M06HCP0202B \$0.00 |                     |
|      |         |           |              |                    | 2222       | M06HCP0202B \$0.00 |                     |
|      |         |           |              |                    |            |                    |                     |

DATE: 11/18/2024  
TIME: 9:34:52 AM  
PAGE: 23/32

2332

U.S. DEPARTMENT OF HOUSING AND  
URBAN DEVELOPMENT  
OFFICE OF COMMUNITY PLANNING AND  
DEVELOPMENT  
PH01 - HUD Grants and Program Income

DATE: 11/19/2024  
TIME: 09:52 AM  
PAGE: 14/37

IDIS

| Program | Fund Type | Grantee Name | Grantee State Code | Grant Year | Grant Number | Receipture Amount |
|---------|-----------|--------------|--------------------|------------|--------------|-------------------|
| HOME    | EN        | WATERBURY    | CT                 | 2001       | M10AC200100  | \$0.00            |
|         |           |              |                    | 2001       | M10AC200100  | \$0.00            |
|         |           |              |                    | 2001       | M10AC200100  | \$0.00            |
|         |           |              |                    | 2002       | M10AC200200  | \$0.00            |
|         |           |              |                    | 2002       | M10AC200200  | \$0.00            |
|         |           |              |                    | 2003       | M10AC200300  | \$0.00            |
|         |           |              |                    | 2003       | M10AC200300  | \$0.00            |
|         |           |              |                    | 2004       | M10AC200400  | \$0.00            |
|         |           |              |                    | 2004       | M10AC200400  | \$0.00            |
|         |           |              |                    | 2005       | M10AC200500  | \$0.00            |
|         |           |              |                    | 2005       | M10AC200500  | \$0.00            |
|         |           |              |                    | 2006       | M10AC200600  | \$0.00            |
|         |           |              |                    | 2006       | M10AC200600  | \$0.00            |
|         |           |              |                    | 2007       | M10AC200700  | \$0.00            |
|         |           |              |                    | 2007       | M10AC200700  | \$0.00            |
|         |           |              |                    | 2008       | M10AC200800  | \$0.00            |
|         |           |              |                    | 2008       | M10AC200800  | \$0.00            |
|         |           |              |                    | 2009       | M10AC200900  | \$0.00            |
|         |           |              |                    | 2009       | M10AC200900  | \$0.00            |
|         |           |              |                    | 2010       | M10AC201000  | \$0.00            |
|         |           |              |                    | 2010       | M10AC201000  | \$0.00            |
|         |           |              |                    | 2011       | M10AC201100  | \$0.00            |
|         |           |              |                    | 2011       | M10AC201100  | \$0.00            |
|         |           |              |                    | 2012       | M10AC201200  | \$0.00            |
|         |           |              |                    | 2012       | M10AC201200  | \$0.00            |
|         |           |              |                    | 2013       | M10AC201300  | \$0.00            |
|         |           |              |                    | 2013       | M10AC201300  | \$0.00            |
|         |           |              |                    | 2014       | M10AC201400  | \$0.00            |
|         |           |              |                    | 2014       | M10AC201400  | \$0.00            |
|         |           |              |                    | 2015       | M10AC201500  | \$0.00            |
|         |           |              |                    | 2015       | M10AC201500  | \$0.00            |
|         |           |              |                    | 2016       | M10AC201600  | \$0.00            |
|         |           |              |                    | 2016       | M10AC201600  | \$0.00            |
|         |           |              |                    | 2017       | M10AC201700  | \$0.00            |
|         |           |              |                    | 2017       | M10AC201700  | \$0.00            |
|         |           |              |                    | 2018       | M10AC201800  | \$0.00            |
|         |           |              |                    | 2018       | M10AC201800  | \$0.00            |
|         |           |              |                    | 2019       | M10AC201900  | \$0.00            |
|         |           |              |                    | 2019       | M10AC201900  | \$0.00            |
|         |           |              |                    | 2020       | M10AC202000  | \$0.00            |
|         |           |              |                    | 2020       | M10AC202000  | \$0.00            |
|         |           |              |                    | 2021       | M10AC202100  | \$0.00            |
|         |           |              |                    | 2021       | M10AC202100  | \$0.00            |
|         |           |              |                    | 2022       | M10AC202200  | \$0.00            |
|         |           |              |                    | 2022       | M10AC202200  | \$0.00            |
|         |           |              |                    | 2023       | M10AC202300  | \$0.00            |
|         |           |              |                    | 2023       | M10AC202300  | \$0.00            |
|         |           |              |                    | 2024       | M10AC202400  | \$0.00            |
|         |           |              |                    | 2024       | M10AC202400  | \$0.00            |
|         |           |              |                    | 2025       | M10AC202500  | \$0.00            |
|         |           |              |                    | 2025       | M10AC202500  | \$0.00            |
|         |           |              |                    | 2026       | M10AC202600  | \$0.00            |
|         |           |              |                    | 2026       | M10AC202600  | \$0.00            |
|         |           |              |                    | 2027       | M10AC202700  | \$0.00            |
|         |           |              |                    | 2027       | M10AC202700  | \$0.00            |
|         |           |              |                    | 2028       | M10AC202800  | \$0.00            |
|         |           |              |                    | 2028       | M10AC202800  | \$0.00            |
|         |           |              |                    | 2029       | M10AC202900  | \$0.00            |
|         |           |              |                    | 2029       | M10AC202900  | \$0.00            |
|         |           |              |                    | 2030       | M10AC203000  | \$0.00            |
|         |           |              |                    | 2030       | M10AC203000  | \$0.00            |
|         |           |              |                    | 2031       | M10AC203100  | \$0.00            |
|         |           |              |                    | 2031       | M10AC203100  | \$0.00            |
|         |           |              |                    | 2032       | M10AC203200  | \$0.00            |
|         |           |              |                    | 2032       | M10AC203200  | \$0.00            |
|         |           |              |                    | 2033       | M10AC203300  | \$0.00            |
|         |           |              |                    | 2033       | M10AC203300  | \$0.00            |
|         |           |              |                    | 2034       | M10AC203400  | \$0.00            |
|         |           |              |                    | 2034       | M10AC203400  | \$0.00            |
|         |           |              |                    | 2035       | M10AC203500  | \$0.00            |
|         |           |              |                    | 2035       | M10AC203500  | \$0.00            |
|         |           |              |                    | 2036       | M10AC203600  | \$0.00            |
|         |           |              |                    | 2036       | M10AC203600  | \$0.00            |
|         |           |              |                    | 2037       | M10AC203700  | \$0.00            |
|         |           |              |                    | 2037       | M10AC203700  | \$0.00            |
|         |           |              |                    | 2038       | M10AC203800  | \$0.00            |
|         |           |              |                    | 2038       | M10AC203800  | \$0.00            |
|         |           |              |                    | 2039       | M10AC203900  | \$0.00            |
|         |           |              |                    | 2039       | M10AC203900  | \$0.00            |
|         |           |              |                    | 2040       | M10AC204000  | \$0.00            |
|         |           |              |                    | 2040       | M10AC204000  | \$0.00            |
|         |           |              |                    | 2041       | M10AC204100  | \$0.00            |
|         |           |              |                    | 2041       | M10AC204100  | \$0.00            |
|         |           |              |                    | 2042       | M10AC204200  | \$0.00            |
|         |           |              |                    | 2042       | M10AC204200  | \$0.00            |
|         |           |              |                    | 2043       | M10AC204300  | \$0.00            |
|         |           |              |                    | 2043       | M10AC204300  | \$0.00            |
|         |           |              |                    | 2044       | M10AC204400  | \$0.00            |
|         |           |              |                    | 2044       | M10AC204400  | \$0.00            |
|         |           |              |                    | 2045       | M10AC204500  | \$0.00            |
|         |           |              |                    | 2045       | M10AC204500  | \$0.00            |
|         |           |              |                    | 2046       | M10AC204600  | \$0.00            |
|         |           |              |                    | 2046       | M10AC204600  | \$0.00            |
|         |           |              |                    | 2047       | M10AC204700  | \$0.00            |
|         |           |              |                    | 2047       | M10AC204700  | \$0.00            |
|         |           |              |                    | 2048       | M10AC204800  | \$0.00            |
|         |           |              |                    | 2048       | M10AC204800  | \$0.00            |
|         |           |              |                    | 2049       | M10AC204900  | \$0.00            |
|         |           |              |                    | 2049       | M10AC204900  | \$0.00            |
|         |           |              |                    | 2050       | M10AC205000  | \$0.00            |
|         |           |              |                    | 2050       | M10AC205000  | \$0.00            |
|         |           |              |                    | 2051       | M10AC205100  | \$0.00            |
|         |           |              |                    | 2051       | M10AC205100  | \$0.00            |
|         |           |              |                    | 2052       | M10AC205200  | \$0.00            |
|         |           |              |                    | 2052       | M10AC205200  | \$0.00            |
|         |           |              |                    | 2053       | M10AC205300  | \$0.00            |
|         |           |              |                    | 2053       | M10AC205300  | \$0.00            |
|         |           |              |                    | 2054       | M10AC205400  | \$0.00            |
|         |           |              |                    | 2054       | M10AC205400  | \$0.00            |
|         |           |              |                    | 2055       | M10AC205500  | \$0.00            |
|         |           |              |                    | 2055       | M10AC205500  | \$0.00            |
|         |           |              |                    | 2056       | M10AC205600  | \$0.00            |
|         |           |              |                    | 2056       | M10AC205600  | \$0.00            |
|         |           |              |                    | 2057       | M10AC205700  | \$0.00            |
|         |           |              |                    | 2057       | M10AC205700  | \$0.00            |
|         |           |              |                    | 2058       | M10AC205800  | \$0.00            |
|         |           |              |                    | 2058       | M10AC205800  | \$0.00            |
|         |           |              |                    | 2059       | M10AC205900  | \$0.00            |
|         |           |              |                    | 2059       | M10AC205900  | \$0.00            |
|         |           |              |                    | 2060       | M10AC206000  | \$0.00            |
|         |           |              |                    | 2060       | M10AC206000  | \$0.00            |
|         |           |              |                    | 2061       | M10AC206100  | \$0.00            |
|         |           |              |                    | 2061       | M10AC206100  | \$0.00            |
|         |           |              |                    | 2062       | M10AC206200  | \$0.00            |
|         |           |              |                    | 2062       | M10AC206200  | \$0.00            |
|         |           |              |                    | 2063       | M10AC206300  | \$0.00            |
|         |           |              |                    | 2063       | M10AC206300  | \$0.00            |
|         |           |              |                    | 2064       | M10AC206400  | \$0.00            |
|         |           |              |                    | 2064       | M10AC206400  | \$0.00            |
|         |           |              |                    | 2065       | M10AC206500  | \$0.00            |
|         |           |              |                    | 2065       | M10AC206500  | \$0.00            |
|         |           |              |                    | 2066       | M10AC206600  | \$0.00            |
|         |           |              |                    | 2066       | M10AC206600  | \$0.00            |
|         |           |              |                    | 2067       | M10AC206700  | \$0.00            |
|         |           |              |                    | 2067       | M10AC206700  | \$0.00            |
|         |           |              |                    | 2068       | M10AC206800  | \$0.00            |
|         |           |              |                    | 2068       | M10AC206800  | \$0.00            |
|         |           |              |                    | 2069       | M10AC206900  | \$0.00            |
|         |           |              |                    | 2069       | M10AC206900  | \$0.00            |
|         |           |              |                    | 2070       | M10AC207000  | \$0.00            |
|         |           |              |                    | 2070       | M10AC207000  | \$0.00            |
|         |           |              |                    | 2071       | M10AC207100  | \$0.00            |
|         |           |              |                    | 2071       | M10AC207100  | \$0.00            |
|         |           |              |                    | 2072       | M10AC207200  | \$0.00            |
|         |           |              |                    | 2072       | M10AC207200  | \$0.00            |
|         |           |              |                    | 2073       | M10AC207300  | \$0.00            |
|         |           |              |                    | 2073       | M10AC207300  | \$0.00            |
|         |           |              |                    | 2074       | M10AC207400  | \$0.00            |
|         |           |              |                    | 2074       | M10AC207400  | \$0.00            |
|         |           |              |                    | 2075       | M10AC207500  | \$0.00            |
|         |           |              |                    | 2075       | M10AC207500  | \$0.00            |
|         |           |              |                    | 2076       | M10AC207600  | \$0.00            |
|         |           |              |                    | 2076       | M10AC207600  | \$0.00            |
|         |           |              |                    | 2077       | M10AC207700  | \$0.00            |
|         |           |              |                    | 2077       | M10AC207700  | \$0.00            |
|         |           |              |                    | 2078       | M10AC207800  | \$0.00            |
|         |           |              |                    | 2078       | M10AC207800  | \$0.00            |
|         |           |              |                    | 2079       | M10AC207900  | \$0.00            |
|         |           |              |                    | 2079       | M10AC207900  | \$0.00            |
|         |           |              |                    | 2080       | M10AC208000  | \$0.00            |
|         |           |              |                    | 2080       | M10AC208000  | \$0.00            |
|         |           |              |                    | 2081       | M10AC208100  | \$0.00            |
|         |           |              |                    | 2081       | M10AC208100  | \$0.00            |
|         |           |              |                    | 2082       | M10AC208200  | \$0.00            |
|         |           |              |                    | 2082       | M10AC208200  | \$0.00            |
|         |           |              |                    | 2083       | M10AC208300  | \$0.00            |
|         |           |              |                    | 2083       | M10AC208300  | \$0.00            |
|         |           |              |                    | 2084       | M10AC208400  | \$0.00            |
|         |           |              |                    | 2084       | M10AC208400  | \$0.00            |
|         |           |              |                    | 2085       | M10AC208500  | \$0.00            |
|         |           |              |                    | 2085       | M10AC208500  | \$0.00            |
|         |           |              |                    | 2086       | M10AC208600  | \$0.00            |
|         |           |              |                    | 2086       | M10AC208600  | \$0.00            |
|         |           |              |                    | 2087       | M10AC208700  | \$0.00            |
|         |           |              |                    | 2087       | M10AC208700  | \$0.00            |
|         |           |              |                    | 2088       | M10AC208800  | \$0.00            |
|         |           |              |                    | 2088       | M10AC208800  | \$0.00            |
|         |           |              |                    | 2089       | M10AC208900  | \$0.00            |
|         |           |              |                    | 2089       | M10AC208900  | \$0.00            |
|         |           |              |                    | 2090       | M10AC209000  | \$0.00            |
|         |           |              |                    | 2090       | M10AC209000  | \$0.00            |
|         |           |              |                    | 2091       | M10AC209100  | \$0.00            |
|         |           |              |                    | 2091       | M10AC209100  | \$0.00            |
|         |           |              |                    | 2092       | M10AC209200  | \$0.00            |
|         |           |              |                    | 2092       | M10AC209200  | \$0.00            |
|         |           |              |                    | 2093       | M10AC209300  | \$0.00            |
|         |           |              |                    | 2093       | M10AC209300  | \$0.00            |
|         |           |              |                    | 2094       | M10AC209400  | \$0.00            |
|         |           |              |                    | 2094       | M10AC209400  | \$0.00            |
|         |           |              |                    | 2095       | M10AC209500  | \$0.00            |
|         |           |              |                    | 2095       | M10AC209500  | \$0.00            |
|         |           |              |                    | 2096       | M10AC209600  | \$0.00            |
|         |           |              |                    | 2096       | M10AC209600  | \$0.00            |
|         |           |              |                    | 2097       | M10AC209700  | \$0.00            |
|         |           |              |                    | 2097       | M10AC209700  | \$0.00            |
|         |           |              |                    | 2098       | M10AC209800  | \$0.00            |
|         |           |              |                    | 2098       | M10AC209800  | \$0.00            |
|         |           |              |                    | 2099       | M10AC209900  | \$0.00            |
|         |           |              |                    | 2099       | M10AC209900  | \$0.00            |
|         |           |              |                    | 2100       | M10AC210000  | \$0.00            |
|         |           |              |                    | 2100       | M10AC210000  | \$0.00            |
|         |           |              |                    | 2101       | M10AC210100  | \$0.00            |
|         |           |              |                    | 2101       | M10AC210100  | \$0.00            |
|         |           |              |                    | 2102       | M10AC210200  | \$0.00            |
|         |           |              |                    | 2102       | M10AC210200  | \$0.00            |
|         |           |              |                    | 2103       | M10AC210300  | \$0.00            |
|         |           |              |                    | 2103       | M10AC210300  | \$0.00            |
|         |           |              |                    | 2104       | M10AC210400  | \$0.00            |
|         |           |              |                    | 2104       | M10AC210400  | \$0.00            |
|         |           |              |                    | 2105       | M10AC210500  | \$0.00            |
|         |           |              |                    | 2105       | M10AC210500  | \$0.00            |
|         |           |              |                    | 2106       | M10AC210600  | \$0.00            |
|         |           |              |                    | 2106       | M10AC210600  | \$0.00            |
|         |           |              |                    | 2107       | M10AC210700  | \$0.00            |
|         |           |              |                    | 2107       | M10AC210700  | \$0.00            |
|         |           |              |                    | 2108       | M10AC210800  | \$0.00            |
|         |           |              |                    | 2108       | M10AC210800  | \$0.00            |
|         |           |              |                    | 2109       | M10AC210900  | \$0.00            |
|         |           |              |                    | 2109       | M10AC210900  | \$0.00            |
|         |           |              |                    | 2110       | M10AC211000  | \$0.00            |
|         |           |              |                    | 2110       | M10AC211000  | \$0.00            |
|         |           |              |                    | 2111       | M10AC211100  | \$0.00            |
|         |           |              |                    | 2111       | M10AC211100  | \$0.00            |
|         |           |              |                    | 2112       | M10AC211200  | \$0.00            |

| U.S. DEPARTMENT OF HOUSING AND<br>URBAN DEVELOPMENT<br>OFFICE OF COMMUNITY PLANNING AND<br>DEVELOPMENT<br>PRII - HUD Grants and Program Income |           |              |                    |            |                | DATE: 11/19/2024<br>TIME: 10:45:07 AM<br>PAGE: 75/80 |
|--|-----------|--------------|--------------------|------------|----------------|--|
| IDIS   |           |              |                    |            |                |  |
| Program  | Fund Type | Grantee Name | Grantee State Code | Grant Year | Grant Number   | Authorized Amount                                    |
| HCYF-  | PA        | PA Subtotal: |                    |            |                | \$1,591.53   |
|  | HP        | WATERBURY    | CT                 | 2021       | M21AC242220    | \$97,281.56  |
|  |           | HP Subtotal: |                    |            | WATERBURY Subt | \$97,281.56  |
| GRANTEI  |           |              |                    |            |                | \$197,428,375.12                                     |

|  |           |                     |                    |            |              |  |
|--|-----------|---------------------|--------------------|------------|--------------|--|
| U.S. DEPARTMENT OF HOUSING AND<br>URBAN DEVELOPMENT<br>OFFICE OF COMMUNITY PLANNING AND<br>DEVELOPMENT<br>PH01 - HUD Choice and Program Income |           |                     |                    |            |              | DATE: 1/18/2024<br>TIME: 9:34:52 AM<br>PAGE: 29/32 |
| IDIS   |           |                     |                    |            |              |  |
| Program  | Fund Type | Grantee Name        | Grantee State Code | Grant Year | Grant Number | Suballocated Amount                                |
| FOUR   | PA        | PA Subtotal:        |                    |            |              | \$0.00   |
|  | HP        | HP Subtotal:        | 01                 | 2021       | A214C09205   | \$0.00   |
|  |           | WATERBURY Subtotal: |                    |            |              | \$0.00   |
| GRANTEE  |           | HP Subtotal:        |                    |            |              | \$0.00   |
|  |           |                     |                    |            |              | \$10,315,196.87                                    |



| U.S. DEPARTMENT OF HOUSING AND<br>URBAN DEVELOPMENT<br>OFFICE OF COMMUNITY PLANNING AND<br>DEVELOPMENT<br>PR01 - HUD Grants and Program Income |           |              |                    |            |              | DATE: 11/26/2014<br>TIME: 9:34:53 AM<br>PAGE: 2732 |
|--|-----------|--------------|--------------------|------------|--------------|--|
| IDIS   |           |              |                    |            |              |  |
| Program  | Fund Type | Grantee Name | Grantee State Code | Grant Year | Grant Number | Amount Committed to Activities                     |
| 1C06E  | PA        | PA Subtotal  |                    |            |              | \$1,551.85   |
|  | HP        | WATERBURY    | CT                 | 2021       | M21MCH0005   | \$0.00   |
|  |           | HP Subtotal: |                    |            |              | \$0.00   |
| GRANTEE  |           |              |                    |            |              | \$162,237,727.56                                   |

|  |           |              |                    |            |              |   |
|--|-----------|--------------|--------------------|------------|--------------|---|
| U.S. DEPARTMENT OF HOUSING AND<br>URBAN DEVELOPMENT<br>OFFICE OF COMMUNITY PLANNING AND<br>DEVELOPMENT<br>PH01 - HUD Grants and Program Income |           |              |                    |            |              | DATE: 11/19/2024<br>TIME: 9:34:52 AM<br>PAGE: 28/32 |
| IDIS   |           |              |                    |            |              |   |
| Program  | Fund Type | Grantee Name | Grantee State Code | Grant Year | Grant Number | Not Drawn Amount                                    |
| HC99-  | PA        | PA Subtotal: |                    |            |              | \$1,991.53  |
|  | HP        | WATERBURY    | CT                 | 2021       | N21MO293208  | \$0.00  |
|  |           | HP Subtotal: |                    |            |              | \$0.00  |
| GRANTEES   |           |              |                    |            |              | \$191,949,230.96                                    |

|  |           |                 |                    |            |  |
|--|-----------|-----------------|--------------------|------------|--|
| U.S. DEPARTMENT OF HOUSING AND<br>URBAN DEVELOPMENT<br>OFFICE OF COMMUNITY PLANNING AND<br>DEVELOPMENT<br>-RHS - HUD Grants and Program Income |           |                 |                    |            | DATE: 11/18/2024<br>TIME: 10:57 AM<br>PAGE: 2930 |
| IDIS   |           |                 |                    |            |  |
| Program  | Fund Type | Grantee Name    | Grantee State Code | Grant Year | Grant Number                                     |
| HEMP   | PA        | PA Subtotal:    |                    |            |  |
|  | HP        | NON-HOURLY      | C                  | 2021       | MP1WCH22201                                      |
|  |           | WATERBURY Subt: |                    |            |  |
|  |           | HP Subtotal:    |                    |            |  |
| GRANTFY  |           |                 |                    |            | \$214,927.78                                     |

|   |           |              |                    |            |                  |   |
|---|-----------|--------------|--------------------|------------|------------------|---|
| U.S. DEPARTMENT OF HOUSING AND<br>URBAN DEVELOPMENT<br>OFFICE OF COMMUNITY FINANCING AND<br>DEVELOPMENT<br>PHC1 - HUD Grants and Program Income |           |              |                    |            |                  | DATE: 11/15/2021<br>TIME: 9:34:52 AM<br>PAGE: 30/32 |
| IDIS  |           |              |                    |            |                  |   |
| Program   | Fund Type | Grantee Name | Grantee State Code | Grant Year | Grant Number     | Available to Commit                                 |
| HUMB  | PA        | PA Subtotal: |                    |            |                  | \$0.00  |
| HI*   |           | WATERBURY    | CT                 | 2021       | MP14C210205      | \$97,291.36   |
|   |           | RP Subtotal: |                    |            | WATERBURY Split: | \$97,291.36   |
| GRANTEE   |           |              |                    |            |                  | \$24,684,251.53                                     |

|  |              |              |                    |            |                |  |  |
|--|--------------|--------------|--------------------|------------|----------------|--|--|
| U.S. DEPARTMENT OF HOUSING AND<br>URBAN DEVELOPMENT<br>OFFICE OF COMMUNITY PLANNING AND<br>DEVELOPMENT<br>PH01 - HUD Grants and Program Income |              |              |                    |            |                | DATE: 1/19/2024<br>TIME: 9:34:57 AM<br>PAGE: 31/32 |  |
| IDIS   |              |              |                    |            |                |  |  |
| Program  | Fund<br>Type | Grantee Name | Grantee State Code | Grant Year | Grant Number   | Available to<br>Draw                               |  |
| HPM-   | PA           | PA Subtotal: |                    |            |                | \$0.00   |  |
|  | HP           | WATERBURY    | CT                 | 2021       | N/2/MS/2021/06 | \$57,291.36  |  |
|  |              | HP Subtotal: |                    |            |                | \$57,291.36  |  |
| GRANTEE  |              |              |                    |            |                | \$25,063,944.19                                    |  |

| <div> <div>U.S. DEPARTMENT OF HOUSING AND<br/>URBAN DEVELOPMENT<br/>OFFICE OF COMMUNITY PLANNING AND<br/>DEVELOPMENT (OCPD)</div> <div>PRC1 - HUD Grants and Program Income</div> </div> |           |              |                    |            |                | <div>DATE: 11/18/2024</div> <div>TIME: 9:34:52 AM</div> <div>PAGE: 32/32</div> |
|--|-----------|--------------|--------------------|------------|----------------|--|
| IDIS   |           |              |                    |            |                |  |
| Program  | Fund Type | Grantee Name | Grantee State Code | Grant Year | Grant Number   | Receipts Amount  |
| 1 ONE  | PA        | PA Subtotal  |                    |            |                | \$8.00   |
|  | HP        | WATERBURY    | CT                 | 2024       | M21N000000     | \$8.00   |
|  |           | HP Subtotal: |                    |            | WATERBURY Subt | \$8.00   |
| GRANTEE  |           |              |                    |            |                | \$8.00   |

[illegible]

[illegible]





**CDIS Activity Summary Report (SPR) for Program Year 2023**  
WATERBURY

**Activity to prevent, prepare for, and respond to Coronavirus. No**

**Initial Funding Date:** 04/25/2024

**Description:** Tunelling for satellite, building facility, and case management at Waterbury Family Center.

**Financing:**

| CDISG | EN | Grant Year | Grant      | Funding Amount | Drawn In Program Year | Drawn Thru Program Year |
|-------|----|------------|------------|----------------|-----------------------|-------------------------|
| Total | EN | 2023       | B23AC06018 | \$5,000.00     | \$5,000.00            | \$5,000.00              |
| Total |    |            |            | \$5,000.00     | \$5,000.00            | \$5,000.00              |

**Actual Accomplishments**

Percent (Goal) = 17%

| Number resident   | Owner |          |          | Renter |          |          | Total |          |          |
|---|-------|----------|----------|--------|----------|----------|-------|----------|----------|
|   | Total | Hispanic | Hispanic | Total  | Hispanic | Hispanic | Total | Hispanic | Hispanic |
| Wh. fe.   | 0     | 0        | 0        | 0      | 0        | 0        | 0     | 0        | 0        |
| Black/African American                                  | 0     | 0        | 0        | 0      | 0        | 0        | 0     | 0        | 0        |
| Asian   | 0     | 0        | 0        | 0      | 0        | 0        | 0     | 0        | 0        |
| American Indian/Alaskan Native                          | 0     | 0        | 0        | 0      | 0        | 0        | 0     | 0        | 0        |
| Native Hawaiian/Other Pacific Islander                  | 0     | 0        | 0        | 0      | 0        | 0        | 0     | 0        | 0        |
| American Indian/Alaskan Native & White                  | 0     | 0        | 0        | 0      | 0        | 0        | 0     | 0        | 0        |
| Asian White   | 0     | 0        | 0        | 0      | 0        | 0        | 0     | 0        | 0        |
| Black/African American & White                          | 0     | 0        | 0        | 0      | 0        | 0        | 0     | 0        | 0        |
| American Indian/Alaskan Native & Black/African American | 0     | 0        | 0        | 0      | 0        | 0        | 0     | 0        | 0        |
| Other multi-racial                                      | 0     | 0        | 0        | 0      | 0        | 0        | 0     | 0        | 0        |
| Hispanic  | 0     | 0        | 0        | 0      | 0        | 0        | 0     | 0        | 0        |
| Total   | 0     | 0        | 0        | 0      | 0        | 0        | 0     | 0        | 0        |

**PROG - WATERBURY**

Page: 62 of 85



U.S. Department of Housing and Urban Development  
Office of Community Planning and Development  
Integrated Disbursement and Information System  
CDIS Activity Summary Report (GPR) for Program Year 2023  
WATERBURY

Date: 18-Nov-2024  
Time: 9:46  
Page: 63

|                           |       |        |       |        |   |   |
|---------------------------|-------|--------|-------|--------|---|---|
| Female-headed Households: |       |        |       | 0      | 0 | 0 |
| Income Category:          | Owner | Renter | Total | Person |   |   |
| Extremely Low             | 0     | 0      | 0     | 108    |   |   |
| Low Mod                   | 0     | 0      | 0     | 9      |   |   |
| Moderate                  | 0     | 0      | 0     | 0      |   |   |
| Non Low Moderate          | 0     | 0      | 0     | 0      |   |   |
| Total                     | 0     | 0      | 0     | 117    |   |   |
| Percent Low Mod           |       |        |       | 100.0% |   |   |

| Annual Accomplishments |      | Accomplishment Narrative  |  | # Benefiting |  |
|------------------------|------|---|--|--------------|--|
| Years                  | 2023 | Continue to provide services to 118 persons with case management services during this program year of CDIS YP 4g, as well as continuing to provide services to the Waterbury program. |  |              |  |



OMB Year: 2023  
Project: 6003 - Center for Human Development  
IDIS Activity: 2000 - Center for Human Development  
Status: Open  
Location: 800 E Main St, Waterbury, CT 06702-1006  
Objective: Provide direct, affordable housing  
Activity: Community Development  
Activity Code: 02A-001, 03T (002)  
National Cooperative: LMC

Activity to prevent, prepare for, and respond to coronavirus: No  
Initial Funding Date: 01/01/2024

Description:  
Funding for coordinator's salary to support the Hospitality Center

| Funding |     | Fund Type | Grant Year | Grant      | Funded Amount | Drawn 1 <sup>st</sup> Program Year | Drawn Total Program Year |
|---------|-----|-----------|------------|------------|---------------|------------------------------------|--------------------------|
| OMB     | TEB | 2023      | 01/01/2024 | 01/01/2024 | \$50,000.00   | \$50,000.00                        | \$50,000.00              |
| Total   |     |           |            |            | \$50,000.00   | \$50,000.00                        | \$50,000.00              |

Program Accomplishments  
People (over 180)

| Actual Accomplishments                  |  | Owner |          | Renter |          | Total |          | Person |          |
|---|--|-------|----------|--------|----------|-------|----------|--------|----------|
| Number assisted                         |  | Total | Hispanic | Total  | Hispanic | Total | Hispanic | Total  | Hispanic |
| White:                                  |  | 0     | 0        | 0      | 0        | 0     | 0        | 214    | 48       |
| Black/African American:                 |  | 0     | 0        | 0      | 0        | 0     | 0        | 224    | 14       |
| Asian:                                  |  | 0     | 0        | 0      | 0        | 0     | 0        | 6      | 2        |
| American Indian/Alaskan Native:         |  | 0     | 0        | 0      | 0        | 0     | 0        | 16     | 5        |
| Pacific Islander:                       |  | 0     | 0        | 0      | 0        | 0     | 0        | 1      | 0        |
| American Indian/Alaskan Native & White: |  | 0     | 0        | 0      | 0        | 0     | 0        | 1      | 0        |
| Asian White:                            |  | 0     | 0        | 0      | 0        | 0     | 0        | 1      | 0        |
| Black/African American & White:         |  | 0     | 0        | 0      | 0        | 0     | 0        | 1      | 0        |
| American Indian/Alaskan Native:         |  | 0     | 0        | 0      | 0        | 0     | 0        | 3      | 0        |
| Other and Unkn:                         |  | 0     | 0        | 0      | 0        | 0     | 0        | 100    | 101      |
| Asian/Pacific Islander:                 |  | 0     | 0        | 0      | 0        | 0     | 0        | 0      | 0        |
| Hispanic:                               |  | 0     | 0        | 0      | 0        | 0     | 0        | 0      | 0        |
| Total:                                  |  | 0     | 0        | 0      | 0        | 0     | 0        | 506    | 168      |

PROG - WATERBURY  
Page: 64 of 85

U.S. Department of Housing and Urban Development  
Office of Community Planning and Development  
Integrated Disbursement and Information System  
CDISC Activity Summary Report (SPR) for Program Year 2023  
WATERBURY



| Female-headed households: |       |        |       |         |
|---------------------------|-------|--------|-------|---------|
| Income Category:          | Owner | Renter | Total | Percent |
| Extremely Low             | 0     | 0      | 0     | 5%      |
| Low-Mid                   | 0     | 0      | 0     | 0       |
| Mid-High                  | 0     | 0      | 0     | 0       |
| Non Low Income            | 0     | 0      | 0     | 0       |
| Total                     | 0     | 0      | 0     | 100.0%  |

| Annual Accomplishments |              |
|------------------------|--------------|
| Year                   | # Benefiting |
| 2023                   | 0            |

CDISC staff is very grateful to thank the staff and always creating new ways for the data to be used in various ways, which are available due to their collaboration within the community.



Program Year: 2023  
Project: CDRG - Community Partners in Action  
DBA Activity: 2500 - Community Partners in Action  
Status: Open  
Location: 77 William St. Waterbury, CT 06704-5208  
Objective: Create sustainable living environments  
Main Code: Other Public Services Not Listed in  
Business Objectives: LMC

Activity to prevent, prepare for, and respond to Coronavirus: No  
Initial Funding Date: 04/25/2024

Description: FUNDING for case management and other services for Waterbury Healthy Values Care Center (WHVC).

| Funding |    | Fund Year | Grant Year | Grant        | Funder Amount | Drawn in Program Year | Drawn This Program Year |
|---------|----|-----------|------------|--------------|---------------|-----------------------|-------------------------|
| CDRG    | EN | 2023      | 2023       | \$250,000.00 | \$75,000.00   | \$20,000.00           | \$20,000.00             |
| Total   |    |           |            |              | \$250,000.00  | \$20,000.00           | \$20,000.00             |

Program Accomplishments  
People (overall) 75

| Actual Accomplishments                                   |  | Owner |          | Renter |          | Total |          | Person |          |
|--|--|-------|----------|--------|----------|-------|----------|--------|----------|
| Number of cases  |  | Total | Hispanic | Total  | Hispanic | Total | Hispanic | Total  | Hispanic |
| White:   |  | 0     | 0        | 0      | 0        | 0     | 0        | 118    | 0        |
| Black/African American:                                  |  | 0     | 0        | 0      | 0        | 0     | 0        | 165    | 0        |
| Asian:   |  | 0     | 0        | 0      | 0        | 0     | 0        | 1      | 0        |
| Native Hawaiian/Other Pacific Islander:                  |  | 0     | 0        | 0      | 0        | 0     | 0        | 4      | 0        |
| American Indian/Alaskan Native & Native:                 |  | 0     | 0        | 0      | 0        | 0     | 0        | 1      | 0        |
| Asian/Pacific:   |  | 0     | 0        | 0      | 0        | 0     | 0        | 0      | 0        |
| Black/African American & White:                          |  | 0     | 0        | 0      | 0        | 0     | 0        | 1      | 0        |
| American Indian/Alaskan Native & Black/African American: |  | 0     | 0        | 0      | 0        | 0     | 0        | 0      | 0        |
| Other multi-racial:                                      |  | 0     | 0        | 0      | 0        | 0     | 0        | 131    | 108      |
| Asian/Pacific Islander:                                  |  | 0     | 0        | 0      | 0        | 0     | 0        | 0      | 0        |
| Hispanic:  |  | 0     | 0        | 0      | 0        | 0     | 0        | 0      | 0        |
| Total:   |  | 0     | 0        | 0      | 0        | 0     | 0        | 421    | 108      |



Female-Headed Households:

| Income Category: | Owner | Renter | Total | Person |
|------------------|-------|--------|-------|--------|
| Extremely Low    | 0     | 0      | 0     | 42     |
| Low Mod          | 0     | 0      | 0     | 0      |
| Moderate         | 0     | 0      | 0     | 0      |
| Non Low Moderate | 0     | 0      | 0     | 0      |
| Total            | 0     | 0      | 0     | 42     |
| Percent Low Mod  |       |        |       | 100.0% |

| Years | Accomplishment Narrative   | # Benefiting |
|-------|--|--------------|
| 2023  | During the reporting period, the program has completed 42 projects with a goal to support growth, job opportunities, and medical needs. 62,750 CD units of new housing were constructed. The program has helped to bring 42,750 new jobs from the immediate neighborhood area. |              |



U.S. Department of Housing and Urban Development  
Office of Community Planning and Development  
Integrated Data Systems and Information System  
CDBG Activity Summary Report (GPR) for Program Year 2023  
WATERBURY

Date: 18-Nov-2024  
Time: 9:40  
Page: 68

Program Year: 2023  
Project: 0005 - Greater Waterbury Interfaith Initiative  
DBS Activity: 2510 - Greater Waterbury Interfaith Initiative  
Status: Open  
Location: 770 E Main St, Waterbury, CT 06724-1412  
Objective: Create suitable living environments  
Outcome: Availability of affordable housing  
Metric Code: F001 (Housing Units)  
National Objective: LMC

Activity to prevent, prepare for, and respond to Coronavirus: No  
Initial Funding Date: 04/25/2020

Description: F-01-C-01 (Food, supplies, utilities, and salaries at soup kitchen and food pantry).

| Funding   |  | Fund Type           | Fund Year | Contract    | Fund Amount | Drawn in Program Year | Drawn This Program Year |
|---|--|---------------------|-----------|-------------|-------------|-----------------------|-------------------------|
| CDBG  |  | EN                  | 2023      | 1823AC00076 | \$40,000.00 | \$40,000.00           | \$40,000.00             |
| Total   |  |                     |           |             | \$40,000.00 | \$40,000.00           | \$40,000.00             |
| Program Accomplishments                                 |  | People (GPR) 13,720 |           |             |             |                       |                         |
| Actual Accomplishments                                  |  |                     |           |             |             |                       |                         |
| Number assisted:  |  |                     |           |             |             |                       |                         |
| Total   |  | Owner               |           | Renter      |             | Total                 |                         |
|   |  | Total               | Hispanic  | Total       | Hispanic    | Total                 | Hispanic                |
| White   |  | 0                   | 0         | 0           | 0           | 0                     | 0                       |
| Black/African American                                  |  | 0                   | 0         | 0           | 0           | 0                     | 0                       |
| Asian   |  | 0                   | 0         | 0           | 0           | 0                     | 0                       |
| American Indian/Alaskan Native                          |  | 0                   | 0         | 0           | 0           | 0                     | 0                       |
| Native Hawaiian/Other Pacific Islander                  |  | 0                   | 0         | 0           | 0           | 0                     | 0                       |
| American Indian/Alaskan Native & Other                  |  | 0                   | 0         | 0           | 0           | 0                     | 0                       |
| Asian White   |  | 0                   | 0         | 0           | 0           | 0                     | 0                       |
| Black/African American & White                          |  | 0                   | 0         | 0           | 0           | 0                     | 0                       |
| Other multi-racial                                      |  | 0                   | 0         | 0           | 0           | 0                     | 0                       |
| American Indian/Alaskan Native & Black/African American |  | 0                   | 0         | 0           | 0           | 0                     | 0                       |
| Asian/Pacific Islander                                  |  | 0                   | 0         | 0           | 0           | 0                     | 0                       |
| Hispanic  |  | 0                   | 0         | 0           | 0           | 0                     | 0                       |
| Total:  |  | 0                   | 0         | 0           | 0           | 0                     | 0                       |

U.S. Department of Housing and Urban Development  
 Office of Community Planning and Development  
 Integrated Disbursement and Information System  
 CDRC Activity Summary Report (CSR) for Program Year 2023  
 WATERBURY



| Female-Headed Household: |       |        |       |
|--------------------------|-------|--------|-------|
| Activity Category:       | Owner | Renter | Total |
| Extremely Low            | 0     | 0      | 0     |
| Low-Mid                  | 0     | 0      | 0     |
| Mid-Mid                  | 0     | 0      | 0     |
| Mid-High                 | 0     | 0      | 0     |
| High                     | 0     | 0      | 0     |
| Total                    | 0     | 0      | 0     |
| Percent Low-Mid          |       |        | 100%  |

| Annual Accomplishments |  |             |              |
|------------------------|--|-------------|--------------|
| Year                   | Accomplishment Narrative   | # Scheduled | # Benefiting |
| 2023                   | <p>During the reporting period, the program provided 1,454 units of housing assistance to eligible households. The program also provided 1,454 units of housing assistance to eligible households during the reporting period. The program also provided 1,454 units of housing assistance to eligible households during the reporting period.</p> | 1,454       | 1,454        |





Activity to prevent, prepare for, and respond to Coronavirus: No  
Initial Funding Date: 01/26/2024

| Financing | Fund Type |  | Grant Year | Grant Amount | Drawn In Program Year | Drawn This Program Year |
|-----------|-----------|--|------------|--------------|-----------------------|-------------------------|
|           |           |  |            |              |                       |                         |
|           |           |  |            |              |                       |                         |

People (Items): 250  
Actual Accomplishments

|    | White | Black/African American | Hispanic | Asian |
|----|-------|------------------------|----------|-------|
| 1  | 0     | 0                      | 0        | 0     |
| 2  | 0     | 0                      | 0        | 0     |
| 3  | 0     | 0                      | 0        | 0     |
| 4  | 0     | 0                      | 0        | 0     |
| 5  | 0     | 0                      | 0        | 0     |
| 6  | 0     | 0                      | 0        | 0     |
| 7  | 0     | 0                      | 0        | 0     |
| 8  | 0     | 0                      | 0        | 0     |
| 9  | 0     | 0                      | 0        | 0     |
| 10 | 0     | 0                      | 0        | 0     |
| 11 | 0     | 0                      | 0        | 0     |
| 12 | 0     | 0                      | 0        | 0     |
| 13 | 0     | 0                      | 0        | 0     |
| 14 | 0     | 0                      | 0        | 0     |
| 15 | 0     | 0                      | 0        | 0     |
| 16 | 0     | 0                      | 0        | 0     |
| 17 | 0     | 0                      | 0        | 0     |
| 18 | 0     | 0                      | 0        | 0     |
| 19 | 0     | 0                      | 0        | 0     |
| 20 | 0     | 0                      | 0        | 0     |
| 21 | 0     | 0                      | 0        | 0     |
| 22 | 0     | 0                      | 0        | 0     |
| 23 | 0     | 0                      | 0        | 0     |
| 24 | 0     | 0                      | 0        | 0     |
| 25 | 0     | 0                      | 0        | 0     |
| 26 | 0     | 0                      | 0        | 0     |
| 27 | 0     | 0                      | 0        | 0     |
| 28 | 0     | 0                      | 0        | 0     |
| 29 | 0     | 0                      | 0        | 0     |
| 30 | 0     | 0                      | 0        | 0     |
| 31 | 0     | 0                      | 0        | 0     |
| 32 | 0     | 0                      | 0        | 0     |
| 33 | 0     | 0                      | 0        | 0     |
| 34 | 0     | 0                      | 0        | 0     |
| 35 | 0     | 0                      | 0        | 0     |
| 36 | 0     | 0                      | 0        | 0     |
| 37 | 0     | 0                      | 0        | 0     |
| 38 | 0     | 0                      | 0        | 0     |
| 39 | 0     | 0                      | 0        | 0     |
| 40 | 0     | 0                      | 0        | 0     |
| 41 | 0     | 0                      | 0        | 0     |
| 42 | 0     | 0                      | 0        | 0     |
| 43 | 0     | 0                      | 0        | 0     |
| 44 | 0     | 0                      | 0        | 0     |
| 45 | 0     | 0                      | 0        | 0     |
| 46 | 0     | 0                      | 0        | 0     |
| 47 | 0     | 0                      | 0        | 0     |
| 48 | 0     | 0                      | 0        | 0     |
| 49 | 0     | 0                      | 0        | 0     |
| 50 | 0     | 0                      | 0        | 0     |
| 51 | 0     | 0                      | 0        | 0     |
| 52 | 0     | 0                      | 0        | 0     |
| 53 | 0     | 0                      | 0        | 0     |
| 54 | 0     | 0                      | 0        | 0     |
| 55 | 0     | 0                      | 0        | 0     |
| 56 | 0     | 0                      | 0        | 0     |
| 57 | 0     | 0                      | 0        | 0     |
| 58 | 0     | 0                      | 0        | 0     |
| 59 | 0     | 0                      | 0        | 0     |
| 60 | 0     | 0                      | 0        | 0     |
| 61 | 0     | 0                      | 0        | 0     |
| 62 | 0     | 0                      | 0        | 0     |
| 63 | 0     | 0                      | 0        | 0     |
| 64 | 0     | 0                      | 0        | 0     |
| 65 | 0     | 0                      | 0        | 0     |
| 66 | 0     | 0                      | 0        | 0     |
| 67 | 0     | 0                      | 0        | 0     |
| 68 | 0     | 0                      | 0        | 0     |
| 69 | 0     | 0                      | 0        | 0     |
| 70 | 0     | 0                      | 0        | 0     |
| 71 | 0     | 0                      | 0        | 0     |
| 72 | 0     | 0                      | 0        | 0     |
| 73 | 0     | 0                      | 0        | 0     |
| 74 | 0     | 0                      | 0        | 0     |
| 75 | 0     | 0                      | 0        | 0     |
| 76 | 0     | 0                      | 0        | 0     |
| 77 | 0     | 0                      | 0        | 0     |
| 78 | 0     | 0                      | 0        | 0     |
| 79 | 0     | 0                      | 0        | 0     |
| 80 | 0     | 0                      | 0        | 0     |
| 81 | 0     | 0                      | 0        | 0     |
| 82 | 0     | 0                      | 0        | 0     |
| 83 | 0     | 0                      | 0        | 0     |
| 84 | 0     | 0                      | 0        | 0     |
| 85 | 0     | 0                      | 0        | 0     |
| 86 | 0     | 0                      | 0        | 0     |
| 87 | 0     | 0                      | 0        | 0     |
| 88 | 0     | 0                      | 0        | 0     |
| 89 | 0     | 0                      | 0        | 0     |
| 90 | 0     | 0                      | 0        | 0     |
| 91 | 0     | 0                      | 0        | 0     |
| 92 | 0     | 0                      | 0        | 0     |
| 93 | 0     | 0                      | 0        | 0     |
| 94 | 0     | 0                      | 0        | 0     |
|    |       |                        |          |       |

American Indian/Alaskan Native & White  
Asian (White)  
  
American Indian/Alaskan Native & White  
Asian (White)

[illegible][illegible]

U.S. Department of Housing and Urban Development  
Office of Community Planning and Development  
Integrated Disbursement and Information System  
CDBG Activity Summary Report (GPR) for Program Year 2023  
WATERBURY



| Female-Headed Household | Owner | Renter | Total | Person |
|-------------------------|-------|--------|-------|--------|
| Extreme Low             | 0     | 0      | 0     | 99     |
| Low Med                 | 0     | 0      | 0     | 27     |
| Medium                  | 0     | 0      | 0     | 7      |
| Non Low Moderate        | 0     | 0      | 0     | 134    |
| Total                   | 0     | 0      | 0     | 99.7%  |

Annual Accomplishments

| Years | Accomplishment Narrative   | # Benefiting |
|-------|--|--------------|
| 2023  | During the reporting period, the program was able to identify and assist many low-income residents to become more involved and engaged in the community. During the program year, all students have been served. |              |



**Program Year:** 2023  
**Project:** 0001 - Manufacturing Alliance Service Corp.  
**OSR Activity:** 2012 - Manufacturing Alliance Service Corp.  
**Status:** Open  
**Location:** 73 Hildesheim Ct. Waterbury, CT 06705-2661  
**Objectives:** Grow economic opportunities  
Sustainability  
Maine Code  
Environment Training (OSR)  
**Nature Objective:** LMC

**Activity to prevent, prepare for, and respond to Coronavirus:** No  
**Initial Funding Date:** 01/20/2024

**Description:** Funding for senior's salaries and expenses for CMC Entry Level Operator program.

| Funding |    | Fiscal Year | Grant      | Fiscal Amount | Drawn in Program Year | Drawn thru Program Year |
|---------|----|-------------|------------|---------------|-----------------------|-------------------------|
| CDBG    | EN | 2023        | 123M000016 | \$5,350.00    | \$5,350.00            | \$5,350.00              |
| Total   |    |             |            | \$5,350.00    | \$5,350.00            | \$5,350.00              |

**Program Accomplishments**  
Percent (0 to 100)

| Actual Accomplishments                                  |   | Owner |          | Renter |          | Total |          | Person |          |
|---|---|-------|----------|--------|----------|-------|----------|--------|----------|
| Number assisted   |   | Total | Hispanic | Total  | Hispanic | Total | Hispanic | Total  | Hispanic |
| White   | 0 | 0     | 0        | 0      | 0        | 0     | 0        | 0      | 0        |
| Black/African American                                  | 0 | 0     | 0        | 0      | 0        | 0     | 0        | 0      | 0        |
| Asian   | 0 | 0     | 0        | 0      | 0        | 0     | 0        | 0      | 0        |
| American Indian/Alaskan Native                          | 0 | 0     | 0        | 0      | 0        | 0     | 0        | 0      | 0        |
| Hispanic/Latino   | 0 | 0     | 0        | 0      | 0        | 0     | 0        | 0      | 0        |
| American Indian/Alaskan Native & Women                  | 0 | 0     | 0        | 0      | 0        | 0     | 0        | 0      | 0        |
| Asian White   | 0 | 0     | 0        | 0      | 0        | 0     | 0        | 0      | 0        |
| Black/African American & White                          | 0 | 0     | 0        | 0      | 0        | 0     | 0        | 0      | 0        |
| American Indian/Alaskan Native & Black/African American | 0 | 0     | 0        | 0      | 0        | 0     | 0        | 0      | 0        |
| Other multi-racial                                      | 0 | 0     | 0        | 0      | 0        | 0     | 0        | 0      | 0        |
| Asiatic/Pacific Islander                                | 0 | 0     | 0        | 0      | 0        | 0     | 0        | 0      | 0        |
| Triguent  | 0 | 0     | 0        | 0      | 0        | 0     | 0        | 0      | 0        |
| Total   | 0 | 0     | 0        | 0      | 0        | 0     | 0        | 0      | 0        |



U.S. Department of Housing and Urban Development  
Office of Community Planning and Development  
Integrated Disbursement and Information System  
CDIC Activity Summary Report (CPS) for Program Year 2023  
WATERBURY

Date: 18-Nov-2024  
Time: 4:50  
Page: 73

|                           |  |  |  |       |        |        |
|---------------------------|--|--|--|-------|--------|--------|
| Female-Headed Households: |  |  |  | 0     | 0      | 0      |
| Income Category:          |  |  |  | Owner | Renter | Total  |
| Extremely Low             |  |  |  | 0     | 0      | 0      |
| Low/Mid                   |  |  |  | 0     | 0      | 0      |
| Moderate                  |  |  |  | 0     | 0      | 0      |
| Non-Low/Moderate          |  |  |  | 0     | 0      | 0      |
| Total                     |  |  |  | 0     | 0      | 0      |
| Percent Low/Mid           |  |  |  | 0     | 0      | 100.0% |

| Annual Accomplishments |  | Accomplishment Narrative   |  | # Benefiting |     |
|------------------------|--|--|--|--------------|-----|
| 2023                   |  | The Waterbury Housing Authority (WHA) is a public housing agency that provides affordable housing for low-income families and individuals. The agency is currently in the process of renovating and modernizing its housing stock to ensure the health and safety of its residents. The agency has received funding from the U.S. Department of Housing and Urban Development (HUD) to support these efforts. The agency has also received funding from the State of Connecticut to support its efforts to provide affordable housing. The agency has a goal of providing 100 units of affordable housing by the end of the year. The agency has a goal of providing 100 units of affordable housing by the end of the year. |  | 100          | 100 |



U.S. Department of Housing and Urban Development  
Office of Community Planning and Development  
Integrated Disbursement and Information System  
CDBG Activity Summary Report (CPR) for Program Year 2023  
WATERBURY

Date: 10/26/2024  
Time: 9:40  
Page: 74

POB Year: 2023  
Project: 0000 - Safe Haven  
IDS Activity: 2010 - Safe Haven  
Status: Completed 10/16/2024 12:00:00 AM  
Location: 50 Central Ave Waterbury, CT 06702-1221

Objective:  
Community Development  
Major Code: 0100  
Objective:  
Directly address the needs of  
vulnerable, at-risk, or distressed  
populations, including violence, sexual  
assault or stalking (SAS)

National Objective: LUG

Activity to prevent, prepare for, and respond to Coronavirus: No  
Initial Funding Date: 01/25/2024

Description:  
Funding for utilities and insurance to support residents for abject weather-related.

| Funding |    | Fund Type | Object Year  | Object Class | Funded Amount | Drawn In Program Year | Drawn thru Program Year |
|---------|----|-----------|--------------|--------------|---------------|-----------------------|-------------------------|
| C-365   | EN | 2021      | 723A00000000 | 0            | \$0,000.00    | \$0,000.00            | \$0,000.00              |
| Total   |    |           |              |              | \$0,000.00    | \$0,000.00            | \$0,000.00              |

Program Accomplishments

People (Served): 1,100

Actual Accomplishments

| Actual Accomplishments                  | Owner |          | Renter |          | Total |          | Person |          |
|---|-------|----------|--------|----------|-------|----------|--------|----------|
|   | Total | Hispanic | Total  | Hispanic | Total | Hispanic | Total  | Hispanic |
| White:                                  | 0     | 0        | 0      | 0        | 0     | 0        | 226    | 57       |
| Black/African American:                 | 0     | 0        | 0      | 0        | 0     | 0        | 109    | 20       |
| Asian:                                  | 0     | 0        | 0      | 0        | 0     | 0        | 3      | 0        |
| American Indian/Alaskan Native:         | 0     | 0        | 0      | 0        | 0     | 0        | 0      | 0        |
| Other Pacific Islander:                 | 0     | 0        | 0      | 0        | 0     | 0        | 0      | 0        |
| American Indian/Alaskan Native & White: | 0     | 0        | 0      | 0        | 0     | 0        | 0      | 0        |
| Asian White:                            | 0     | 0        | 0      | 0        | 0     | 0        | 0      | 0        |
| Black/African American & White:         | 0     | 0        | 0      | 0        | 0     | 0        | 3      | 2        |
| American Indian/Alaskan Native & White: | 0     | 0        | 0      | 0        | 0     | 0        | 1      | 0        |
| Other multi-racial:                     | 0     | 0        | 0      | 0        | 0     | 0        | 5      | 0        |
| Other multi-racial:                     | 0     | 0        | 0      | 0        | 0     | 0        | 181    | 162      |
| Asian/Pacific Islander:                 | 0     | 0        | 0      | 0        | 0     | 0        | 0      | 0        |
| Hispanic:                               | 0     | 0        | 0      | 0        | 0     | 0        | 0      | 0        |
| Total:                                  | 0     | 0        | 0      | 0        | 0     | 0        | 545    | 255      |

POB - WATERBURY

Page: 74 of 85



U.S. Department of Housing and Urban Development  
Office of Community Planning and Development  
Integrated Disbursement and Information System  
CDMG Activity Summary Report (GRS) for Program Year 2023  
WATERBURY

Date: 18-Nov-2024  
Time: 9:40  
Page: 75

|                               |       |        |       |
|-------------------------------|-------|--------|-------|
| Per-Award-Related Households: |       |        |       |
| Income Category:              | Owner | Renter | Total |
| Extremely Low                 | 0     | 0      | 339   |
| Low/Very Low                  | 0     | 0      | 140   |
| Moderate                      | 0     | 0      | 53    |
| Non Low Moderate              | 0     | 0      | 13    |
| Total                         | 0     | 0      | 545   |
| Percent Low/Moderate          |       |        | 57.2% |

| Annual Accomplishments |  |
|------------------------|--|
| Years                  | Accomplishment Narrative   |
| 2023                   | During this program year, 545 persons have utilized the services. They are currently receiving a variety of services in the greater Waterbury area including but not limited to: financial counseling and credit services. |

# Benefiting



U.S. Department of Housing and Urban Development  
Office of Community Planning and Development  
Integrated Disbursement and Information System  
CDRG Activity Summary Report (GPR) for Program Year 2023  
WATERBURY

Date: 15-Nov-2024  
Time: 9:40  
Page: 26

OMB Year: 2023  
Project: 000 - Salvation Army  
EIS Activity: 2514 - Salvation Army  
Status: Open  
Location: 14 Central Ave Waterbury, CT 06702-1207

Objective: Provide decent affordable housing  
Activity Code: 0000  
Main Code: 0000  
National Objective: LMC

Activity to prevent, prepare for, and respond to Coronavirus: No

Initial Funding Date: 02/25/2024

Description: -Using for emergency food pantry case worker salary and food at the Family Service Food pantry.

| CDRG  | Fund Type | Grant Year | Grant       | FY-1998 Amount | Disburse in Project Year | Disburse thru Program Year |
|-------|-----------|------------|-------------|----------------|--------------------------|----------------------------|
| 0000  | 000       | 2023       | 02540000016 | \$15,000.00    | \$1,037.62               | \$1,037.62                 |
| Total |           |            |             | \$15,000.00    | \$1,037.62               | \$1,037.62                 |

Program Accomplishments  
People (overall) - 1,520

| Actual Accomplishments                                  | Number of people | Owner |          | Renter |          | Total |          | Person |          |
|---|------------------|-------|----------|--------|----------|-------|----------|--------|----------|
|   |                  | Total | Hispanic | Total  | Hispanic | Total | Hispanic | Total  | Hispanic |
| White   | 0                | 0     | 0        | 0      | 0        | 0     | 0        | 215    | 120      |
| Black/African American                                  | 0                | 0     | 0        | 0      | 0        | 0     | 0        | 193    | 89       |
| Asian   | 0                | 0     | 0        | 0      | 0        | 0     | 0        | 0      | 0        |
| Native Hawaiian/Other Pacific Islander                  | 0                | 0     | 0        | 0      | 0        | 0     | 0        | 0      | 0        |
| Hispanic/Latino   | 0                | 0     | 0        | 0      | 0        | 0     | 0        | 0      | 0        |
| American Indian/Alaskan Native & Native                 | 0                | 0     | 0        | 0      | 0        | 0     | 0        | 0      | 0        |
| Asian White   | 0                | 0     | 0        | 0      | 0        | 0     | 0        | 0      | 0        |
| Black/African American & White                          | 0                | 0     | 0        | 0      | 0        | 0     | 0        | 0      | 0        |
| American Indian/Alaskan Native & Black/African American | 0                | 0     | 0        | 0      | 0        | 0     | 0        | 0      | 0        |
| Other multi-racial                                      | 0                | 0     | 0        | 0      | 0        | 0     | 0        | 440    | 440      |
| Hispanic/Latino   | 0                | 0     | 0        | 0      | 0        | 0     | 0        | 0      | 0        |
| Hispanic/Latino   | 0                | 0     | 0        | 0      | 0        | 0     | 0        | 0      | 0        |
| Total   | 0                | 0     | 0        | 0      | 0        | 0     | 0        | 853    | 653      |

PREB - WATERBURY

Page: 26 of 85

U.S. Department of Housing and Urban Development  
 Office of Community Planning and Development  
 Integrated Disbursement and Information System  
 CDBG Activity Summary Report (CPR) for Program Year 2023  
 WATERBURY



| Female-Headed Households: |       |        |       |
|---------------------------|-------|--------|-------|
| Assess Category:          | Owner | Renter | Total |
| Extremely Low             | 0     | 0      | 0     |
| Low Income                | 0     | 0      | 0     |
| Modest                    | 0     | 0      | 0     |
| Non Low Income            | 0     | 0      | 0     |
| Total                     | 0     | 0      | 0     |
| Percent Low/Med           | 0     | 0      | 0     |

| Years | Accomplishment Narrative   | # Benefiting |
|-------|--|--------------|
| 2023  | The Salvation Army continues to operate an emergency food pantry for the community, assisting 853 impoverished members of the community with food needs. |              |



|               |                                       |  |
|---------------|---------------------------------------|--|
| POB Year:     | 2023                                  |  |
| Project:      | 0010 - Stakeholder Productions, Inc.  |  |
| DIS Activity: | 2015 - Stakeholder Productions, Inc.  |  |
| Status:       | Completed 10/16/2024 - 12/30/2024 A44 |  |
| Location:     | 117 Bank St. Worcester, CT 06170-2905 |  |
|               |                                       | Objective: Create suitable living environments |
|               |                                       | Outcome: Sustainability                        |
|               |                                       | Meas Code: Youth Services (USD)                |
|               |                                       | National Objectives: IMC                       |

| Activity to prevent, prepare for, and respond to Coronavirus: No | Initial Funding Date: | Description:   |
|--|-----------------------|--|
|  | 02/08/2024            | Funding for active interactive accessibility program.<br>Funding will be used to support the Statewide Accessibility Action Initiative Program, specifically an expansion of the scholarship program to provide full tuition for up to 20 low- and moderate-income students in the areas of: work, study, daily living, emotional assistance.<br>Funding will "cover within the scholarship and housing of low-income, ethnic and the education manager, which allows the program to be carried out. |

| CFR#   | Fund Type | Fund Year | Grant           | P.-Ord Amount      | Current in Progress Year | Current Year Progress Vg |
|--|-----------|-----------|-----------------|--------------------|--------------------------|--------------------------|
| EN   |           | 2023      | 2023M0500000000 | \$10,000.00        | \$10,000.00              | \$10,000.00              |
| <b>Total</b>   |           |           |                 | <b>\$10,000.00</b> | <b>\$10,000.00</b>       | <b>\$10,000.00</b>       |
| <b>Proposed Accomplishments:</b>                         |           |           |                 |                    |                          |                          |
| <b>People (Gender) : 20</b>                              |           |           |                 |                    |                          |                          |
| <b>Actual Accomplishments</b>                            |           |           |                 |                    |                          |                          |
| <b>Number assisted:</b>                                  |           |           |                 |                    |                          |                          |
| <b>White:</b>  |           |           |                 |                    |                          |                          |
|  |           | Total     | Hispac          | Total              | Hispac                   | Total                    |
| Black/African American:                                  | 0         | 0         | 0               | 0                  | 0                        | 0                        |
| Asian:   | 0         | 0         | 0               | 0                  | 0                        | 0                        |
| American Indian/Alaskan Native:                          | 0         | 0         | 0               | 0                  | 0                        | 0                        |
| Native Hawaiian/Other Pacific Islander:                  | 0         | 0         | 0               | 0                  | 0                        | 0                        |
| Hispanic/Latino:   | 0         | 0         | 0               | 0                  | 0                        | 0                        |
| Asian White:   | 0         | 0         | 0               | 0                  | 0                        | 0                        |
| Black/African American & Hispanic:                       | 0         | 0         | 0               | 0                  | 0                        | 0                        |
| American Indian/Alaskan Native & Black/African American: | 0         | 0         | 0               | 0                  | 0                        | 0                        |
| Other multi-racial:                                      | 0         | 0         | 0               | 0                  | 0                        | 0                        |
| Asian/Pacific Islander:                                  | 0         | 0         | 0               | 0                  | 0                        | 0                        |



U.S. Department of Housing and Urban Development  
Office of Community Planning and Development  
Integrated Disbursement and Information System  
CDIS Activity Summary Report (GRK) for Program Year 2023  
WATERBURY

Page: 18-Nov-2024  
Time: 9:40  
Page: 79

|                           |  |        |       |        |   |   |   |   |    |    |
|---------------------------|--|--------|-------|--------|---|---|---|---|----|----|
| Households:               | 0  | 0      | 0     | 0      | 0 | 0 | 0 | 0 | 0  | 0  |
| Total:                    | 0  | 0      | 0     | 0      | 0 | 0 | 0 | 0 | 42 | 27 |
| Female-headed Households: | 0  | 0      | 0     | 0      | 0 | 0 | 0 | 0 | 0  | 0  |
| Income Category:          | Owner  | Renter | Total | Person |   |   |   |   |    |    |
| Extremely Low             | 0  | 0      | 0     | 18     |   |   |   |   |    |    |
| Low-Moderate              | 0  | 0      | 0     | 10     |   |   |   |   |    |    |
| Non Low-Moderate          | 0  | 0      | 0     | 0      |   |   |   |   |    |    |
| Total                     | 0  | 0      | 0     | 28     |   |   |   |   |    |    |
| Percent Low/Moderate      |  |        |       | 100.0% |   |   |   |   |    |    |
| Annual Accomplishments    |  |        |       |        |   |   |   |   |    |    |
| Years                     | Accomplishment Narrative   |        |       |        |   |   |   |   |    |    |
| 2023                      | S-scholarship Production offers a scholarship or adding classes for low-income students. 12 students have enrolled and taken classes during this program year. |        |       |        |   |   |   |   |    |    |
|                           | # Benefiting   |        |       |        |   |   |   |   |    |    |

|                           |                                    |
|---------------------------|------------------------------------|
| <b>PDR Year:</b>          | 2023                               |
| <b>Project:</b>           | 0011 - Watbury Senior Shuttle      |
| <b>Locations:</b>         | 2016 - Watbury Senior Shuttle      |
| <b>Activity:</b>          | Completed 10/19/2024 12:00 AM      |
| <b>Status:</b>            | 185 3e+01 Watbury, CT 06725-2212   |
| <b>Location:</b>          |                                    |
| <b>Objective:</b>         | C create suitable living e=duan=ts |
| <b>Outcome:</b>           | Sustainability                     |
| <b>Funds Code:</b>        | Senior Services (SSA)              |
| <b>Natural Objective:</b> | LNC                                |

Activity to prevent, prepare for, and respond to Coronavirus: No  
Initial Funding Date: 01/26/2021

**Description:**  
Funding for Waterbury Senior Shuttle, transportation costs for seniors.

| Funding   | Fund Type | Grant Year | Grants | Funds Amount | Unexp In Prog Jan Year | Num Proj Program |
|---|-----------|------------|--------|--------------|------------------------|------------------|
| University of Wisconsin - Senior Scholars, transportation costs to editors. |           |            |        |              |                        |                  |

|  | 2023 | 2022 | 2021 | 2020 | 2019 | 2018 | 2017 | 2016 | 2015 | 2014 | 2013 | 2012 | 2011 | 2010 | 2009 | 2008 | 2007 | 2006 | 2005 | 2004 | 2003 | 2002 | 2001 | 2000 | 1999 | 1998 | 1997 | 1996 | 1995 | 1994 | 1993 | 1992 | 1991 | 1990 | 1989 | 1988 | 1987 | 1986 | 1985 | 1984 | 1983 | 1982 | 1981 | 1980 | 1979 | 1978 | 1977 | 1976 | 1975 | 1974 | 1973 | 1972 | 1971 | 1970 | 1969 | 1968 | 1967 | 1966 | 1965 | 1964 | 1963 | 1962 | 1961 | 1960 | 1959 | 1958 | 1957 | 1956 | 1955 | 1954 | 1953 | 1952 | 1951 | 1950 | 1949 | 1948 | 1947 | 1946 | 1945 | 1944 | 1943 | 1942 | 1941 | 1940 | 1939 | 1938 | 1937 | 1936 | 1935 | 1934 | 1933 | 1932 | 1931 | 1930 | 1929 | 1928 | 1927 | 1926 | 1925 | 1924 | 1923 | 1922 | 1921 | 1920 | 1919 | 1918 | 1917 | 1916 | 1915 | 1914 | 1913 | 1912 | 1911 | 1910 | 1909 | 1908 | 1907 | 1906 | 1905 | 1904 | 1903 | 1902 | 1901 | 1900 | 1899 | 1898 | 1897 | 1896 | 1895 | 1894 | 1893 | 1892 | 1891 | 1890 | 1889 | 1888 | 1887 | 1886 | 1885 | 1884 | 1883 | 1882 | 1881 | 1880 | 1879 | 1878 | 1877 | 1876 | 1875 | 1874 | 1873 | 1872 | 1871 | 1870 | 1869 | 1868 | 1867 | 1866 | 1865 | 1864 | 1863 | 1862 | 1861 | 1860 | 1859 | 1858 | 1857 | 1856 | 1855 | 1854 | 1853 | 1852 | 1851 | 1850 | 1849 | 1848 | 1847 | 1846 | 1845 | 1844 | 1843 | 1842 | 1841 | 1840 | 1839 | 1838 | 1837 | 1836 | 1835 | 1834 | 1833 | 1832 | 1831 | 1830 | 1829 | 1828 | 1827 | 1826 | 1825 | 1824 | 1823 | 1822 | 1821 | 1820 | 1819 | 1818 | 1817 | 1816 | 1815 | 1814 | 1813 | 1812 | 1811 | 1810 | 1809 | 1808 | 1807 | 1806 | 1805 | 1804 | 1803 | 1802 | 1801 | 1800 | 1799 | 1798 | 1797 | 1796 | 1795 | 1794 | 1793 | 1792 | 1791 | 1790 | 1789 | 1788 | 1787 | 1786 | 1785 | 1784 | 1783 | 1782 | 1781 | 1780 | 1779 | 1778 | 1777 | 1776 | 1775 | 1774 | 1773 | 1772 | 1771 | 1770 | 1769 | 1768 | 1767 | 1766 | 1765 | 1764 | 1763 | 1762 | 1761 | 1760 | 1759 | 1758 | 1757 | 1756 | 1755 | 1754 | 1753 | 1752 | 1751 | 1750 | 1749 | 1748 | 1747 | 1746 | 1745 | 1744 | 1743 | 1742 | 1741 | 1740 | 1739 | 1738 | 1737 | 1736 | 1735 | 1734 | 1733 | 1732 | 1731 | 1730 | 1729 | 1728 | 1727 | 1726 | 1725 | 1724 | 1723 | 1722 | 1721 | 1720 | 1719 | 1718 | 1717 | 1716 | 1715 | 1714 | 1713 | 1712 | 1711 | 1710 | 1709 | 1708 | 1707 | 1706 | 1705 | 1704 | 1703 | 1702 | 1701 | 1700 | 1699 | 1698 | 1697 | 1696 | 1695 | 1694 | 1693 | 1692 | 1691 | 1690 | 1689 | 1688 | 1687 | 1686 | 1685 | 1684 | 1683 | 1682 | 1681 | 1680 | 1679 | 1678 | 1677 | 1676 | 1675 | 1674 | 1673 | 1672 | 1671 | 1670 | 1669 | 1668 | 1667 | 1666 | 1665 | 1664 | 1663 | 1662 | 1661 | 1660 | 1659 | 1658 | 1657 | 1656 | 1655 | 1654 | 1653 | 1652 | 1651 | 1650 | 1649 | 1648 | 1647 | 1646 | 1645 | 1644 | 1643 | 1642 | 1641 | 1640 | 1639 | 1638 | 1637 | 1636 | 1635 | 1634 | 1633 | 1632 | 1631 | 1630 | 1629 | 1628 | 1627 | 1626 | 1625 | 1624 | 1623 | 1622 | 1621 | 1620 | 1619 | 1618 | 1617 | 1616 |
|--|------|------|------|------|------|------|------|------|------|------|------|------|------|------|------|------|------|------|------|------|------|------|------|------|------|------|------|------|------|------|------|------|------|------|------|------|------|------|------|------|------|------|------|------|------|------|------|------|------|------|------|------|------|------|------|------|------|------|------|------|------|------|------|------|------|------|------|------|------|------|------|------|------|------|------|------|------|------|------|------|------|------|------|------|------|------|------|------|------|------|------|------|------|------|------|------|------|------|------|------|------|------|------|------|------|------|------|------|------|------|------|------|------|------|------|------|------|------|------|------|------|------|------|------|------|------|------|------|------|------|------|------|------|------|------|------|------|------|------|------|------|------|------|------|------|------|------|------|------|------|------|------|------|------|------|------|------|------|------|------|------|------|------|------|------|------|------|------|------|------|------|------|------|------|------|------|------|------|------|------|------|------|------|------|------|------|------|------|------|------|------|------|------|------|------|------|------|------|------|------|------|------|------|------|------|------|------|------|------|------|------|------|------|------|------|------|------|------|------|------|------|------|------|------|------|------|------|------|------|------|------|------|------|------|------|------|------|------|------|------|------|------|------|------|------|------|------|------|------|------|------|------|------|------|------|------|------|------|------|------|------|------|------|------|------|------|------|------|------|------|------|------|------|------|------|------|------|------|------|------|------|------|------|------|------|------|------|------|------|------|------|------|------|------|------|------|------|------|------|------|------|------|------|------|------|------|------|------|------|------|------|------|------|------|------|------|------|------|------|------|------|------|------|------|------|------|------|------|------|------|------|------|------|------|------|------|------|------|------|------|------|------|------|------|------|------|------|------|------|------|------|------|------|------|------|------|------|------|------|------|------|------|------|------|------|------|------|------|------|------|------|------|------|------|------|------|------|------|------|------|------|------|------|------|------|------|------|------|------|------|------|------|------|------|------|------|------|------|------|------|------|------|------|------|------|------|------|------|
|--|------|------|------|------|------|------|------|------|------|------|------|------|------|------|------|------|------|------|------|------|------|------|------|------|------|------|------|------|------|------|------|------|------|------|------|------|------|------|------|------|------|------|------|------|------|------|------|------|------|------|------|------|------|------|------|------|------|------|------|------|------|------|------|------|------|------|------|------|------|------|------|------|------|------|------|------|------|------|------|------|------|------|------|------|------|------|------|------|------|------|------|------|------|------|------|------|------|------|------|------|------|------|------|------|------|------|------|------|------|------|------|------|------|------|------|------|------|------|------|------|------|------|------|------|------|------|------|------|------|------|------|------|------|------|------|------|------|------|------|------|------|------|------|------|------|------|------|------|------|------|------|------|------|------|------|------|------|------|------|------|------|------|------|------|------|------|------|------|------|------|------|------|------|------|------|------|------|------|------|------|------|------|------|------|------|------|------|------|------|------|------|------|------|------|------|------|------|------|------|------|------|------|------|------|------|------|------|------|------|------|------|------|------|------|------|------|------|------|------|------|------|------|------|------|------|------|------|------|------|------|------|------|------|------|------|------|------|------|------|------|------|------|------|------|------|------|------|------|------|------|------|------|------|------|------|------|------|------|------|------|------|------|------|------|------|------|------|------|------|------|------|------|------|------|------|------|------|------|------|------|------|------|------|------|------|------|------|------|------|------|------|------|------|------|------|------|------|------|------|------|------|------|------|------|------|------|------|------|------|------|------|------|------|------|------|------|------|------|------|------|------|------|------|------|------|------|------|------|------|------|------|------|------|------|------|------|------|------|------|------|------|------|------|------|------|------|------|------|------|------|------|------|------|------|------|------|------|------|------|------|------|------|------|------|------|------|------|------|------|------|------|------|------|------|------|------|------|------|------|------|------|------|------|------|------|------|------|------|------|------|------|------|------|------|------|------|------|------|------|------|------|------|------|------|------|------|------|------|

Proposed Accomplishments  
People (General) : 400  
Actual Accomplishments

[illegible]

|                               | White | Black/African-American |
|-------------------------------|-------|------------------------|
| Mean                          | 3     | 3                      |
| SD                            | 5     | 5                      |
| Range                         | 0-10  | 0-10                   |
| Skewness                      | 0.0   | 0.0                    |
| Kurtosis                      | 0.0   | 0.0                    |
| Alpha                         | 0.999 | 0.999                  |
| Alpha squared                 | 0.999 | 0.999                  |
| Alpha if item deleted         | 0.998 | 0.998                  |
| Mean if item deleted          | 3.332 | 3.332                  |
| SD if item deleted            | 5.000 | 5.000                  |
| Range if item deleted         | 0-10  | 0-10                   |
| Skewness if item deleted      | 0.000 | 0.000                  |
| Kurtosis if item deleted      | 0.000 | 0.000                  |
| Alpha if item deleted squared | 0.998 | 0.998                  |

American Indian/Alaskan Native:  
Native Hawaiian/Other Pacific Islander:

[illegible]

Black/African American & Whites  
American Indian/Alaskan Natives & Black/African American  
Asian or Hawaiian  
Other or Unaffiliated

|                      | White | Black | Hispanic | Other <sup>a</sup> | Total |
|----------------------|-------|-------|----------|--------------------|-------|
| All respondents      | 60    | 29    | 7        | 4                  | 100   |
| Age group            |       |       |          |                    |       |
| <18 years            | 10    | 10    | 2        | 1                  | 23    |
| 18-24 years          | 15    | 10    | 2        | 1                  | 28    |
| 25-34 years          | 15    | 10    | 2        | 1                  | 28    |
| ≥35 years            | 20    | 9     | 3        | 1                  | 33    |
| Ethnicity            |       |       |          |                    |       |
| Non-Hispanic white   | 55    | 27    | 0        | 1                  | 83    |
| Non-Hispanic black   | 10    | 22    | 0        | 0                  | 32    |
| Hispanic             | 3     | 1     | 7        | 3                  | 14    |
| Other <sup>b</sup>   | 2     | 0     | 0        | 0                  | 2     |
| Gender               |       |       |          |                    |       |
| Male                 | 30    | 15    | 3        | 2                  | 50    |
| Female               | 30    | 14    | 4        | 2                  | 50    |
| Marital status       |       |       |          |                    |       |
| Married              | 35    | 15    | 3        | 2                  | 55    |
| Single               | 20    | 10    | 4        | 2                  | 36    |
| Divorced             | 5     | 3     | 0        | 0                  | 8     |
| Widowed              | 0     | 1     | 0        | 0                  | 1     |
| Education            |       |       |          |                    |       |
| <High school         | 10    | 10    | 2        | 1                  | 23    |
| High school graduate | 15    | 10    | 2        | 1                  | 28    |
| Some college         | 15    | 10    | 2        | 1                  | 28    |
| College graduate     | 20    | 9     | 3        | 1                  | 33    |

[illegible]

PR03 - WATERBURY

U.S. Department of Housing and Urban Development  
 Office of Community Planning and Development  
 Integrated Disbursement and Information System  
 CD66 Activity Summary Report (GPR) for Program Year 2023  
 WATERBURY



| Female-headed households: |       |        |       |
|---------------------------|-------|--------|-------|
| Income Category           | Owner | Renter | Total |
| Extremely Low             | 0     | 0      | 406   |
| Low Mod                   | 0     | 0      | 116   |
| Mod/Low                   | 0     | 0      | 17    |
| Mod/Low-Moderate          | 0     | 0      | 1     |
| Total                     | 0     | 0      | 540   |
| Percent Low/Mod           |       |        | 98.3% |

| Annual Accomplishments |   |
|------------------------|---|
| Year                   | Accomplishment Narrative  |
| 2023                   | <p>Over 540 low/moderate income households have been assisted by the program. Over 540 VASH units have been provided to households in need. Over 540 units of which were low/moderate income. They are able to go to school, get a job, and live in a safe and stable environment. This is a great service for our local area and they appreciate the transportation very much.</p> |



PRG Year: 2023  
Project: 0012 - Waterbury Youth Services  
CDBG Activity: 2017 - Waterbury Youth Services  
Status: Completed 11/19/2024 12:00:00 AM  
Location: 83 Prospect St. Waterbury, CT 06702-1336  
Objective: Create sustainable environments  
Outcome: Availability of community  
Metric Code: Youth Services (SBO)  
National Objective: LMC

Activity to prevent, prepare for, and respond to Coronavirus. No

Initial Funding Date: 04/25/2024

Description: Funding for therapy program salaries for case management for youth who are "stuck."

| Financing  |    | Fund Type | Grant Year | Grant  | Disbursed Amount | Drawn to Program Year | Drawn to Program Year |
|--|----|-----------|------------|--------|------------------|-----------------------|-----------------------|
| CDBG   | FR | 2023      | B04AC00016 |        | \$0,000.00       | \$0,000.00            | \$0,000.00            |
| Total  |    |           |            |        | \$0,000.00       | \$0,000.00            | \$0,000.00            |
| Program Accomplishments                                  |    |           |            |        |                  |                       |                       |
| Period: (04/24) - 11/23                                  |    |           |            |        |                  |                       |                       |
| Actual Accomplishments                                   |    |           |            |        |                  |                       |                       |
| Number assisted:   |    | Owner     |            | Renter |                  | Total                 |                       |
|  |    | Total     | Hispanic   | Total  | Hispanic         | Total                 | Hispanic              |
| White:   |    | 0         | 0          | 0      | 0                | 0                     | 0                     |
| Black/African American:                                  |    | 0         | 0          | 0      | 0                | 0                     | 0                     |
| Asian:   |    | 0         | 0          | 0      | 0                | 0                     | 0                     |
| American Indian/Alaskan Native:                          |    | 0         | 0          | 0      | 0                | 0                     | 0                     |
| Native Hawaiian/Other Pacific Islander:                  |    | 0         | 0          | 0      | 0                | 0                     | 0                     |
| American Indian/Alaskan Native & White:                  |    | 0         | 0          | 0      | 0                | 0                     | 0                     |
| Asian White:   |    | 0         | 0          | 0      | 0                | 0                     | 0                     |
| Black/African American & White:                          |    | 0         | 0          | 0      | 0                | 0                     | 0                     |
| American Indian/Alaskan Native & Black/African American: |    | 0         | 0          | 0      | 0                | 0                     | 0                     |
| Other multi-racial:                                      |    | 0         | 0          | 0      | 0                | 0                     | 0                     |
| Asian/Pacific Islander:                                  |    | 0         | 0          | 0      | 0                | 0                     | 0                     |
| Hispanic:  |    | 0         | 0          | 0      | 0                | 0                     | 0                     |
| Total:   |    | 0         | 0          | 0      | 0                | 0                     | 0                     |



U.S. Department of Housing and Urban Development  
Office of Community Planning and Development  
Integrated Disbursement and Information System  
CDIS Activity Summary Report (GPR) for Program Year 2023  
WATERBURY

Date: 18-Nov-2024  
Time: 5:50  
Page: 83

|                           |       |        |       |
|---------------------------|-------|--------|-------|
| Female-Headed Households: |       |        |       |
| Income Category:          | Owner | Renter | Total |
| Extremely Low             | 0     | 0      | 0     |
| Low-Mid                   | 0     | 0      | 0     |
| Mid-High                  | 0     | 0      | 0     |
| High                      | 0     | 0      | 0     |
| Total                     | 0     | 0      | 0     |
| Percent Low/Mid           | 0     | 0      | 0     |

| Years | Accomplishment Narrative  | # Benefiting |
|-------|---|--------------|
| 2023  | Watersbury Food Services continues to provide meal assistance services to the community with 100% satisfaction, as well as weekly provision of food bank. Watersbury Food Services has helped the community with 100% satisfaction. |              |





U.S. Department of Housing and Urban Development  
Office of Community Planning and Development  
Integrated Disbursement and Information System  
CDRG Activity Summary Report (GFR) for Program Year 2023  
WATERBURY

Date: 18-Nov-2024  
Time: 9:40  
Page: 85

Total Federal Amount: \$20,977,569.45  
Total Drawn This Program Year: \$18,727,227.38  
Total Drawn In Program Year: \$2,157,242.07

PROG - WATERBURY

Page: 85 of 85



| ID'S - PRI                |   | U.S. Department of Housing and Urban Development<br>Office of Community Development<br>Improved Infrastructure and Information Systems<br>Database Issues in Project and Activity<br>CONTRACT / C |      |   |           |           |             |             |            |      |                | DATE | 11/18/21     |
|---------------------------|---|---|------|---|-----------|-----------|-------------|-------------|------------|------|----------------|------|--------------|
| PROGRAM : CDEA, HOME, CDE |   |   |      |   |           |           |             |             |            |      |                | DATE | 11/18/21     |
| FISCAL YEAR : 2023        |   |   |      |   |           |           |             |             |            |      |                | DATE | 11/18/21     |
| ACTIVITY : A              |   |   |      |   |           |           |             |             |            |      |                | DATE | 11/18/21     |
| Program Year Project      |   |   |      |   |           |           |             |             |            |      |                | DATE | 11/18/21     |
| 2023                      | 2 | Callisto Charles  | 2027 | Contract/Charities                          | Proj Year | Volunteer | Line Number | Item Number | Start Date | Year | Doc. Number    | Type | Amount       |
|                           |   |   |      |   | Y         | 6903013   | 1           | Completed   | 5/21/2024  | 2023 | 6903013001-6   | EN   | \$2,500.00   |
|                           |   |   |      |   | Y         | 6903014   | 3           | Completed   | 5/21/2024  | 2023 | 6903014001-6   | EN   | \$1,113.00   |
|                           |   |   |      |   | Y         | 6903021   | 5           | Completed   | 11/17/2023 | 2023 | 6903021001-6   | EN   | \$1,120.00   |
|                           |   |   |      |   |           |           |             |             |            |      | Activity Total |      | \$5,000.00   |
|                           |   |   |      |   |           |           |             |             |            |      | Project Total  |      | \$5,000.00   |
| 2023                      | 3 | Center for Human Development  | 2028 | Center for Human Development                | Y         | 6903013   | 2           | Completed   | 5/21/2024  | 2023 | 6903013001-6   | EN   | \$25,000.00  |
|                           |   |   |      |   | Y         | 6903014   | 4           | Completed   | 5/21/2024  | 2023 | 6903014001-6   | EN   | \$12,500.00  |
|                           |   |   |      |   | Y         | 6903015   | 6           | Completed   | 5/21/2024  | 2023 | 6903015001-6   | EN   | \$12,500.00  |
|                           |   |   |      |   |           |           |             |             |            |      | Activity Total |      | \$50,000.00  |
|                           |   |   |      |   |           |           |             |             |            |      | Project Total  |      | \$50,000.00  |
| 2023                      | 4 | Community Partners in Action  | 2018 | Community Partners in Action                | Y         | 6903013   | 3           | Completed   | 5/21/2024  | 2023 | 6903013001-6   | EN   | \$1,000.00   |
|                           |   |   |      |   | Y         | 6903014   | 5           | Completed   | 5/21/2024  | 2023 | 6903014001-6   | EN   | \$6,400.00   |
|                           |   |   |      |   | Y         | 6903015   | 7           | Completed   | 5/21/2024  | 2023 | 6903015001-6   | EN   | \$6,400.00   |
|                           |   |   |      |   |           |           |             |             |            |      | Activity Total |      | \$13,800.00  |
|                           |   |   |      |   |           |           |             |             |            |      | Project Total  |      | \$13,800.00  |
| 2023                      | 5 | Greater Washington International Institutes   | 2010 | Greater Washington International Institutes | Y         | 6903013   | 4           | Completed   | 5/21/2024  | 2023 | 6903013001-6   | EN   | \$51,300.00  |
|                           |   |   |      |   | Y         | 6903014   | 4           | Completed   | 5/21/2024  | 2023 | 6903014001-6   | EN   | \$66,000.00  |
|                           |   |   |      |   |           |           |             |             |            |      | Activity Total |      | \$117,300.00 |
|                           |   |   |      |   |           |           |             |             |            |      | Project Total  |      | \$117,300.00 |

EDS-PH21

U.S. Department of Housing and Urban Development  
Office of the Inspector General  
Programs, Administration and Information System  
Inspection Report by Field and Mobile  
Inspector, CT

DP-12 11-20-04  
Page 2

[illegible]

ENC - PRG

U.S. Department of Housing and Urban Development  
Office of Community Planning and Development  
Program, Government and Information System  
Development Report for Policy and Activity  
Washington, D.C.

DATE: 10-10-20  
PAGE: 10  
PAGE: 10



2506-0117

U.S. Department of Housing and Urban Development  
Office of Information Management  
Integrated Data Architecture and Information System  
Shashoon Report by Record and Activity  
New Orleans, LA

DATE: 11-26-24  
PAGE: 6  
PAGE:

U.S. DEPARTMENT OF HOUSING AND  
URBAN DEVELOPMENT  
OFFICE OF COMMUNITY PLANNING AND  
DEVELOPMENT  
FY16 - Summary of Consolidated Plan  
Projects for Report Year

USA E: 11/16/2024  
1:46: 9:43:28 AM  
PAGE: 16

IDIS

| Plan IDIS<br>Year Project | Project Title and Description           | Program   | Project<br>Estimate |
|---------------------------|---|---|---------------------|
| 2023                      | CDOS Administration                     | City activity: Allocation of 20% of CDOS funds to provide for program administration.   | \$425,673.00        |
| 2                         | Catholic Charities                      | CDOS funds will be used to support the salary of the direct service staff providing case management and crisis intervention services as well as the building expenses (i.e., utilities) necessary to providing services. The program will serve up to 175 unaccompanied persons.                                      | \$5,000.00          |
| 3                         | Corral to Human Development             | This program provides a drop-in center (drop-in center) for homeless persons. Funds will be used for community coordination, entry and registration of participants. An estimated 100 persons will be served annually.  | \$40,000.00         |
| 4                         | Crosswalk Patients in Action            | Funds will be used for case management and meeting expenses for the Walbury Health Wellness Center (WHWC) located at Walbury Opportunity Industries Center (WOIC) at 7775 D Street. An estimated 75 persons will be served.   | \$50,000.00         |
| 5                         | Crescent Walbury Industries Ministries  | CDOS funds will be used for soup kitchen and food bank food purchases, supplies, direct staff salaries and utilities. There will be a 2500 bene-dollars.  | \$60,400.00         |
| 6                         | Emergency Volunteers of Greater Walbury | CDOS funds will be used for salary support to: CNHR staff tutor, register students, provide ongoing support and to purchase educational materials. The program provides laundry to help support the efforts of a volunteer. The program will serve 500 persons annually.  | \$5,000.00          |
| 7                         | Manufacturing Alliance Service Corp.    | CDOS funds will be used to pay the tuition for 75 students to attend the CNC Entry Level Operator program. Tuition covers student supplies, equipment, and materials.   | \$59,382.00         |
| 8                         | Safe Haven                              | CDOS funds will be used to pay for utilities, office supplies, and insurance. The program provides advocacy and counseling for victims of domestic violence and sexual assault, including 24-hour telephone. The funds will be used to support program implementation. The program will assist 1,500 people annually. | \$9,000.00          |
| 9                         | Shelter for All                         | Funds will be used for emergency food pantry supplies and food at the Family Service Food Pantry. The program will assist 1,000 people annually.  | \$10,000.00         |
| 10                        | Shawnaissance Productions, Inc.         | CDOS funds will be used to underwrite the salaries and salaries of Resident Assistants (2) and the Education Manager who train and supervise the program, as well as the occupancy support for the Shawnaissance Studio at the time that the program is conducted. The program will serve 30 youth.                   | \$10,000.00         |

DATE: 1/18/2024  
TIME: 9/2:38 AM  
PAGE: 2/6

[illegible]



U.S. DEPARTMENT OF HOUSING AND  
URBAN DEVELOPMENT  
OFFICE OF COMMUNITY PARTNERSHIP AND  
DEVELOPMENT  
PR26 - Summary of Consolidated HHS  
Funds for Report Year

DATE: 11/18/2021  
TIME: 9:22:39 AM  
PAGE: 34

| Plan IDIS<br>Year Project | Project Title and Description                 | Program | Project<br>Estimate |
|---------------------------|---|---------|---------------------|
| 25/111                    | Waterbury Senior Shuttle                      | COBO    | \$63,610.00         |
| 12                        | Victims' Youth Services                       | CDVA    | \$4,240.00          |
| 13                        | West Orange Youth (WOWNY)<br>Allocation, Inc. | COBO    | \$6,300.00          |
| 14                        | North Lutter King Park Improvements           | COBO    | \$456,496.00        |
| 15                        | Chase Park Improvements                       | COBO    | \$10,140.00         |
| 16                        | HOME Administration                           | HOME    | \$97,875.00         |
| 17                        | HOME CH-20 Housing Development                | HOME    | \$115,761.00        |
| 18                        | HOME Housing Related Activities               | HOME    | \$724,816.00        |

DATE: 11/16/2024  
TIME: 9:42:38 AM  
PAGE: 4/8

4/6

U.S. DEPARTMENT OF HOUSING AND  
URBAN DEVELOPMENT  
OFFICE OF COMMUNITY PLANNING AND  
DEVELOPMENT  
P700 - Summary of Consolidated Plan  
Projects for Report Year

DA: 2-11-2020  
TIME: 9:42:30 AM  
PAGE: 33

IDIS

| Plan ID#<br>Year Project | Project Title and Description   | Program | Project<br>Estimate |
|--------------------------|---|---------|---------------------|
| 2025 10                  | CSG25 Waterbury<br><br>The 2025 Federal Fiscal Year allocation of<br>ESD funds to the City of Waterbury includes<br>Administration, Shelter Operations,<br>Homelessness Prevention, and Rapid Re-<br>Housing. | HCSS    | 5166,7850           |

U.S. DEPARTMENT OF HOUSING AND  
URBAN DEVELOPMENT  
OFFICE OF COMMUNITY PLANNING AND  
DEVELOPMENT  
PD20 Summary of Consolidated H61  
Projects for Report Year

DATE: 11/02/2024

TIME: 9:22:08 AM

PAGE: 66

ID:5

| Commitment<br>Amount | Amount Drawn<br>Thru Report<br>Year | Amount<br>Available to<br>Draw | Amount<br>Drawn in<br>Report Year |
|----------------------|-------------------------------------|--------------------------------|-----------------------------------|
| \$177,143.30         | \$327,658.73                        | \$40,784.67                    | \$122,358.13                      |

U.S. DEPARTMENT OF HOUSING AND  
URBAN DEVELOPMENT  
OFFICE OF COMMUNITY PLANNING AND  
DEVELOPMENT  
PR27 - Drawdown Report by Voucher Number  
- Vouchers Submitted in 1 Year

DATE: 11/18/2024  
TIME: 9:50:18 AM  
PAGE: 19

| IDIS Voucher Number | Line Item | IDIS Project ID | IDIS Act ID | Voucher Created | Voucher Status |
|---------------------|-----------|-----------------|-------------|-----------------|----------------|
| 6700160             | 1         | 14              | 2517        | 11/17/2022      | Revised        |
|                     | 2         | 2               | 2541        | 11/17/2022      | Completed      |
|                     | 3         | 3               | 2542        | 11/17/2022      | Completed      |
|                     | 4         | 4               | 2543        | 11/17/2022      | Completed      |
|                     | 5         | 12              | 2544        | 11/17/2022      | Completed      |
|                     | 6         | 13              | 2544        | 11/17/2022      | Completed      |
|                     | 7         | 14              | 2555        | 11/17/2022      | Completed      |
|                     | 8         | 1               | 2561        | 02/26/2024      | Completed      |
|                     | 9         | 34              | 2460        | 11/17/2022      | Completed      |
|                     | 10        | 14              | 2517        | 11/17/2022      | Revised        |
| 6700181             | 1         | 4               | 2504        | 11/17/2022      | Completed      |
|                     | 2         | 3               | 2512        | 11/17/2022      | Completed      |
|                     | 3         | 19              | 2559        | 11/17/2022      | Completed      |
|                     | 4         | 20              | 2157        | 11/17/2022      | Completed      |
|                     | 5         | 21              | 2154        | 11/17/2022      | Completed      |
|                     | 6         | 5               | 2544        | 11/17/2022      | Completed      |
|                     | 7         | 1               | 2561        | 02/26/2024      | Completed      |
|                     | 8         | 10              | 2509        | 11/17/2022      | Revised        |
|                     | 9         | 22              | 2506        | 11/17/2022      | Completed      |
|                     | 10        | 31              | 2504        | 11/18/2022      | Completed      |
| 6704448             | 1         | 11              | 2509        | 11/18/2022      | Completed      |
|                     | 2         | 11              | 2509        | 11/18/2022      | Completed      |
|                     | 3         | 19              | 2559        | 11/18/2022      | Completed      |
|                     | 4         | 14              | 2434        | 11/18/2022      | Completed      |
|                     | 5         | 14              | 2434        | 11/18/2022      | Completed      |
|                     | 6         | 14              | 2434        | 11/18/2022      | Completed      |
|                     | 7         | 14              | 2434        | 11/18/2022      | Completed      |
|                     | 8         | 14              | 2434        | 11/18/2022      | Completed      |
|                     | 9         | 14              | 2434        | 11/18/2022      | Completed      |
|                     | 10        | 14              | 2434        | 11/18/2022      | Completed      |
| 6723582             | 1         | 14              | 2434        | 11/18/2022      | Completed      |
|                     | 2         | 14              | 2434        | 11/18/2022      | Completed      |
|                     | 3         | 14              | 2434        | 11/18/2022      | Completed      |
|                     | 4         | 14              | 2434        | 11/18/2022      | Completed      |
|                     | 5         | 14              | 2434        | 11/18/2022      | Completed      |
|                     | 6         | 14              | 2434        | 11/18/2022      | Completed      |
|                     | 7         | 14              | 2434        | 11/18/2022      | Completed      |
|                     | 8         | 14              | 2434        | 11/18/2022      | Completed      |
|                     | 9         | 14              | 2434        | 11/18/2022      | Completed      |
|                     | 10        | 14              | 2434        | 11/18/2022      | Completed      |
| 6743004             | 1         | 14              | 2434        | 11/18/2022      | Completed      |
|                     | 2         | 14              | 2434        | 11/18/2022      | Completed      |
|                     | 3         | 14              | 2434        | 11/18/2022      | Completed      |
|                     | 4         | 14              | 2434        | 11/18/2022      | Completed      |
|                     | 5         | 14              | 2434        | 11/18/2022      | Completed      |
|                     | 6         | 14              | 2434        | 11/18/2022      | Completed      |
|                     | 7         | 14              | 2434        | 11/18/2022      | Completed      |
|                     | 8         | 14              | 2434        | 11/18/2022      | Completed      |
|                     | 9         | 14              | 2434        | 11/18/2022      | Completed      |
|                     | 10        | 14              | 2434        | 11/18/2022      | Completed      |
| 6740008             | 1         | 14              | 2434        | 11/18/2022      | Completed      |
|                     | 2         | 14              | 2434        | 11/18/2022      | Completed      |
|                     | 3         | 14              | 2434        | 11/18/2022      | Completed      |
|                     | 4         | 14              | 2434        | 11/18/2022      | Completed      |
|                     | 5         | 14              | 2434        | 11/18/2022      | Completed      |
|                     | 6         | 14              | 2434        | 11/18/2022      | Completed      |
|                     | 7         | 14              | 2434        | 11/18/2022      | Completed      |
|                     | 8         | 14              | 2434        | 11/18/2022      | Completed      |
|                     | 9         | 14              | 2434        | 11/18/2022      | Completed      |
|                     | 10        | 14              | 2434        | 11/18/2022      | Completed      |
| 676710              | 1         | 14              | 2434        | 11/18/2022      | Completed      |
|                     | 2         | 14              | 2434        | 11/18/2022      | Completed      |
|                     | 3         | 14              | 2434        | 11/18/2022      | Completed      |
|                     | 4         | 14              | 2434        | 11/18/2022      | Completed      |
|                     | 5         | 14              | 2434        | 11/18/2022      | Completed      |
|                     | 6         | 14              | 2434        | 11/18/2022      | Completed      |
|                     | 7         | 14              | 2434        | 11/18/2022      | Completed      |
|                     | 8         | 14              | 2434        | 11/18/2022      | Completed      |
|                     | 9         | 14              | 2434        | 11/18/2022      | Completed      |
|                     | 10        | 14              | 2434        | 11/18/2022      | Completed      |

DATE: 11/13/2024  
TIME: 9:50:18 AM  
PAGE: 23

PAGE 281

[illegible]

U.S. DEPARTMENT OF HOUSING AND  
URBAN DEVELOPMENT  
OFFICE OF COMMUNITY PLANNING AND  
DEVELOPMENT  
PHST - Distribution Report by Voucher Number  
- Voucher's Serial Number to Lessor

DATE: 11/18/2024  
TIME: 9:50:19 AM  
PAGE: 3/9

| IDIS | Recipient TIN | Payer TIN | Program | PY | Drawn Amount |
|------|---------------|-----------|---------|----|--------------|
|      | 080011000     | 080011000 | CDRG    | Y  | \$387.22     |
|      | 080011000     | 080011000 | CDRG    | Y  | \$1,949.00   |
|      | 080011000     | 080011000 | CDRG    | Y  | \$1,970.00   |
|      | 080011000     | 080011000 | CDRG    | Y  | \$1,900.00   |
|      | 080011000     | 080011000 | CDRG    | Y  | \$2,146.76   |
|      | 080011000     | 080011000 | CDRG    | Y  | \$8,917.51   |
|      | 080011000     | 080011000 | CDRG    | Y  | \$8,917.51   |
|      | 080011000     | 080011000 | CDRG    | Y  | \$537.20     |
|      | 080011000     | 080011000 | CDRG    | Y  | \$5,071.26   |
|      | 080011000     | 080011000 | CDRG    | Y  | \$18,711.49  |
|      | 080011000     | 080011000 | CDRG    | Y  | \$26,745.00  |
|      | 080011000     | 080011000 | CDRG    | Y  | \$1,586.00   |
|      | 080011000     | 080011000 | CDRG    | Y  | \$147,599.00 |
|      | 080011000     | 080011000 | CDRG    | Y  | \$857.61     |
|      | 080011000     | 080011000 | CDRG    | Y  | \$22,085.59  |
|      | 080011000     | 080011000 | CDRG    | Y  | \$15,074.00  |
|      | 080011000     | 080011000 | CDRG    | Y  | \$48,771.49  |
|      | 080011000     | 080011000 | CDRG    | Y  | \$11,305.00  |
|      | 080011000     | 080011000 | CDRG    | Y  | \$11,305.00  |
|      | 080011000     | 080011000 | CDRG    | Y  | \$10,000.00  |
|      | 080011000     | 080011000 | CDRG    | Y  | \$27,195.00  |
|      | 080011000     | 080011000 | CDRG    | Y  | \$245,647.29 |
|      | 080011000     | 080011000 | CDRG    | Y  | \$1,066.67   |
|      | 080011000     | 080011000 | CDRG    | Y  | \$16,045.00  |
|      | 080011000     | 080011000 | CDRG    | Y  | \$1,462.00   |
|      | 080011000     | 080011000 | CDRG    | Y  | \$316,500.00 |
|      | 080011000     | 080011000 | CDRG    | Y  | \$11,283.16  |
|      | 080011000     | 080011000 | CDRG    | Y  | \$22,385.41  |
|      | 080011000     | 080011000 | CDRG    | Y  | \$25,447.25  |
|      | 080011000     | 080011000 | CDRG    | Y  | \$580.25     |
|      | 080011000     | 080011000 | CDRG    | Y  | \$1,816.80   |
|      | 080011000     | 080011000 | CDRG    | Y  | \$21,811.22  |
|      | 080011000     | 080011000 | CDRG    | Y  | \$12,038.82  |
|      | 080011000     | 080011000 | CDRG    | Y  | \$13,237.52  |
|      | 080011000     | 080011000 | CDRG    | Y  | \$12,281.20  |
|      | 080011000     | 080011000 | CDRG    | Y  | \$10,531.78  |
|      | 080011000     | 080011000 | CDRG    | Y  | \$4,788.00   |
|      | 080011000     | 080011000 | CDRG    | Y  | \$2,032.74   |
|      | 080011000     | 080011000 | CDRG    | Y  | \$2,067.98   |
|      | 080011000     | 080011000 | CDRG    | Y  | \$3,886.78   |
|      | 080011000     | 080011000 | CDRG    | Y  | \$29,300.00  |
|      | 080011000     | 080011000 | CDRG    | Y  | \$12,292.40  |
|      | 080011000     | 080011000 | CDRG    | Y  | \$601.40     |
|      | 080011000     | 080011000 | CDRG    | Y  | \$20,354.14  |
|      | 080011000     | 080011000 | CDRG    | Y  | \$13.28      |
|      | 080011000     | 080011000 | CDRG    | Y  | \$2,487.24   |
|      | 080011000     | 080011000 | CDRG    | Y  | \$18,531.16  |
|      | 080011000     | 080011000 | CDRG    | Y  | \$6,284.50   |
|      | 080011000     | 080011000 | CDRG    | Y  | \$41,777.04  |
|      | 080011000     | 080011000 | CDRG    | Y  | \$43,440.00  |
|      | 080011000     | 080011000 | CDRG    | Y  | \$5,014.26   |
|      | 080011000     | 080011000 | CDRG    | Y  | \$1,201.20   |

U.S. DEPARTMENT OF HOUSING AND  
URBAN DEVELOPMENT  
OFFICE OF COMMUNITY PLANNING AND  
DEVELOPMENT  
PHST - Drawdown Report by Voucher Number  
- Vouchers Submitted to LEAS

DATE: 11/19/2024  
TIME: 9:59:16 AM  
PAGE: 49

| IDIS    | Voucher Number | Line Item | IDIS Project ID | IDIS Act ID | Voucher Created | Voucher Status |
|---------|----------------|-----------|-----------------|-------------|-----------------|----------------|
| 616119  | 450717         | 3         | 24              | 2431        | 5/12/2023       | Completed      |
|         |                | 15        | 24              | 2431        | 5/12/2023       | Completed      |
|         |                | 1         | 10              | 2599        | 5/12/2023       | Completed      |
|         |                | 1         | 34              | 2495        | 5/25/2023       | Completed      |
|         |                | 2         | 14              | 2517        | 5/25/2023       | Completed      |
|         |                | 3         | 1               | 2517        | 5/25/2023       | Completed      |
|         |                | 4         | 20              | 2517        | 5/25/2023       | Completed      |
|         |                | 5         | 4               | 2518        | 5/25/2023       | Completed      |
|         |                | 6         | 0               | 2503        | 5/25/2023       | Completed      |
|         |                | 7         | 10              | 2552        | 5/25/2023       | Completed      |
| 6173493 | 476646         | 8         | 24              | 2454        | 5/25/2023       | Completed      |
|         |                | 9         | 24              | 2454        | 5/25/2023       | Completed      |
|         |                | 1         | 10              | 2599        | 5/25/2023       | Completed      |
|         |                | 1         | 11              | 2517        | 7/10/2023       | Completed      |
|         |                | 2         | 1               | 2561        | 7/10/2023       | Completed      |
|         |                | 3         | 18              | 2559        | 7/10/2023       | Completed      |
|         |                | 4         | 18              | 2560        | 7/10/2023       | Completed      |
|         |                | 5         | 2               | 2576        | 7/10/2023       | Completed      |
|         |                | 6         | 3               | 2577        | 7/10/2023       | Completed      |
|         |                | 7         | 6               | 2592        | 7/10/2023       | Completed      |
| 6789586 | 6787895        | 8         | 11              | 2585        | 7/10/2023       | Completed      |
|         |                | 1         | 10              | 2529        | 7/10/2022       | Completed      |
|         |                | 1         | 34              | 2489        | 7/28/2022       | Completed      |
|         |                | 2         | 14              | 2417        | 7/28/2022       | Completed      |
|         |                | 3         | 1               | 2401        | 7/28/2022       | Completed      |
|         |                | 4         | 18              | 2439        | 7/28/2022       | Completed      |
|         |                | 5         | 10              | 2599        | 7/28/2022       | Completed      |
|         |                | 6         | 2               | 2576        | 7/28/2022       | Completed      |
|         |                | 7         | 11              | 2489        | 7/28/2022       | Completed      |
|         |                | 8         | 34              | 2434        | 7/28/2022       | Completed      |
| 6511012 | 6511006        | 9         | 26              | 2434        | 7/28/2022       | Completed      |
|         |                | 1         | 10              | 2599        | 9/13/2023       | Completed      |
|         |                | 1         | 51              | 2485        | 9/13/2023       | Completed      |
|         |                | 2         | 10              | 2599        | 9/13/2023       | Completed      |
|         |                | 3         | 1               | 2591        | 9/13/2023       | Completed      |
|         |                | 4         | 25              | 2592        | 9/13/2023       | Completed      |
|         |                | 5         | 5               | 2577        | 9/13/2023       | Completed      |
|         |                | 6         | 4               | 2576        | 9/13/2023       | Completed      |
|         |                | 7         | 5               | 2576        | 9/13/2023       | Completed      |
|         |                | 8         | 11              | 2595        | 9/13/2023       | Completed      |
| 0853122 |                | 9         | 13              | 2587        | 9/13/2023       | Completed      |
|         |                | 10        | 26              | 2431        | 9/13/2023       | Completed      |
|         |                | 11        | 26              | 2434        | 9/13/2023       | Completed      |
|         |                | 1         | 10              | 2599        | 11/3/2023       | Completed      |
|         |                | 2         | 1               | 2491        | 11/3/2023       | Completed      |
|         |                | 3         | 5               | 2477        | 11/3/2023       | Completed      |
|         |                | 4         | 4               | 2478        | 11/3/2023       | Completed      |
|         |                | 5         | 10              | 2494        | 11/3/2023       | Completed      |
|         |                | 6         | 26              | 2434        | 11/3/2023       | Completed      |
|         |                | 7         | 26              | 2434        | 11/3/2023       | Completed      |
| 0657025 |                | 8         | 26              | 2434        | 11/3/2023       | Completed      |
|         |                | 1         | 34              | 2489        | 1/19/2024       | Completed      |



DATE: 11/19/2024  
TIME: 9:51:18 AM  
PAGE: 5/9

549

U.S. DEPARTMENT OF HOUSING AND  
URBAN DEVELOPMENT  
OFFICE OF COMMUNITY PLANNING AND  
DEVELOPMENT  
PR07 - Drawdown Report by Voucher Number  
- Voucher Submitted to LEAS

DATE: 11/18/2021  
TIME: 9:50:18 AM  
PAGE: 60

| IDIS      | Recipient TIN | Payee TIN | Program | PY | Drawn Amount |
|-----------|---------------|-----------|---------|----|--------------|
| 060301500 | 060301500     | 060301500 | CDSC    |    | \$20,147.07  |
| 060301500 | 060301500     | 060301500 | CDSC    |    | \$7,604.98   |
| 060301500 | 060301500     | 060301500 | CDSC    |    | \$6,000.00   |
| 060301500 | 060301500     | 060301500 | CDSC    |    | \$2,000.00   |
| 060301500 | 060301500     | 060301500 | CDSC    |    | \$742.72     |
| 060301500 | 060301500     | 060301500 | CDSC    |    | \$135,335.63 |
| 060301500 | 060301500     | 060301500 | CDSC    |    | \$5,917.51   |
| 060301500 | 060301500     | 060301500 | CDSC    |    | \$3,153.70   |
| 060301500 | 060301500     | 060301500 | CDSC    |    | \$11,171.10  |
| 060301500 | 060301500     | 060301500 | CDSC    |    | \$2,178.55   |
| 060301500 | 060301500     | 060301500 | CDSC    |    | \$16,035.62  |
| 060301500 | 060301500     | 060301500 | CDSC    |    | \$17,046.38  |
| 060301500 | 060301500     | 060301500 | CDSC    |    | \$4,515.00   |
| 060301500 | 060301500     | 060301500 | CDSC    |    | \$3,111.91   |
| 060301500 | 060301500     | 060301500 | CDSC    |    | \$14,411.47  |
| 060301500 | 060301500     | 060301500 | CDSC    |    | \$607.50     |
| 060301500 | 060301500     | 060301500 | CDSC    |    | \$131,327.60 |
| 060301500 | 060301500     | 060301500 | CDSC    |    | \$2,004.00   |
| 060301500 | 060301500     | 060301500 | CDSC    |    | \$25,603.00  |
| 060301500 | 060301500     | 060301500 | CDSC    |    | \$15,800.00  |
| 060301500 | 060301500     | 060301500 | CDSC    |    | \$2,522.22   |
| 060301500 | 060301500     | 060301500 | CDSC    |    | \$5,350.00   |
| 060301500 | 060301500     | 060301500 | CDSC    |    | \$5,100.85   |
| 060301500 | 060301500     | 060301500 | CDSC    |    | \$7,112.00   |
| 060301500 | 060301500     | 060301500 | CDSC    |    | \$4,285.81   |
| 060301500 | 060301500     | 060301500 | CDSC    |    | \$11,612.23  |
| 060301500 | 060301500     | 060301500 | CDSC    |    | \$9,185.00   |
| 060301500 | 060301500     | 060301500 | CDSC    |    | \$2,370.00   |
| 060301500 | 060301500     | 060301500 | CDSC    |    | \$2,081.00   |
| 060301500 | 060301500     | 060301500 | CDSC    |    | \$9,810.00   |
| 060301500 | 060301500     | 060301500 | CDSC    |    | \$4,034.12   |
| 060301500 | 060301500     | 060301500 | CDSC    |    | \$17,440.00  |
| 060301500 | 060301500     | 060301500 | CDSC    |    | \$477.00     |
| 060301500 | 060301500     | 060301500 | CDSC    |    | \$1,177.50   |
| 060301500 | 060301500     | 060301500 | CDSC    |    | \$3,846.37   |
| 060301500 | 060301500     | 060301500 | CDSC    |    | \$3,246.15   |
| 060301500 | 060301500     | 060301500 | CDSC    |    | \$2,246.30   |
| 060301500 | 060301500     | 060301500 | CDSC    |    | \$7,167.70   |
| 060301500 | 060301500     | 060301500 | CDSC    |    | \$7,277.00   |
| 060301500 | 060301500     | 060301500 | CDSC    |    | \$5.20       |
| 060301500 | 060301500     | 060301500 | CDSC    |    | \$5,517.00   |
| 060301500 | 060301500     | 060301500 | CDSC    |    | \$47,95.21   |
| 060301500 | 060301500     | 060301500 | CDSC    |    | \$5,144.76   |
| 060301500 | 060301500     | 060301500 | CDSC    |    | \$4,674.36   |
| 060301500 | 060301500     | 060301500 | CDSC    |    | \$24,855.34  |
| 060301500 | 060301500     | 060301500 | CDSC    |    | \$12,500.00  |
| 060301500 | 060301500     | 060301500 | CDSC    |    | \$10,555.54  |
| 060301500 | 060301500     | 060301500 | CDSC    |    | \$5,145.40   |
| 060301500 | 060301500     | 060301500 | CDSC    |    | \$311.00     |
| 060301500 | 060301500     | 060301500 | CDSC    |    | \$7,036.00   |
| 060301500 | 060301500     | 060301500 | CDSC    |    | \$10,551.58  |
| 060301500 | 060301500     | 060301500 | CDSC    |    | \$151,286.42 |

U.S. DEPARTMENT OF HOUSING AND  
URBAN DEVELOPMENT  
OFFICE OF COMMUNITY PLANNING AND  
DEVELOPMENT  
PHU - Drawdown Report by Voucher Number  
- Vouchers is drilled to Line

DATE: 11/18/2021  
TIME: 9:50:15 AM  
PAGE: 79

| IDIS         | Voucher Number | Line Item | IDIS Project ID | IDIS Act ID | Voucher Created | Voucher Status |
|--------------|----------------|-----------|-----------------|-------------|-----------------|----------------|
| 0863558      | 3              | 19        | 2506            | 1792022     | Completed       |                |
|              | 3              | 26        | 2642            | 1792022     | Completed       |                |
|              | 4              | 1         | 2646            | 1792024     | Completed       |                |
|              | 5              | 24        | 2434            | 1792024     | Completed       |                |
|              | 1              | 34        | 2482            | 1792024     | Completed       |                |
|              | 2              | 35        | 2504            | 1792024     | Completed       |                |
|              | 3              | 20        | 2508            | 1792024     | Completed       |                |
|              | 4              | 1         | 2581            | 1792024     | Completed       |                |
|              | 5              | 25        | 2502            | 1792024     | Completed       |                |
|              | 6              | 6         | 2511            | 1792024     | Completed       |                |
| 0863559      | 7              | 7         | 2512            | 1792024     | Completed       |                |
|              | 8              | 8         | 2513            | 1792024     | Completed       |                |
|              | 9              | 24        | 2514            | 1792024     | Completed       |                |
|              | 1              | 10        | 2509            | 2225024     | Completed       |                |
|              | 2              | 1         | 2581            | 2225024     | Completed       |                |
|              | 3              | 10        | 2583            | 2225024     | Completed       |                |
|              | 4              | 10        | 2615            | 2225024     | Completed       |                |
|              | 5              | 11        | 2616            | 2225024     | Completed       |                |
|              | 1              | 1         | 2581            | 2225024     | Completed       |                |
|              | 2              | 24        | 2634            | 3225024     | Completed       |                |
| 0902707      | 1              | 22        | 2566            | 5225024     | Completed       |                |
|              | 2              | 28        | 2627            | 5225024     | Completed       |                |
|              | 3              | 28        | 2627            | 5225024     | Completed       |                |
|              | 1              | 2         | 2627            | 5225024     | Completed       |                |
|              | 2              | 3         | 2629            | 5225024     | Completed       |                |
|              | 3              | 4         | 2629            | 5225024     | Completed       |                |
|              | 4              | 5         | 2630            | 5225024     | Completed       |                |
|              | 5              | 7         | 2612            | 5225024     | Completed       |                |
|              | 6              | 8         | 2613            | 5225024     | Completed       |                |
|              | 7              | 9         | 2614            | 5225024     | Completed       |                |
| 0902708      | 8              | 10        | 2615            | 5225024     | Completed       |                |
|              | 9              | 11        | 2616            | 5225024     | Completed       |                |
|              | 10             | 12        | 2617            | 5225024     | Completed       |                |
|              | 11             | 13        | 2618            | 5225024     | Completed       |                |
|              | 12             | 14        | 2619            | 5225024     | Completed       |                |
|              | 13             | 15        | 2620            | 5225024     | Completed       |                |
|              | 14             | 16        | 2621            | 5225024     | Completed       |                |
|              | 15             | 17        | 2622            | 5225024     | Completed       |                |
|              | 16             | 18        | 2623            | 5225024     | Completed       |                |
|              | 17             | 19        | 2624            | 5225024     | Completed       |                |
| 0913384      | 1              | 20        | 2625            | 5225024     | Completed       |                |
|              | 2              | 21        | 2626            | 5225024     | Completed       |                |
|              | 3              | 22        | 2627            | 5225024     | Completed       |                |
|              | 4              | 23        | 2628            | 5225024     | Completed       |                |
|              | 5              | 24        | 2629            | 5225024     | Completed       |                |
|              | 6              | 25        | 2630            | 5225024     | Completed       |                |
|              | 7              | 26        | 2631            | 5225024     | Completed       |                |
|              | 8              | 27        | 2632            | 5225024     | Completed       |                |
|              | 9              | 28        | 2633            | 5225024     | Completed       |                |
|              | 10             | 29        | 2634            | 5225024     | Completed       |                |
| 0913385      | 1              | 30        | 2635            | 5225024     | Completed       |                |
|              | 2              | 31        | 2636            | 5225024     | Completed       |                |
|              | 3              | 32        | 2637            | 5225024     | Completed       |                |
|              | 4              | 33        | 2638            | 5225024     | Completed       |                |
|              | 5              | 34        | 2639            | 5225024     | Completed       |                |
|              | 6              | 35        | 2640            | 5225024     | Completed       |                |
|              | 7              | 36        | 2641            | 5225024     | Completed       |                |
|              | 8              | 37        | 2642            | 5225024     | Completed       |                |
|              | 9              | 38        | 2643            | 5225024     | Completed       |                |
|              | 10             | 39        | 2644            | 5225024     | Completed       |                |
| 0913386      | 1              | 40        | 2645            | 5225024     | Completed       |                |
|              | 2              | 41        | 2646            | 5225024     | Completed       |                |
|              | 3              | 42        | 2647            | 5225024     | Completed       |                |
|              | 4              | 43        | 2648            | 5225024     | Completed       |                |
|              | 5              | 44        | 2649            | 5225024     | Completed       |                |
|              | 6              | 45        | 2650            | 5225024     | Completed       |                |
|              | 7              | 46        | 2651            | 5225024     | Completed       |                |
|              | 8              | 47        | 2652            | 5225024     | Completed       |                |
|              | 9              | 48        | 2653            | 5225024     | Completed       |                |
|              | 10             | 49        | 2654            | 5225024     | Completed       |                |
| TOTAL DRAWS: |                |           |                 |             |                 |                |

DATE: 11/18/2024  
TIME: 9:10:18 AM  
PAGE: 9/9

819

DATE: 11/18/2024  
TIME: 9:50:18 AM  
PAGE: 5/11

9/9

[illegible]





WATERBURY

Count of CIVIC CV Activities with Disbursements by Activity Group & Matrix Code

| Activity Group                      | Activity Category                                       | Open Activities |           | Completed |           | Civic Activities |           | Program Year |           | Total Activities |           |
|-------------------------------------|---|-----------------|-----------|-----------|-----------|------------------|-----------|--------------|-----------|------------------|-----------|
|                                     |   | Count           | Disbursed | Count     | Disbursed | Count            | Disbursed | Count        | Disbursed | Count            | Disbursed |
| Public Facilities and Improvements  | Total Public Facilities and Improvements (03E)          | 1               | \$0.00    | 0         | \$0.00    | 1                | \$0.00    | 1            | \$0.00    | 1                | \$0.00    |
|                                     | Public Services   | 1               | \$0.00    | 0         | \$0.00    | 1                | \$0.00    | 1            | \$0.00    | 1                | \$0.00    |
|                                     | Food Banks (00X)  | 1               | \$0.00    | 0         | \$0.00    | 1                | \$0.00    | 1            | \$0.00    | 1                | \$0.00    |
|                                     | Other Public Services Not Listed in (05A-05V, 07T, 08Z) | 2               | \$0.00    | 1         | \$0.00    | 3                | \$0.00    | 3            | \$0.00    | 3                | \$0.00    |
| General Administration and Planning | Total Public Services                                   | 3               | \$0.00    | 1         | \$0.00    | 4                | \$0.00    | 4            | \$0.00    | 4                | \$0.00    |
|                                     | General Administration and Planning                     | 1               | \$0.00    | 0         | \$0.00    | 1                | \$0.00    | 1            | \$0.00    | 1                | \$0.00    |
|                                     | Total General Administration and Planning               | 1               | \$0.00    | 0         | \$0.00    | 1                | \$0.00    | 1            | \$0.00    | 1                | \$0.00    |
|                                     | Grand Total   | 5               | \$0.00    | 1         | \$0.00    | 6                | \$0.00    | 6            | \$0.00    | 6                | \$0.00    |



|  |   |                     |            | U.S. Department of Justice, Office of Community Planning and Development<br>Integrated Assessment and Information System<br>CIO/COP Activity Accomplishments<br>Program Year: 2023 |                    |  |  | DATE: 05/09/24<br>TIME: 09:55<br>PAGE: 2 |  |  |  |  |  |  |  |
|---|---|---------------------|------------|--|--------------------|--|--|--|--|--|--|--|--|--|--|
| WATERSBURY  |   |                     |            |  |                    |  |  |  |  |  |  |  |  |  |  |
| COMB-CV Sum of Actual Accomplishments by Activity Group and Accomplishment Type     |   |                     |            |  |                    |  |  |  |  |  |  |  |  |  |  |
| Activity Group  | Matrix Code                                     | Accomplishment Type | Open Count | Completed Count  | Program Year Total |  |  |  |  |  |  |  |  |  |  |
| Public Facilities and Improvements<br>Public Services<br>Public Services            | Neighborhood Facilities (03E)                   | Public Facilities   | 0          | 0  | 0                  |  |  |  |  |  |  |  |  |  |  |
|   | Total Public Facilities and Improvements        |                     | 0          | 0  | 0                  |  |  |  |  |  |  |  |  |  |  |
|   | Food Banks (05A)                                | Persons             | 0          | 0  | 0                  |  |  |  |  |  |  |  |  |  |  |
|   | Other Public Services Not Listed in USA-05Y_031 | Persons             | 0          | 1,276  | 1,276              |  |  |  |  |  |  |  |  |  |  |
|   | Total Public Services                           |                     | 0          | 1,276  | 1,276              |  |  |  |  |  |  |  |  |  |  |
| Grand Total   |   |                     | 0          | 1,276  | 1,276              |  |  |  |  |  |  |  |  |  |  |

|   |  |               |                        |   |                           |  |  |   |
|---|--|---------------|------------------------|---|---------------------------|--|--|---|
|  |  |               |                        | U.S. Department of Housing and Urban Development<br>Office of Community Planning and Development<br>Integrated Disbursement and Information System<br>HUD-CDBG-CV Community Development<br>Program Year: 2022 |                           |  |  | DATE: 08/04/21<br>TIME: 9:55<br>PAGE: 3 |
| HOUSING-Non Housing<br>Non Housing  |  |               |                        | WATERSBURY<br>CDBG-CV Beneficiaries by Race / Ethnic Category   |                           |  |  |   |
|   | Race                                   | Total Persons | Total Hispanic Persons | Total Households  | Total Hispanic Households |  |  |   |
|   | White                                  | 543           | 558                    | 0   | 0                         |  |  |   |
|   | Black/African American                 | 287           | 176                    | 0   | 0                         |  |  |   |
|   | Asian                                  | 5             | 0                      | 0   | 0                         |  |  |   |
|   | America's Indian/Alaskan Native        | 7             | 0                      | 0   | 0                         |  |  |   |
|   | Native Hawaiian/Other Pacific Islander | 7             | 0                      | 0   | 0                         |  |  |   |
|   | Other Hispanic                         | 20            | 10                     | 0   | 0                         |  |  |   |
|   | <b>Total Non Housing</b>               | <b>1,276</b>  | <b>744</b>             | <b>0</b>  | <b>0</b>                  |  |  |   |
|   | White                                  | 552           | 558                    | 0   | 0                         |  |  |   |
|   | Black/African American                 | 287           | 176                    | 0   | 0                         |  |  |   |
|   | Asian                                  | 5             | 0                      | 0   | 0                         |  |  |   |
|   | America's Indian/Alaskan Native        | 7             | 0                      | 0   | 0                         |  |  |   |
|   | Native Hawaiian/Other Pacific Islander | 5             | 0                      | 0   | 0                         |  |  |   |
|   | Other multi-racial                     | 20            | 10                     | 0   | 0                         |  |  |   |
|   | <b>Total Grand Total</b>               | <b>1,276</b>  | <b>744</b>             | <b>0</b>  | <b>0</b>                  |  |  |   |

WATERSBURY

**CDBG-CV Beneficiaries by Income Category** [\(Click here to view activities\)](#)

No data returned for this view. This might be because the applied filter includes all data.



WATERBURY

Count of CD36 Activities with Disbursements by Activity Group & Mark Code

| Activity Group                      | Activity Category  | Open Count | Open Activities Disbursed | Completed Count | Completed Activities Disbursed | Program Year Count | Total Activities Disbursed |
|-------------------------------------|--|------------|---------------------------|-----------------|--------------------------------|--------------------|----------------------------|
| Acquisition                         | Acquisition of Real Property (01)                              | 1          | \$0.00                    | 0               | \$0.00                         | 1                  | \$0.00                     |
|                                     | Relocation (06)  | 2          | \$127,979.58              | 0               | \$0.00                         | 2                  | \$127,979.58               |
|                                     | Total Acquisition  | 3          | \$127,979.58              | 0               | \$0.00                         | 4                  | \$127,979.58               |
| Public Facilities and Improvements  | Public Facilities (02)   | 8          | \$886,171.07              | 0               | \$0.00                         | 8                  | \$886,171.07               |
|                                     | Public Facilities (02)   | 8          | \$886,171.07              | 0               | \$0.00                         | 8                  | \$886,171.07               |
|                                     | Total Public Facilities and Improvements                       | 12         | \$1,423,798.02            | 0               | \$0.00                         | 12                 | \$1,423,798.02             |
| Public Services                     | Public Services (03)   | 0          | \$0.00                    | 3               | \$53,000.00                    | 3                  | \$53,000.00                |
|                                     | Public Services (03)   | 0          | \$0.00                    | 3               | \$53,000.00                    | 3                  | \$53,000.00                |
|                                     | Violence, Crime, Violence, Sexual Assault, and Harassment (04) | 0          | \$0.00                    | 2               | \$9,000.00                     | 2                  | \$9,000.00                 |
|                                     | Violence, Crime, Violence, Sexual Assault, and Harassment (04) | 0          | \$0.00                    | 2               | \$9,000.00                     | 2                  | \$9,000.00                 |
|                                     | Food Banks (05)  | 1          | \$53,350.00               | 2               | \$0.00                         | 3                  | \$53,350.00                |
|                                     | Food Banks (05)  | 1          | \$53,350.00               | 2               | \$0.00                         | 3                  | \$53,350.00                |
|                                     | Other Public Services Not Listed in CD36 (06) (07) (08)        | 3          | \$55,000.00               | 4               | \$5,000.00                     | 7                  | \$60,000.00                |
|                                     | Other Public Services Not Listed in CD36 (06) (07) (08)        | 3          | \$55,000.00               | 4               | \$5,000.00                     | 7                  | \$60,000.00                |
|                                     | Total Public Services  | 6          | \$107,437.82              | 17              | \$67,000.00                    | 23                 | \$174,437.82               |
|                                     | Total Public Services  | 6          | \$107,437.82              | 17              | \$67,000.00                    | 23                 | \$174,437.82               |
| General Administration and Planning | General Administration and Planning (21)                       | 2          | \$256,586.61              | 1               | \$59,811.31                    | 3                  | \$316,397.92               |
|                                     | General Administration and Planning (21)                       | 2          | \$256,586.61              | 1               | \$59,811.31                    | 3                  | \$316,397.92               |
|                                     | Total General Administration and Planning                      | 22         | \$2,005,102.03            | 18              | \$156,421.31                   | 40                 | \$2,161,523.34             |
|                                     | Total General Administration and Planning                      | 22         | \$2,005,102.03            | 18              | \$156,421.31                   | 40                 | \$2,161,523.34             |

WATERSHED

CDMS Sum of Actual Accomplishments by Activity Group and Accomplishment Type

| Activity Group  | Matrix Code                        | Accomplishment Type   | Open Count: Completed Count |        | Program Year Totals |
|---|------------------------------------|---|-----------------------------|--------|---------------------|
|   |                                    |   | 0                           | 0      | 0                   |
| Acquisition   | Public Facilities and Improvements | Relocation (R)  | 0                           | 0      | 0                   |
|   |                                    | Total Acquisition   | 0                           | 0      | 0                   |
|   |                                    | Neighborhood Facilities (NF)  | 0                           | 0      | 0                   |
|   | Public Services                    | Parks, Recreation, Facilities (PSP)   | 431,760                     | 0      | 431,760             |
|   |                                    | Total Public Facilities and Improvements  | 431,760                     | 0      | 431,760             |
|   |                                    | Public Facilities (PF)  | 0                           | 2,253  | 2,253               |
|   |                                    | Youth Services (YS)   | 0                           | 178    | 178                 |
|   |                                    | Services for victims of domestic violence, child violence, sexual assault or stalking (SVA) | 0                           | 1,138  | 1,138               |
|   |                                    | Employment Training (ET)  | 12                          | 197    | 209                 |
|   |                                    | Food Bank (FB)  | 2,707                       | 3,229  | 5,581               |
| Other Public Services Not Listed in OSA-CITY, OST (OSZ) |                                    | 1,134   | 1,145                       | 2,219  |                     |
| Total Public Services                                   |                                    | 3,453   | 8,265                       | 11,718 |                     |
| Grand Total   | 432,213                            | 8,265   | 443,478                     |        |                     |



U.S. Department of Homeland Security  
Office of Scientific and Technical Information  
Integrated Datacenter and Information System  
CTDNC Summary of Accomplishments  
Program Year 2023

DATE: 11-06-24  
TIME: 0959  
PAGE: 3

| CDBG Beneficiaries by Racial / Ethnic Category |   |                  |                           |                              |
|--|---|------------------|---------------------------|------------------------------|
| Housing-Non<br>non housing                     | Race  | Total<br>Persons | Total Hispanic<br>Persons | Total Hispanic<br>Households |
|  | White   | 6,765            | 3,726                     | 8                            |
|  | Black/African American                            | 2,527            | 279                       | 0                            |
|  | Asian   | 44               | 6                         | 0                            |
|  | American Indian/Alaskan/Native                    | 55               | 17                        | 0                            |
|  | Native Hawaiian/Other Pacific Islander            | 11               | 1                         | 0                            |
|  | American Indian/Alaskan/Native & White            | 11               | 3                         | 0                            |
|  | Asian & White                                     | 11               | 2                         | 0                            |
|  | Black/African American & White                    | 31               | 13                        | 0                            |
|  | Amer. Indian/Alaskan Native & Black/African Amer. | 26               | 6                         | 0                            |
|  | Amer. Indian/Alaskan Native & Black/African Amer. | 26               | 6                         | 0                            |
|  | <b>Total Non Housing</b>                          | <b>11,712</b>    | <b>6,424</b>              | <b>8</b>                     |
| Grand Total                                    | White   | 12,906           | 3,526                     | 0                            |
|  | Black/African American                            | 3,577            | 279                       | 0                            |
|  | Asian   | 44               | 6                         | 0                            |
|  | American Indian/Alaskan Native                    | 46               | 17                        | 0                            |
|  | Native Hawaiian/Other Pacific Islander            | 11               | 1                         | 0                            |
|  | American Indian/Alaskan Native & White            | 11               | 3                         | 0                            |
|  | Asian & White                                     | 11               | 2                         | 0                            |
|  | Black/African American & White                    | 31               | 13                        | 0                            |
|  | Amer. Indian/Alaskan Native & Black/African Amer. | 26               | 6                         | 0                            |
|  | Other multi-racial                                | 2,762            | 238                       | 0                            |
|  | <b>Total Grand Total</b>                          | <b>41,748</b>    | <b>16,474</b>             | <b>8</b>                     |

U.S. Department of Housing and Urban Development  
Office of Community Planning and Development  
Integrated Datacenter and Information System  
HUD Office of Management Information  
Program Year: 2003

DATE: 11/28/04  
TIME: 9:56  
PAGE: 4


WATERSURY

CMG Beneficiaries by Income Category (Click here to view details)

| Income Levels         | Owner | Occupied | Renter | Persons |
|-----------------------|-------|----------|--------|---------|
| Non-Housing           | 0     | 0        | 0      | 3,810   |
| Extremely Low (<5%)   | 0     | 0        | 0      | 853     |
| Low (>5% and <=50%)   | 0     | 0        | 0      | 1,111   |
| Med (>50% and <=80%)  | 0     | 0        | 0      | 4,747   |
| Total Low-Med (<=80%) | 0     | 0        | 0      | 15      |
| Non Low-Med (>80%)    | 0     | 0        | 0      | 4,703   |
| Total Beneficiaries   | 0     | 0        | 0      | 4,703   |

[illegible]





U.S. Department of Homeland Security  
U.S. Customs and Border Protection  
Integrated Data Management and Information System

OMB - 1518-0047  
PAGE 2

PR 25 - Status of ODO Fund by Fiscal Year Report  
(Financial Summary) - WY TEBURY

| Fiscal Year                    | FY Name   | Fund Type | Balance to | Amount      | %    |
|--------------------------------|-----------|-----------|------------|-------------|------|
| 2018                           | WY TEBURY | 01        | Unassigned | \$14,945.00 | 8.35 |
| Total For 2018 Funds (GRN-COL) |           |           |            | \$14,945.00 |      |
| Total For 2018 Funds (CO)      |           |           |            | \$14,945.00 |      |

| Fiscal Year                    | FY Name   | Fund Type | Balance to | Amount      | %    |
|--------------------------------|-----------|-----------|------------|-------------|------|
| 2019                           | WY TEBURY | 01        | Unassigned | \$14,945.00 | 8.35 |
| Total For 2019 Funds (GRN-COL) |           |           |            | \$14,945.00 |      |
| Total For 2019 Funds (CO)      |           |           |            | \$14,945.00 |      |

| Fiscal Year                    | FY Name   | Fund Type | Balance to | Amount      | %    |
|--------------------------------|-----------|-----------|------------|-------------|------|
| 2020                           | WY TEBURY | 01        | Unassigned | \$14,945.00 | 8.35 |
| Total For 2020 Funds (GRN-COL) |           |           |            | \$14,945.00 |      |
| Total For 2020 Funds (CO)      |           |           |            | \$14,945.00 |      |


  


| Fiscal Year                    | FY Name   | Fund Type | Balance to | Amount      | %    |
|--------------------------------|-----------|-----------|------------|-------------|------|
| 2021                           | WY TEBURY | 01        | Unassigned | \$14,945.00 | 8.35 |
| Total For 2021 Funds (GRN-COL) |           |           |            | \$14,945.00 |      |
| Total For 2021 Funds (CO)      |           |           |            | \$14,945.00 |      |





DATE: 11-18-24  
TIME: 9:57  
PAGE: 5

|   |           |           |                |                |         |                |                |         |        |
|---|-----------|-----------|----------------|----------------|---------|----------------|----------------|---------|--------|
|    |           |           |                |                |         |                |                |         |        |
| U.S. Department of Health and Human Services<br>Office of Management and Enterprise Operations<br>Integrated Disbursement and Information System<br>FY 2019 - Status of CHDO Funds by Fiscal Year Report<br>PAGE: 6 |           |           |                |                |         |                |                |         |        |
| (Designated Currency) = MATRIBURY   |           |           |                |                |         |                |                |         |        |
| Fund Name   | CHDO Name | Fund Type | Amount         | Committed      | Balance | Amount         | Committed      | Balance | %      |
| FY 2019   | WATERBURY | CR        | \$1,000,000.00 | \$1,000,000.00 | \$0.00  | \$1,000,000.00 | \$1,000,000.00 | \$0.00  | 100.0% |
| Total for 2019 Funds (CHDO-CCL)   |           |           |                |                |         |                |                |         |        |
|   |           |           | \$1,000,000.00 | \$1,000,000.00 | \$0.00  | \$1,000,000.00 | \$1,000,000.00 | \$0.00  | 100.0% |
| Funds Disbursed To CHDOs  |           |           |                |                |         |                |                |         |        |
| Fund Name   | CHDO Name | Fund Type | Amount         | Committed      | Balance | Amount         | Committed      | Balance | %      |
| FY 2019   | WATERBURY | CR        | \$2,222,222.22 | \$2,222,222.22 | \$0.00  | \$2,222,222.22 | \$2,222,222.22 | \$0.00  | 100.0% |
| Total for 2019 Funds (CHDO-CCL)   |           |           |                |                |         |                |                |         |        |
|   |           |           | \$2,222,222.22 | \$2,222,222.22 | \$0.00  | \$2,222,222.22 | \$2,222,222.22 | \$0.00  | 100.0% |
| Funds Disbursed To CHDOs  |           |           |                |                |         |                |                |         |        |
| Fund Name   | CHDO Name | Fund Type | Amount         | Committed      | Balance | Amount         | Committed      | Balance | %      |
| FY 2019   | WATERBURY | CR        | \$1,000,000.00 | \$1,000,000.00 | \$0.00  | \$1,000,000.00 | \$1,000,000.00 | \$0.00  | 100.0% |
| Total for 2019 Funds (CHDO-CCL)   |           |           |                |                |         |                |                |         |        |
|   |           |           | \$1,000,000.00 | \$1,000,000.00 | \$0.00  | \$1,000,000.00 | \$1,000,000.00 | \$0.00  | 100.0% |
| Funds Disbursed To CHDOs  |           |           |                |                |         |                |                |         |        |
| Fund Name   | CHDO Name | Fund Type | Amount         | Committed      | Balance | Amount         | Committed      | Balance | %      |
| FY 2019   | WATERBURY | CR        | \$1,000,000.00 | \$1,000,000.00 | \$0.00  | \$1,000,000.00 | \$1,000,000.00 | \$0.00  | 100.0% |
| Total for 2019 Funds (CHDO-CCL)   |           |           |                |                |         |                |                |         |        |
|   |           |           | \$1,000,000.00 | \$1,000,000.00 | \$0.00  | \$1,000,000.00 | \$1,000,000.00 | \$0.00  | 100.0% |
| Funds Disbursed To CHDOs  |           |           |                |                |         |                |                |         |        |
| Fund Name   | CHDO Name | Fund Type | Amount         | Committed      | Balance | Amount         | Committed      | Balance | %      |
| FY 2019   | WATERBURY | CR        | \$1,000,000.00 | \$1,000,000.00 | \$0.00  | \$1,000,000.00 | \$1,000,000.00 | \$0.00  | 100.0% |
| Total for 2019 Funds (CHDO-CCL)   |           |           |                |                |         |                |                |         |        |
|   |           |           | \$1,000,000.00 | \$1,000,000.00 | \$0.00  | \$1,000,000.00 | \$1,000,000.00 | \$0.00  | 100.0% |


| <div>  <div> <div>U.S. Department of Health and Human Services</div> <div>Office of Management and Enterprise Operations</div> <div>Integrated Management and Transition System</div> <div>PA 25 - Status of CHDO Funds by Fiscal Year / Agency</div> </div> <div> <div>11/18/21</div> <div>Page: 7</div> </div> </div> |             |                                |           |              |              |        |              |        |           |
|--|-------------|--------------------------------|-----------|--------------|--------------|--------|--------------|--------|-----------|
| FUNDING CATEGORY - MATERNITY   |             |                                |           |              |              |        |              |        |           |
| Fiscal Year  | PA Name     | CHDO Name                      | Fund Type | Amount       | Balance      | %      | Amount       | %      | Disbursed |
| 2002   | WILLIAM JAY | CHILDREN'S HOSPITAL OF CHICAGO | CR        | \$115,000.00 | \$115,000.00 | 100.0% | \$115,000.00 | 100.0% | \$0.00    |
| Total For 2002 Funds (CO)  |             |                                |           |              |              |        |              |        |           |
| Funds Allocated To CHDO  |             |                                |           |              |              |        |              |        |           |
| Total For 2002 Funds (CO)  |             |                                |           |              |              |        |              |        |           |
| 2003   | WILLIAM JAY | CHILDREN'S HOSPITAL OF CHICAGO | CR        | \$115,000.00 | \$115,000.00 | 100.0% | \$115,000.00 | 100.0% | \$0.00    |
| Total For 2003 Funds (CO)  |             |                                |           |              |              |        |              |        |           |
| Funds Allocated To CHDO  |             |                                |           |              |              |        |              |        |           |
| Total For 2003 Funds (CO)  |             |                                |           |              |              |        |              |        |           |
| 2004   | WILLIAM JAY | CHILDREN'S HOSPITAL OF CHICAGO | CR        | \$115,000.00 | \$115,000.00 | 100.0% | \$115,000.00 | 100.0% | \$0.00    |
| Total For 2004 Funds (CO)  |             |                                |           |              |              |        |              |        |           |
| Funds Allocated To CHDO  |             |                                |           |              |              |        |              |        |           |
| Total For 2004 Funds (CO)  |             |                                |           |              |              |        |              |        |           |
| 2005   | WILLIAM JAY | CHILDREN'S HOSPITAL OF CHICAGO | CR        | \$115,000.00 | \$115,000.00 | 100.0% | \$115,000.00 | 100.0% | \$0.00    |
| Total For 2005 Funds (CO)  |             |                                |           |              |              |        |              |        |           |
| Funds Allocated To CHDO  |             |                                |           |              |              |        |              |        |           |
| Total For 2005 Funds (CO)  |             |                                |           |              |              |        |              |        |           |
| 2006   | WILLIAM JAY | CHILDREN'S HOSPITAL OF CHICAGO | CR        | \$115,000.00 | \$115,000.00 | 100.0% | \$115,000.00 | 100.0% | \$0.00    |
| Total For 2006 Funds (CO)  |             |                                |           |              |              |        |              |        |           |
| Funds Allocated To CHDO  |             |                                |           |              |              |        |              |        |           |
| Total For 2006 Funds (CO)  |             |                                |           |              |              |        |              |        |           |
| 2007   | WILLIAM JAY | CHILDREN'S HOSPITAL OF CHICAGO | CR        | \$115,000.00 | \$115,000.00 | 100.0% | \$115,000.00 | 100.0% | \$0.00    |
| Total For 2007 Funds (CO)  |             |                                |           |              |              |        |              |        |           |
| Funds Allocated To CHDO  |             |                                |           |              |              |        |              |        |           |
| Total For 2007 Funds (CO)  |             |                                |           |              |              |        |              |        |           |
| 2008   | WILLIAM JAY | CHILDREN'S HOSPITAL OF CHICAGO | CR        | \$115,000.00 | \$115,000.00 | 100.0% | \$115,000.00 | 100.0% | \$0.00    |
| Total For 2008 Funds (CO)  |             |                                |           |              |              |        |              |        |           |
| Funds Allocated To CHDO  |             |                                |           |              |              |        |              |        |           |
| Total For 2008 Funds (CO)  |             |                                |           |              |              |        |              |        |           |
| 2009   | WILLIAM JAY | CHILDREN'S HOSPITAL OF CHICAGO | CR        | \$115,000.00 | \$115,000.00 | 100.0% | \$115,000.00 | 100.0% | \$0.00    |
| Total For 2009 Funds (CO)  |             |                                |           |              |              |        |              |        |           |
| Funds Allocated To CHDO  |             |                                |           |              |              |        |              |        |           |
| Total For 2009 Funds (CO)  |             |                                |           |              |              |        |              |        |           |
| 2010   | WILLIAM JAY | CHILDREN'S HOSPITAL OF CHICAGO | CR        | \$115,000.00 | \$115,000.00 | 100.0% | \$115,000.00 | 100.0% | \$0.00    |
| Total For 2010 Funds (CO)  |             |                                |           |              |              |        |              |        |           |
| Funds Allocated To CHDO  |             |                                |           |              |              |        |              |        |           |
| Total For 2010 Funds (CO)  |             |                                |           |              |              |        |              |        |           |
| 2011   | WILLIAM JAY | CHILDREN'S HOSPITAL OF CHICAGO | CR        | \$115,000.00 | \$115,000.00 | 100.0% | \$115,000.00 | 100.0% | \$0.00    |
| Total For 2011 Funds (CO)  |             |                                |           |              |              |        |              |        |           |
| Funds Allocated To CHDO  |             |                                |           |              |              |        |              |        |           |
| Total For 2011 Funds (CO)  |             |                                |           |              |              |        |              |        |           |
| 2012   | WILLIAM JAY | CHILDREN'S HOSPITAL OF CHICAGO | CR        | \$115,000.00 | \$115,000.00 | 100.0% | \$115,000.00 | 100.0% | \$0.00    |
| Total For 2012 Funds (CO)  |             |                                |           |              |              |        |              |        |           |
| Funds Allocated To CHDO  |             |                                |           |              |              |        |              |        |           |
| Total For 2012 Funds (CO)  |             |                                |           |              |              |        |              |        |           |
| 2013   | WILLIAM JAY | CHILDREN'S HOSPITAL OF CHICAGO | CR        | \$115,000.00 | \$115,000.00 | 100.0% | \$115,000.00 | 100.0% | \$0.00    |
| Total For 2013 Funds (CO)  |             |                                |           |              |              |        |              |        |           |
| Funds Allocated To CHDO  |             |                                |           |              |              |        |              |        |           |
| Total For 2013 Funds (CO)  |             |                                |           |              |              |        |              |        |           |
| 2014   | WILLIAM JAY | CHILDREN'S HOSPITAL OF CHICAGO | CR        | \$115,000.00 | \$115,000.00 | 100.0% | \$115,000.00 | 100.0% | \$0.00    |
| Total For 2014 Funds (CO)  |             |                                |           |              |              |        |              |        |           |
| Funds Allocated To CHDO  |             |                                |           |              |              |        |              |        |           |
| Total For 2014 Funds (CO)  |             |                                |           |              |              |        |              |        |           |
| 2015   | WILLIAM JAY | CHILDREN'S HOSPITAL OF CHICAGO | CR        | \$115,000.00 | \$115,000.00 | 100.0% | \$115,000.00 | 100.0% | \$0.00    |
| Total For 2015 Funds (CO)  |             |                                |           |              |              |        |              |        |           |
| Funds Allocated To CHDO  |             |                                |           |              |              |        |              |        |           |
| Total For 2015 Funds (CO)  |             |                                |           |              |              |        |              |        |           |
| 2016   | WILLIAM JAY | CHILDREN'S HOSPITAL OF CHICAGO | CR        | \$115,000.00 | \$115,000.00 | 100.0% | \$115,000.00 | 100.0% | \$0.00    |
| Total For 2016 Funds (CO)  |             |                                |           |              |              |        |              |        |           |
| Funds Allocated To CHDO  |             |                                |           |              |              |        |              |        |           |
| Total For 2016 Funds (CO)  |             |                                |           |              |              |        |              |        |           |
| 2017   | WILLIAM JAY | CHILDREN'S HOSPITAL OF CHICAGO | CR        | \$115,000.00 | \$115,000.00 | 100.0% | \$115,000.00 | 100.0% | \$0.00    |
| Total For 2017 Funds (CO)  |             |                                |           |              |              |        |              |        |           |
| Funds Allocated To CHDO  |             |                                |           |              |              |        |              |        |           |
| Total For 2017 Funds (CO)  |             |                                |           |              |              |        |              |        |           |
| 2018   | WILLIAM JAY | CHILDREN'S HOSPITAL OF CHICAGO | CR        | \$115,000.00 | \$115,000.00 | 100.0% | \$115,000.00 | 100.0% | \$0.00    |
| Total For 2018 Funds (CO)  |             |                                |           |              |              |        |              |        |           |
| Funds Allocated To CHDO  |             |                                |           |              |              |        |              |        |           |
| Total For 2018 Funds (CO)  |             |                                |           |              |              |        |              |        |           |
| 2019   | WILLIAM JAY | CHILDREN'S HOSPITAL OF CHICAGO | CR        | \$115,000.00 | \$115,000.00 | 100.0% | \$115,000.00 | 100.0% | \$0.00    |
| Total For 2019 Funds (CO)  |             |                                |           |              |              |        |              |        |           |
| Funds Allocated To CHDO  |             |                                |           |              |              |        |              |        |           |
| Total For 2019 Funds (CO)  |             |                                |           |              |              |        |              |        |           |
| 2020   | WILLIAM JAY | CHILDREN'S HOSPITAL OF CHICAGO | CR        | \$115,000.00 | \$115,000.00 | 100.0% | \$115,000.00 | 100.0% | \$0.00    |
| Total For 2020 Funds (CO)  |             |                                |           |              |              |        |              |        |           |
| Funds Allocated To CHDO  |             |                                |           |              |              |        |              |        |           |
| Total For 2020 Funds (CO)  |             |                                |           |              |              |        |              |        |           |
| 2021   | WILLIAM JAY | CHILDREN'S HOSPITAL OF CHICAGO | CR        | \$115,000.00 | \$115,000.00 | 100.0% | \$115,000.00 | 100.0% | \$0.00    |
| Total For 2021 Funds (CO)  |             |                                |           |              |              |        |              |        |           |
| Funds Allocated To CHDO  |             |                                |           |              |              |        |              |        |           |
| Total For 2021 Funds (CO)  |             |                                |           |              |              |        |              |        |           |



DATE: 11-18-24  
TIME: 0:57  
PAGE: 9





|   |              |   |  |  |
|---|--------------|---|--|--|
|  |              | OFFICE OF CIVIL RIGHTS, PLANNING AND DEVELOPMENT<br>U.S. DEPARTMENT OF HOUSING AND URBAN DEVELOPMENT<br>Integrated Documentation and Information System<br>PR24 - CDBG-CV Financial Summary Report<br>WATERBURY, CT |  | DATE: 11-18-97<br>TIME: 10:00<br>PAGE: 1 |
| <b>PART I: SUMMARY OF CDBG-CV RESOURCES</b>   |              |   |  |  |
| 01 CDBG-CV GRANT  | 2,237,855.00 |   |  |  |
| 02 FUNDS RETURNED TO THE LHM-UN-CRHC  | 0.00         |   |  |  |
| 03 FUNDS ALLOCATED TO THE LOCAL CDBG ACCOUNT  | 0.00         |   |  |  |
| 04 TOTAL CDBG-CV FUNDS AVAILABLE  | 2,237,855.00 |   |  |  |
| <b>PART II: SUMMARY OF CDBG-CV EXPENDITURES</b>                                     |              |   |  |  |
| 05 DISBURSEMENTS OTHER THAN SECTION 105 REPAYMENTS AND PLANNING/ADMINISTRATION      | 1,238,477.00 |   |  |  |
| 06 DISBURSEMENTS FOR PLANNING/ADMINISTRATION  | 0.00         |   |  |  |
| 07 DISBURSED IN IDIS FOR SECTION 105 REPAYMENTS                                     | 0.00         |   |  |  |
| 08 TOTAL EXPENDITURES (SUM OF LINES 05-07)  | 1,238,477.00 |   |  |  |
| 09 UNDISBURSED BALANCE (LINE 04 - LINE 08)  | 899,378.00   |   |  |  |
| <b>PART III: LOWMOO BENEFIT FOR THE CDBG-CV GRANT</b>                               |              |   |  |  |
| 10 EXPENDED FOR LOWMOO HOUSING IN SPECIAL AREAS                                     | 0.00         |   |  |  |
| 11 EXPENDING FOR LOWMOO MULTIFAMILY HOUSING   | 0.00         |   |  |  |
| 12 EXPENDED FOR OTHER LOWMOO AC WITHIN  | 1,568,677.28 |   |  |  |
| 13 TOTAL LOWMOO GRANT (SUM OF LINES 10-12)  | 1,568,677.28 |   |  |  |
| 14 AMOUNT SUBJECT TO LOWMOO BENEFIT (LINE 13)                                       | 1,568,677.28 |   |  |  |
| 15 PERCENT LOWMOO CREDIT (LINE 13/LINE 14)  | 100.00%      |   |  |  |
| <b>PART IV: PUBLIC SERVICE (PS) CALCULATIONS</b>                                    |              |   |  |  |
| 16 DISBURSED FOR PS FOR PUBLIC SERVICES   | 975,458.99   |   |  |  |
| 17 CDBG-CV GRANT  | 2,237,855.00 |   |  |  |
| 18 PERCENT OF FUNDS DISBURSED FOR PS ACTIVITIES (LINE 16/LINE 17)                   | 43.59%       |   |  |  |
| <b>PART V: PLANNING AND ADMINISTRATION (PA) CAP</b>                                 |              |   |  |  |
| 19 DISBURSED IN IDIS FOR PLANNING/ADMINISTRATION                                    | 0.00         |   |  |  |
| 20 CDBG-CV GRANT  | 2,237,855.00 |   |  |  |
| 21 PERCENT OF FUNDS DISBURSED FOR PA ACTIVITIES (LINE 19/LINE 20)                   | 0.00%        |   |  |  |


LINE 22 DETAIL ACTIVITIES TO CONSIDER IN DETAIL

LINE 18 DETAIL: ACTIVITIES TO CONSIDER IN DETERMINING THE AMOUNT TO ENTER ON LINE 18

LINE 19 DETAIL: ACTIVITIES INCLUDED IN THE COMPUTATION OF LINE 19:

[illegible]



| <div>  <div> <div>Department of Housing and Urban Development</div> <div>U.S. Department of Housing and Urban Development</div> <div>Integrated Information and Information System</div> <div>State - COVID-19 Relief and Recovery</div> <div>Fiscal Year 2023</div> <div>YTD2023.FY_23</div> </div> </div> |         |          |        |               |        |          |        |        |        |
|--|---------|----------|--------|---------------|--------|----------|--------|--------|--------|
| Item   | 1015    | 1015     | 1015   | 1015          | 1015   | 1015     | 1015   | 1015   | 1015   |
| Code   | Project | Activity | Number | Activity Name | Entity | Material | Amount | Amount | Amount |
| 001  | 1       | 001      | 001    | 001           | 001    | 001      | 001    | 001    | 001    |
| 001  | 1       | 001      | 001    | 001           | 001    | 001      | 001    | 001    | 001    |
| 002  | 1       | 002      | 002    | 002           | 002    | 002      | 002    | 002    | 002    |
| 002  | 1       | 002      | 002    | 002           | 002    | 002      | 002    | 002    | 002    |
| 002  | 1       | 002      | 002    | 002           | 002    | 002      | 002    | 002    | 002    |
| 002  | 1       | 002      | 002    | 002           | 002    | 002      | 002    | 002    | 002    |
| Total  |         |          |        |               |        |          | 001    | 001    | 001    |



No data returned for this view. This might be because the applied filter excludes all data.


No data returned for this view. This might be because the applied filter excludes all data.

| Year | Year | IOB Project | IOB Activity | Activity Name | Methods                        | Qualitative Objective | Drawn Amount |            |
|------|------|-------------|--------------|---------------|--------------------------------|-----------------------|--------------|------------|
| 2023 | 2023 | 2018        | 32           | 6240101       | On-Campus Human Development    | ONC                   | EDU          | 10,277,000 |
|      |      |             | 32           | 9524050       | On-Campus Human Development    | ONC                   | EDU          | 9,856,000  |
|      |      |             | 32           | 9254145       | On-Campus Human Development    | ONC                   | EDU          | 9,132,000  |
|      |      |             | 32           | 9440101       | On-Campus Human Development    | ONC                   | EDU          | 10,100,000 |
|      |      |             | 32           | 9752100       | On-Campus Human Development    | ONC                   | EDU          | 15,000,000 |
|      |      |             | 32           | 0892100       | On-Campus Human Development    | ONC                   | EDU          | 25,000,000 |
|      |      |             | 32           | 4101010       | On-Campus Human Development    | ONC                   | EDU          | 5,000,000  |
|      |      |             | 32           | 3632020       | Off-Campus Personal Protection | ONC                   | EDU          | 5,477,000  |
|      |      |             | 32           | 6642174       | Off-Campus Personal Protection | ONC                   | EDU          | 35,000,000 |
|      |      |             | 32           | 6100101       | Off-Campus Personal Protection | ONC                   | EDU          | 10,000,000 |
|      |      |             | 32           | 6401111       | Off-Campus Personal Protection | ONC                   | EDU          | 7,615,000  |
|      |      |             | 32           | 4501005       | Off-Campus Personal Protection | ONC                   | EDU          | 10,000,000 |
|      |      |             | 32           | 6301044       | Off-Campus Personal Protection | ONC                   | EDU          | 10,000,000 |
|      |      |             | 32           | 6024040       | Off-Campus Personal Protection | ONC                   | EDU          | 22,220,000 |
|      |      |             | 32           | 6001020       | Off-Campus Personal Protection | ONC                   | EDU          | 10,000,000 |
|      |      |             | 32           | 8534020       | Off-Campus Personal Protection | ONC                   | EDU          | 22,220,000 |
|      |      |             | 32           | 4440174       | Off-Campus Personal Protection | ONC                   | EDU          | 35,000,000 |
|      |      |             | 32           | 6100101       | Off-Campus Personal Protection | ONC                   | EDU          | 10,000,000 |
|      |      |             | 32           | 6401111       | Off-Campus Personal Protection | ONC                   | EDU          | 7,615,000  |
|      |      |             | 32           | 4501005       | Off-Campus Personal Protection | ONC                   | EDU          | 10,000,000 |
|      |      |             | 32           | 6301044       | Off-Campus Personal Protection | ONC                   | EDU          | 10,000,000 |
|      |      |             | 32           | 6024040       | Off-Campus Personal Protection | ONC                   | EDU          | 22,220,000 |
|      |      |             | 32           | 6001020       | Off-Campus Personal Protection | ONC                   | EDU          | 10,000,000 |
|      |      |             | 32           | 8534020       | Off-Campus Personal Protection | ONC                   | EDU          | 22,220,000 |
|      |      |             | 32           | 4440174       | Off-Campus Personal Protection | ONC                   | EDU          | 35,000,000 |
|      |      |             | 32           | 6100101       | Off-Campus Personal Protection | ONC                   | EDU          | 10,000,000 |
|      |      |             | 32           | 6401111       | Off-Campus Personal Protection | ONC                   | EDU          | 7,615,000  |
|      |      |             | 32           | 4501005       | Off-Campus Personal Protection | ONC                   | EDU          | 10,000,000 |
|      |      |             | 32           | 6301044       | Off-Campus Personal Protection | ONC                   | EDU          | 10,000,000 |
|      |      |             | 32           | 6024040       | Off-Campus Personal Protection | ONC                   | EDU          | 22,220,000 |
|      |      |             | 32           | 6001020       | Off-Campus Personal Protection | ONC                   | EDU          | 10,000,000 |
|      |      |             | 32           | 8534020       | Off-Campus Personal Protection | ONC                   | EDU          | 22,220,000 |
|      |      |             | 32           | 4440174       | Off-Campus Personal Protection | ONC                   | EDU          | 35,000,000 |
|      |      |             | 32           | 6100101       | Off-Campus Personal Protection | ONC                   | EDU          | 10,000,000 |
|      |      |             | 32           | 6401111       | Off-Campus Personal Protection | ONC                   | EDU          | 7,615,000  |
|      |      |             | 32           | 4501005       | Off-Campus Personal Protection | ONC                   | EDU          | 10,000,000 |
|      |      |             | 32           | 6301044       | Off-Campus Personal Protection | ONC                   | EDU          | 10,000,000 |
|      |      |             | 32           | 6024040       | Off-Campus Personal Protection | ONC                   | EDU          | 22,220,000 |
|      |      |             | 32           | 6001020       | Off-Campus Personal Protection | ONC                   | EDU          | 10,000,000 |
|      |      |             | 32           | 8534020       | Off-Campus Personal Protection | ONC                   | EDU          | 22,220,000 |
|      |      |             | 32           | 4440174       | Off-Campus Personal Protection | ONC                   | EDU          | 35,000,000 |
|      |      |             | 32           | 6100101       | Off-Campus Personal Protection | ONC                   | EDU          | 10,000,000 |
|      |      |             | 32           | 6401111       | Off-Campus Personal Protection | ONC                   | EDU          | 7,615,000  |
|      |      |             | 32           | 4501005       | Off-Campus Personal Protection | ONC                   | EDU          | 10,000,000 |
|      |      |             | 32           | 6301044       | Off-Campus Personal Protection | ONC                   | EDU          | 10,000,000 |
|      |      |             | 32           | 6024040       | Off-Campus Personal Protection | ONC                   | EDU          | 22,220,000 |
|      |      |             | 32           | 6001020       | Off-Campus Personal Protection | ONC                   | EDU          | 10,000,000 |
|      |      |             | 32           | 8534020       | Off-Campus Personal Protection | ONC                   | EDU          | 22,220,000 |
|      |      |             | 32           | 4440174       | Off-Campus Personal Protection | ONC                   | EDU          | 35,000,000 |
|      |      |             | 32           | 6100101       | Off-Campus Personal Protection | ONC                   | EDU          | 10,000,000 |
|      |      |             | 32           | 6401111       | Off-Campus Personal Protection | ONC                   | EDU          | 7,615,000  |
|      |      |             | 32           | 4501005       | Off-Campus Personal Protection | ONC                   | EDU          | 10,000,000 |
|      |      |             | 32           | 6301044       | Off-Campus Personal Protection | ONC                   | EDU          |            |

| Office of Community Planning and Development<br>U.S. Department of Housing and Urban Development<br>Integrated Disclosure and Information System<br>PR25 - CDBG-CV Financial Summary Report<br>WATERBURY, CT |              |              |                                |                                |             |                    | Date: 11/18/24 |
|--|--------------|--------------|--------------------------------|--------------------------------|-------------|--------------------|----------------|
|  |              |              |                                |                                |             |                    | Page: 10/20    |
|  |              |              |                                |                                |             |                    | Page: 3        |
| Plan Year  | ISIS Project | OMB Activity | Voucher Number                 | Activity Name                  | Matrix Code | National Objective | Drawn Amount   |
| 2023   | 43           | 2573         | 3767113                        | CV-Bass City Harvest           | 06Z         | LHC                | \$9,845.00     |
|  |              |              | 614481                         | CV-Urban City Harvest          | 06Z         | LHC                | \$1,214.00     |
|  |              |              | 681401C                        | CV-Bass City Harvest           | 06Z         | LHC                | \$1,687.68     |
|  |              |              | 686003                         | CV-Bass City Harvest           | 06Z         | LHC                | \$2,007.25     |
|  |              |              | 687203E                        | CV-Urban City Harvest          | 06Z         | LHC                | \$12,036.62    |
|  |              |              | 6919073                        | CV-Bass City Harvest           | 06Z         | LHC                | \$1,671.54     |
| 22   | 2571         | 3616102      | CV-S&S Home                    | CV-S&S Home                    | 06Z         | LHC                | \$12,008.02    |
| 43   | 2073         | 3844312      | CV-St Vincent DePaul Mission   | CV-St Vincent DePaul Mission   | 06Z         | LHC                | \$92,409.71    |
|  |              |              | 677914                         | CV-St Vincent DePaul Mission   | 06Z         | LHC                | \$52,051.31    |
|  |              |              | 3723338                        | CV-St Vincent DePaul Mission   | 06Z         | LHC                | \$2,615.43     |
| 44   | 2249         | 361401C      | CV-Greater Waterbury YMCA, INC | CV-Greater Waterbury YMCA, INC | 06Z         | LHC                | \$133,000.00   |
| 45   | 2568         | 3651238      | CV-400 Bank Street Park        | CV-400 Bank Street Park        | 06Z         | LHC                | \$37,460.54    |
|  |              |              | 3672314                        | CV-400 Bank Street Park        | 06Z         | LHC                | \$12,740.07    |
|  |              |              | 3723338                        | CV-400 Bank Street Park        | 06Z         | LHC                | \$6,434.30     |
|  |              |              | 381401C                        | CV-400 Bank Street Park        | 06Z         | LHC                | \$38,766.75    |
| 47   | 2543         | 366437C      | CV-Homeless Resource Project   | CV-Homeless Resource Project   | 06Z         | LHC                | \$15,125.00    |
| 48   | 2375         | 3764157      | CV-OWM Food Pantry             | CV-OWM Food Pantry             | 06Z         | LHC                | \$15,204.00    |
|  |              |              | 3767113                        | CV-OWM Food Pantry             | 06Z         | LHC                | \$18,399.38    |
|  |              |              | 676003E                        | CV-OWM Food Pantry             | 06Z         | LHC                | \$27,500.39    |
|  |              |              | 361401C                        | CV-OWM Food Pantry             | 06Z         | LHC                | \$8,449.49     |
|  |              |              | 3872338                        | CV-OWM Food Pantry             | 06Z         | LHC                | \$6,022.35     |
| Total  |              |              |                                |                                |             |                    | \$1,586,677.89 |

LINE 15 DETAIL: ACTIVITIES INCLUDED IN THE COMPUTATION OF LINE 15

| Plan Year | ISIS Project | OMB Activity | Voucher Number                                       | Activity Name  | Matrix Code | National Objective | Drawn Amount |
|-----------|--------------|--------------|--|--|-------------|--------------------|--------------|
| 2020      | 39           | 7837         | 6115443  | CV-Center for Human Development                      | 06Z         | LHC                | \$17,677.43  |
|           |              |              | 654214C  | CV-Center for Human Development                      | 06Z         | LHC                | \$1,828.08   |
|           |              |              | 6602116  | CV-Center for Human Development                      | 06Z         | LHC                | \$10,315.47  |
|           |              |              | 6644512  | CV-Center for Human Development                      | 06Z         | LHC                | \$18,198.81  |
|           |              |              | 6703188  | CV-Center for Human Development                      | 06Z         | LHC                | \$2,082.23   |
|           |              |              | 681223   | CV-Center for Human Development                      | 06Z         | LHC                | \$3,938.77   |
|           |              |              | 6913873  | CV-Center for Human Development                      | 06Z         | LHC                | \$7,114.87   |
| 23        | 2532         | 6433255      | CV-Public Works Department Mobile Testing Facilities | CV-Public Works Department Mobile Testing Facilities | 06Z         | LHC                | \$4,842.08   |
| 24        | 2630         | 6444716      | CV-Public Works Department Mobile Testing Facilities | CV-Public Works Department Mobile Testing Facilities | 06Z         | LHC                | \$6,882.52   |
|           |              |              | 6463871  | CV-Public Works Department Mobile Testing Facilities | 06Z         | LHC                | \$7,410.02   |
|           |              |              | 6775120  | CV-Public Works Department Mobile Testing Facilities | 06Z         | LHC                | \$7,816.55   |
|           |              |              | 648111   | CV-Public Works Department Mobile Testing Facilities | 06Z         | LHC                | \$16,607.88  |
|           |              |              | 6303857  | CV-Public Works Department Mobile Testing Facilities | 06Z         | LHC                | \$3,221.70   |
|           |              |              | 6510611  | CV-Public Works Department Mobile Testing Facilities | 06Z         | LHC                | \$7,568.55   |
|           |              |              | 6424800  | CV-Public Works Department Mobile Testing Facilities | 06Z         | LHC                | \$7,914.64   |
|           |              |              | 6364593  | CV-Public Works Department Mobile Testing Facilities | 06Z         | LHC                | \$1,800.00   |
|           |              |              | 6565221  | CV-Public Works Department Mobile Testing Facilities | 06Z         | LHC                | \$2,617.99   |
| 33        | 2514         | 6444718      | CV-Waterbury Senior Meals                            | CV-Waterbury Senior Meals                            | 06Z         | LHC                | \$18,262.90  |
|           |              |              | 916971   | CV-Waterbury Senior Meals                            | 06Z         | LHC                | \$16,717.50  |
|           |              |              | 9181111  | CV-Waterbury Senior Meals                            | 06Z         | LHC                | \$18,439.39  |
|           |              |              | 9401403  | CV-Waterbury Senior Meals                            | 06Z         | LHC                | \$1,488.91   |
|           |              |              | 9500897  | CV-Waterbury Senior Meals                            | 06Z         | LHC                | \$5,512.50   |
|           |              |              | 9510041  | CV-Waterbury Senior Meals                            | 06Z         | LHC                | \$1,200.31   |
|           |              |              | 9540402  | CV-Waterbury Senior Meals                            | 06Z         | LHC                | \$15,979.30  |
| 37        | 2536         | 9144718      | CV-Waterbury Senior Meals                            | CV-Waterbury Senior Meals                            | 06Z         | LHC                | \$25,000.00  |
| 40        | 2315         | 6444718      | CV-Waterbury Senior Meals                            | CV-Waterbury Senior Meals                            | 06Z         | LHC                | \$4,842.08   |
|           |              |              | 677914   | CV-Bass City Harvest                                 | 06Z         | LHC                | \$3,226.89   |
|           |              |              | 614481   | CV-Urban City Harvest                                | 06Z         | LHC                | \$1,214.00   |
|           |              |              | 6781115  | CV-Bass City Harvest                                 | 06Z         | LHC                | \$8,449.49   |
|           |              |              | 681401C  | CV-Bass City Harvest                                 | 06Z         | LHC                | \$1,687.68   |
|           |              |              | 686003   | CV-Bass City Harvest                                 | 06Z         | LHC                | \$2,007.25   |

|  |              | Office of Community Planning and Development<br>U.S. Department of Housing and Urban Development<br>Integrated Disbursement and Information System<br>HUD - CDRI-CV Financial Summary Report<br>WATERBURY, CT |                |                                |            | DATE               | 11-18-24      |
|---|--------------|---|----------------|--------------------------------|------------|--------------------|---------------|
|   |              |   |                |                                |            | TIME               | 13:00         |
|   |              |   |                |                                |            | PAGE               | 4             |
| Plan Year   | CDRI Project | CDRI Activity   | Voucher Number | Activity Name                  | State Code | National Objective | Dollar Amount |
| 2021  | 43           | 2575  | 8572095        | CV-Brass City Harvest          | 052        | LHC                | \$11,050.32   |
|   |              |   | 8596771        | CV-Brass City Harvest          | 052        | LHC                | \$1,511.36    |
|   |              |   | 8644317        | CV-Safa Health                 | 052        | LHC                | \$17,000.47   |
|   |              |   | 8618012        | CV-St. Vincent DePaul Outreach | 052        | LHC                | \$32,306.71   |
|   |              |   | 8672516        | CV-St. Vincent DePaul Outreach | 052        | LHC                | \$24,801.41   |
|   |              |   | 8725585        | CV-St. Vincent DePaul Outreach | 052        | LHC                | \$5,915.43    |
|   |              |   | 8564553        | CV-CHOP Summer Youth Program   | 050        | LHC                | \$151,251.00  |
|   |              |   | 0761451        | CV-CHOP Summer Youth Program   | 050        | LHC                | \$15,264.49   |
|   |              |   | 0707113        | CV-CHOP Food Pantry            | 050        | LHC                | \$18,355.08   |
|   |              |   | 0707055        | CV-CHOP Food Pantry            | 050        | LHC                | \$27,361.66   |
|   |              |   | 0814010        | CV-CHOP Food Pantry            | 050        | LHC                | \$4,846.46    |
|   |              |   | 0812545        | CV-CHOP Food Pantry            | 050        | LHC                | \$4,027.65    |
| Total   |              |   |                |                                |            |                    | \$672,165.69  |

LINE 19 DETAILS ACTIVITIES INCLUDED IN THE COMPUTATION OF LINE 19

No data returned for this view. This might be because the applied filter excludes all data.





U.S. Department of the Interior, Bureau of Land Management  
Office of Compliance Planning and Development  
Threatened and Endangered Species Conservation System  
Bureau of Land Management  
WATERBURY

1015 - 1027

Commitments from Authorized Funds

| Fiscal Year | Total Authorization | Admin/CI/DO or Authorization | CDC/CCC Amount Committed to CDC/CCC | % CDC/CCC to Other Entities | EN Funds to Other Entities | EN Funds to Other Entities | Total Authorized Commitments | % of Auth. Crd. |
|-------------|---------------------|------------------------------|-------------------------------------|-----------------------------|----------------------------|----------------------------|------------------------------|-----------------|
| 1992        | \$1,050,000.00      | \$1,050,000.00               | \$5,000.00                          | 0.5%                        | \$5,000.00                 | \$108,122.07               | \$1,055,000.00               | 100.0%          |
| 1993        | \$970,000.00        | \$970,000.00                 | \$45,000.00                         | 4.6%                        | \$45,000.00                | \$137,692.24               | \$985,000.00                 | 100.0%          |
| 1994        | \$970,000.00        | \$970,000.00                 | \$45,000.00                         | 4.6%                        | \$45,000.00                | \$137,692.24               | \$985,000.00                 | 100.0%          |
| 1995        | \$970,000.00        | \$970,000.00                 | \$45,000.00                         | 4.6%                        | \$45,000.00                | \$137,692.24               | \$985,000.00                 | 100.0%          |
| 1996        | \$970,000.00        | \$970,000.00                 | \$45,000.00                         | 4.6%                        | \$45,000.00                | \$137,692.24               | \$985,000.00                 | 100.0%          |
| 1997        | \$970,000.00        | \$970,000.00                 | \$45,000.00                         | 4.6%                        | \$45,000.00                | \$137,692.24               | \$985,000.00                 | 100.0%          |
| 1998        | \$970,000.00        | \$970,000.00                 | \$45,000.00                         | 4.6%                        | \$45,000.00                | \$137,692.24               | \$985,000.00                 | 100.0%          |
| 1999        | \$970,000.00        | \$970,000.00                 | \$45,000.00                         | 4.6%                        | \$45,000.00                | \$137,692.24               | \$985,000.00                 | 100.0%          |
| 2000        | \$970,000.00        | \$970,000.00                 | \$45,000.00                         | 4.6%                        | \$45,000.00                | \$137,692.24               | \$985,000.00                 | 100.0%          |
| 2001        | \$970,000.00        | \$970,000.00                 | \$45,000.00                         | 4.6%                        | \$45,000.00                | \$137,692.24               | \$985,000.00                 | 100.0%          |
| 2002        | \$970,000.00        | \$970,000.00                 | \$45,000.00                         | 4.6%                        | \$45,000.00                | \$137,692.24               | \$985,000.00                 | 100.0%          |
| 2003        | \$970,000.00        | \$970,000.00                 | \$45,000.00                         | 4.6%                        | \$45,000.00                | \$137,692.24               | \$985,000.00                 | 100.0%          |
| 2004        | \$970,000.00        | \$970,000.00                 | \$45,000.00                         | 4.6%                        | \$45,000.00                | \$137,692.24               | \$985,000.00                 | 100.0%          |
| 2005        | \$970,000.00        | \$970,000.00                 | \$45,000.00                         | 4.6%                        | \$45,000.00                | \$137,692.24               | \$985,000.00                 | 100.0%          |
| 2006        | \$970,000.00        | \$970,000.00                 | \$45,000.00                         | 4.6%                        | \$45,000.00                | \$137,692.24               | \$985,000.00                 | 100.0%          |
| 2007        | \$970,000.00        | \$970,000.00                 | \$45,000.00                         | 4.6%                        | \$45,000.00                | \$137,692.24               | \$985,000.00                 | 100.0%          |
| 2008        | \$970,000.00        | \$970,000.00                 | \$45,000.00                         | 4.6%                        | \$45,000.00                | \$137,692.24               | \$985,000.00                 | 100.0%          |
| 2009        | \$970,000.00        | \$970,000.00                 | \$45,000.00                         | 4.6%                        | \$45,000.00                | \$137,692.24               | \$985,000.00                 | 100.0%          |
| 2010        | \$970,000.00        | \$970,000.00                 | \$45,000.00                         | 4.6%                        | \$45,000.00                | \$137,692.24               | \$985,000.00                 | 100.0%          |
| 2011        | \$970,000.00        | \$970,000.00                 | \$45,000.00                         | 4.6%                        | \$45,000.00                | \$137,692.24               | \$985,000.00                 | 100.0%          |
| 2012        | \$970,000.00        | \$970,000.00                 | \$45,000.00                         | 4.6%                        | \$45,000.00                | \$137,692.24               | \$985,000.00                 | 100.0%          |
| 2013        | \$970,000.00        | \$970,000.00                 | \$45,000.00                         | 4.6%                        | \$45,000.00                | \$137,692.24               | \$985,000.00                 | 100.0%          |
| 2014        | \$970,000.00        | \$970,000.00                 | \$45,000.00                         | 4.6%                        | \$45,000.00                | \$137,692.24               | \$985,000.00                 | 100.0%          |
| 2015        | \$970,000.00        | \$970,000.00                 | \$45,000.00                         | 4.6%                        | \$45,000.00                | \$137,692.24               | \$985,000.00                 | 100.0%          |
| 2016        | \$970,000.00        | \$970,000.00                 | \$45,000.00                         | 4.6%                        | \$45,000.00                | \$137,692.24               | \$985,000.00                 | 100.0%          |
| 2017        | \$970,000.00        | \$970,000.00                 | \$45,000.00                         | 4.6%                        | \$45,000.00                | \$137,692.24               | \$985,000.00                 | 100.0%          |
| 2018        | \$970,000.00        | \$970,000.00                 | \$45,000.00                         | 4.6%                        | \$45,000.00                | \$137,692.24               | \$985,000.00                 | 100.0%          |
| 2019        | \$970,000.00        | \$970,000.00                 | \$45,000.00                         | 4.6%                        | \$45,000.00                | \$137,692.24               | \$985,000.00                 | 100.0%          |
| 2020        | \$970,000.00        | \$970,000.00                 | \$45,000.00                         | 4.6%                        | \$45,000.00                | \$137,692.24               | \$985,000.00                 | 100.0%          |
| 2021        | \$970,000.00        | \$970,000.00                 | \$45,000.00                         | 4.6%                        | \$45,000.00                | \$137,692.24               | \$985,000.00                 | 100.0%          |
| 2022        | \$970,000.00        | \$970,000.00                 | \$45,000.00                         | 4.6%                        | \$45,000.00                | \$137,692.24               | \$985,000.00                 | 100.0%          |
| 2023        | \$970,000.00        | \$970,000.00                 | \$45,000.00                         | 4.6%                        | \$45,000.00                | \$137,692.24               | \$985,000.00                 | 100.0%          |

|  |                 |               |                    |        |                    |              |                  |            |  |
|--|-----------------|---------------|--------------------|--------|--------------------|--------------|------------------|------------|--|
|   |                 |               |                    |        |                    |              |                  |            |  |
| U.S. Department of Justice, Office of Inspector General<br>Office of Compliance, Oversight and Transparency<br>(Inspected and Reported on the Condition of System) |                 |               |                    |        |                    |              |                  |            |  |
| Standard Form 600-100<br>WATERBURY   |                 |               |                    |        |                    |              |                  |            |  |
| IDIC - 9227  |                 |               |                    |        |                    |              |                  |            |  |
| Period   | Total Authority | Admin/CHDO OF | CRCLCO - Assets    | % CHDO | SU Funds-Subgrants | CHDO         | Total Authorized | % of Auth. |  |
| Year   |                 | Authorization | Committed to CHDOs | Cmt    | to Other Entities  | Committed to | Commitments      | Cmt        |  |
| 2020   | \$87,258,121    | \$87,258,121  | \$0.00             | 0.0%   | \$0.00             | \$0.00       | \$87,258,121     | 9.0%       |  |
| 2021   | \$2,815,124     | \$2,815,124   | \$2,815,124        | 2.0%   | \$2,815,124        | \$2,815,124  | \$2,815,124      | 3.1%       |  |
| Total  | \$89,973,245    | \$89,973,245  | \$2,815,124        | 2.0%   | \$2,815,124        | \$2,815,124  | \$89,973,245     | 12.1%      |  |



U.S. Department of Housing and Urban Development  
Office of Community Planning and Development  
Integrated Measurement and Information System  
\*  
WATERBURY

DATE: 11/16/24  
TIME: 10:01  
PAGE: 3

1015 - P127

Program Income (PI)

| Program | Total Receipts | Amount Suballocated to PI | Amount Committed to Activities | % Committed | Net Disbursed | Disbursed Pending Approval | Total Disbursed | % Disbursed |
|---------|----------------|---------------------------|--------------------------------|-------------|---------------|----------------------------|-----------------|-------------|
| 1997    | \$0.00         | NA                        | \$0.00                         | 0.0%        | \$0.00        | \$0.00                     | \$0.00          | 0.0%        |
| 1998    | \$0.00         | NA                        | \$0.00                         | 0.0%        | \$0.00        | \$0.00                     | \$0.00          | 0.0%        |
| 1999    | \$0.00         | NA                        | \$0.00                         | 0.0%        | \$0.00        | \$0.00                     | \$0.00          | 0.0%        |
| 2000    | \$0.00         | NA                        | \$0.00                         | 0.0%        | \$0.00        | \$0.00                     | \$0.00          | 0.0%        |
| 2001    | \$0.00         | NA                        | \$0.00                         | 0.0%        | \$0.00        | \$0.00                     | \$0.00          | 0.0%        |
| 2002    | \$0.00         | NA                        | \$0.00                         | 0.0%        | \$0.00        | \$0.00                     | \$0.00          | 0.0%        |
| 2003    | \$0.00         | NA                        | \$0.00                         | 0.0%        | \$0.00        | \$0.00                     | \$0.00          | 0.0%        |
| 2004    | \$0.00         | NA                        | \$0.00                         | 0.0%        | \$0.00        | \$0.00                     | \$0.00          | 0.0%        |
| 2005    | \$0.00         | NA                        | \$0.00                         | 0.0%        | \$0.00        | \$0.00                     | \$0.00          | 0.0%        |
| 2006    | \$0.00         | NA                        | \$0.00                         | 0.0%        | \$0.00        | \$0.00                     | \$0.00          | 0.0%        |
| 2007    | \$0.00         | NA                        | \$0.00                         | 0.0%        | \$0.00        | \$0.00                     | \$0.00          | 0.0%        |
| 2008    | \$0.00         | NA                        | \$0.00                         | 0.0%        | \$0.00        | \$0.00                     | \$0.00          | 0.0%        |
| 2009    | \$0.00         | NA                        | \$0.00                         | 0.0%        | \$0.00        | \$0.00                     | \$0.00          | 0.0%        |
| 2010    | \$0.00         | NA                        | \$0.00                         | 0.0%        | \$0.00        | \$0.00                     | \$0.00          | 0.0%        |
| 2011    | \$0.00         | NA                        | \$0.00                         | 0.0%        | \$0.00        | \$0.00                     | \$0.00          | 0.0%        |
| 2012    | \$0.00         | NA                        | \$0.00                         | 0.0%        | \$0.00        | \$0.00                     | \$0.00          | 0.0%        |
| 2013    | \$0.00         | NA                        | \$0.00                         | 0.0%        | \$0.00        | \$0.00                     | \$0.00          | 0.0%        |
| 2014    | \$0.00         | NA                        | \$0.00                         | 0.0%        | \$0.00        | \$0.00                     | \$0.00          | 0.0%        |
| 2015    | \$0.00         | NA                        | \$0.00                         | 0.0%        | \$0.00        | \$0.00                     | \$0.00          | 0.0%        |
| 2016    | \$0.00         | NA                        | \$0.00                         | 0.0%        | \$0.00        | \$0.00                     | \$0.00          | 0.0%        |
| 2017    | \$0.00         | NA                        | \$0.00                         | 0.0%        | \$0.00        | \$0.00                     | \$0.00          | 0.0%        |
| 2018    | \$0.00         | NA                        | \$0.00                         | 0.0%        | \$0.00        | \$0.00                     | \$0.00          | 0.0%        |
| 2019    | \$0.00         | NA                        | \$0.00                         | 0.0%        | \$0.00        | \$0.00                     | \$0.00          | 0.0%        |
| 2020    | \$0.00         | NA                        | \$0.00                         | 0.0%        | \$0.00        | \$0.00                     | \$0.00          | 0.0%        |
| 2021    | \$0.00         | NA                        | \$0.00                         | 0.0%        | \$0.00        | \$0.00                     | \$0.00          | 0.0%        |
| 2022    | \$0.00         | NA                        | \$0.00                         | 0.0%        | \$0.00        | \$0.00                     | \$0.00          | 0.0%        |
| 2023    | \$0.00         | NA                        | \$0.00                         | 0.0%        | \$0.00        | \$0.00                     | \$0.00          | 0.0%        |
| 2024    | \$0.00         | NA                        | \$0.00                         | 0.0%        | \$0.00        | \$0.00                     | \$0.00          | 0.0%        |

|   |                  |   |        |  |            |
|---|------------------|---|--------|--|------------|
|  |                  | U.S. Department of Justice with Urban Universities<br>Office of Community Learning and Self-Modulation<br>Integrated Education System |        | DATE: 11/18/84<br>TIME: 10:00<br>PAGE: 4 |            |
| <b>WATERSHED</b><br><b>STATUS OF HOME EVENTS</b>                                    |                  |   |        |  |            |
| Program   | Amount Solicited | Amount Committed to   | %      | Disbursed Pending                        | Disbursed  |
| Total Request   | \$3,551.95       | \$3,551.95  | 100.00 | \$0.00                                   | \$3,550.54 |
| Program   | \$1,972.88       | \$1,969.25  |        | \$1,462.26                               | \$1,460.25 |

2016 - 10/27

Program Income for Administration (PA)

| Program | Amount Committed to Activities | % Committed | Net Disbursed | Disbursed Funding Approved | Total Disbursed | % Disbursed |
|---------|--------------------------------|-------------|---------------|----------------------------|-----------------|-------------|
| 2012    | \$0.00                         | 0.00%       | \$0.00        | \$0.00                     | \$0.00          | 0.00%       |
| 2013    | \$3,581.53                     | 100.00%     | \$3,581.53    | \$0.00                     | \$3,581.53      | 100.00%     |
| 2014    | \$0.00                         | 0.00%       | \$0.00        | \$0.00                     | \$0.00          | 0.00%       |
| 2015    | \$0.00                         | 0.00%       | \$0.00        | \$0.00                     | \$0.00          | 0.00%       |
| 2016    | \$0.00                         | 0.00%       | \$0.00        | \$0.00                     | \$0.00          | 0.00%       |
| 2017    | \$0.00                         | 0.00%       | \$0.00        | \$0.00                     | \$0.00          | 0.00%       |
| 2018    | \$0.00                         | 0.00%       | \$0.00        | \$0.00                     | \$0.00          | 0.00%       |
| 2019    | \$0.00                         | 0.00%       | \$0.00        | \$0.00                     | \$0.00          | 0.00%       |
| 2020    | \$0.00                         | 0.00%       | \$0.00        | \$0.00                     | \$0.00          | 0.00%       |
| 2021    | \$0.00                         | 0.00%       | \$0.00        | \$0.00                     | \$0.00          | 0.00%       |
| 2022    | \$0.00                         | 0.00%       | \$0.00        | \$0.00                     | \$0.00          | 0.00%       |
| 2023    | \$0.00                         | 0.00%       | \$0.00        | \$0.00                     | \$0.00          | 0.00%       |
| 2024    | \$0.00                         | 0.00%       | \$0.00        | \$0.00                     | \$0.00          | 0.00%       |
| Total   | \$3,581.53                     | 100.00%     | \$3,581.53    | \$0.00                     | \$3,581.53      | 100.00%     |



## Recaptured Homebuyer Funds (HP)

| Program Year | Total Receipts | Amount Committed to Projects | % Committed | Net Disbursed | Disbursed Pending Approval | Total Disbursed | % Disbursed |
|--------------|----------------|------------------------------|-------------|---------------|----------------------------|-----------------|-------------|
| 2015         | \$1,000        | \$0.00                       | 0.0%        | \$0.00        | \$0.00                     | \$0.00          | 0.0%        |
| 2016         | \$1,000        | \$0.00                       | 0.0%        | \$0.00        | \$0.00                     | \$0.00          | 0.0%        |
| 2017         | \$2,000        | \$0.00                       | 0.0%        | \$0.00        | \$0.00                     | \$0.00          | 0.0%        |
| 2018         | \$0.00         | \$0.00                       | 0.0%        | \$0.00        | \$0.00                     | \$0.00          | 0.0%        |
| 2019         | \$0.00         | \$0.00                       | 0.0%        | \$0.00        | \$0.00                     | \$0.00          | 0.0%        |
| 2020         | \$0.00         | \$0.00                       | 0.0%        | \$0.00        | \$0.00                     | \$0.00          | 0.0%        |
| 2021         | \$1,200.50     | \$0.00                       | 0.0%        | \$0.00        | \$0.00                     | \$0.00          | 0.0%        |
| 2022         | \$0.00         | \$0.00                       | 0.0%        | \$0.00        | \$0.00                     | \$0.00          | 0.0%        |
| 2023         | \$0.00         | \$0.00                       | 0.0%        | \$0.00        | \$0.00                     | \$0.00          | 0.0%        |
| 2024         | \$0.00         | \$0.00                       | 0.0%        | \$0.00        | \$0.00                     | \$0.00          | 0.0%        |
| 2025         | \$0.00         | \$0.00                       | 0.0%        | \$0.00        | \$0.00                     | \$0.00          | 0.0%        |
| 2026         | \$0.00         | \$0.00                       | 0.0%        | \$0.00        | \$0.00                     | \$0.00          | 0.0%        |
| 2027         | \$0.00         | \$0.00                       | 0.0%        | \$0.00        | \$0.00                     | \$0.00          | 0.0%        |
| 2028         | \$0.00         | \$0.00                       | 0.0%        | \$0.00        | \$0.00                     | \$0.00          | 0.0%        |
| 2029         | \$0.00         | \$0.00                       | 0.0%        | \$0.00        | \$0.00                     | \$0.00          | 0.0%        |
| 2030         | \$0.00         | \$0.00                       | 0.0%        | \$0.00        | \$0.00                     | \$0.00          | 0.0%        |
| 2031         | \$0.00         | \$0.00                       | 0.0%        | \$0.00        | \$0.00                     | \$0.00          | 0.0%        |
| 2032         | \$0.00         | \$0.00                       | 0.0%        | \$0.00        | \$0.00                     | \$0.00          | 0.0%        |
| 2033         | \$0.00         | \$0.00                       | 0.0%        | \$0.00        | \$0.00                     | \$0.00          | 0.0%        |
| 2034         | \$0.00         | \$0.00                       | 0.0%        | \$0.00        | \$0.00                     | \$0.00          | 0.0%        |
| 2035         | \$0.00         | \$0.00                       | 0.0%        | \$0.00        | \$0.00                     | \$0.00          | 0.0%        |
| 2036         | \$0.00         | \$0.00                       | 0.0%        | \$0.00        | \$0.00                     | \$0.00          | 0.0%        |
| 2037         | \$0.00         | \$0.00                       | 0.0%        | \$0.00        | \$0.00                     | \$0.00          | 0.0%        |
| 2038         | \$0.00         | \$0.00                       | 0.0%        | \$0.00        | \$0.00                     | \$0.00          | 0.0%        |
| 2039         | \$0.00         | \$0.00                       | 0.0%        | \$0.00        | \$0.00                     | \$0.00          | 0.0%        |
| 2040         | \$0.00         | \$0.00                       | 0.0%        | \$0.00        | \$0.00                     | \$0.00          | 0.0%        |
| 2041         | \$0.00         | \$0.00                       | 0.0%        | \$0.00        | \$0.00                     | \$0.00          | 0.0%        |
| 2042         | \$0.00         | \$0.00                       | 0.0%        | \$0.00        | \$0.00                     | \$0.00          | 0.0%        |
| 2043         | \$0.00         | \$0.00                       | 0.0%        | \$0.00        | \$0.00                     | \$0.00          | 0.0%        |
| 2044         | \$0.00         | \$0.00                       | 0.0%        | \$0.00        | \$0.00                     | \$0.00          | 0.0%        |
| 2045         | \$0.00         | \$0.00                       | 0.0%        | \$0.00        | \$0.00                     | \$0.00          | 0.0%        |
| 2046         | \$0.00         | \$0.00                       | 0.0%        | \$0.00        | \$0.00                     | \$0.00          | 0.0%        |
| 2047         | \$0.00         | \$0.00                       | 0.0%        | \$0.00        | \$0.00                     | \$0.00          | 0.0%        |
| 2048         | \$0.00         | \$0.00                       | 0.0%        | \$0.00        | \$0.00                     | \$0.00          | 0.0%        |
| 2049         | \$0.00         | \$0.00                       | 0.0%        | \$0.00        | \$0.00                     | \$0.00          | 0.0%        |
| 2050         | \$0.00         | \$0.00                       | 0.0%        | \$0.00        | \$0.00                     | \$0.00          | 0.0%        |
| 2051         | \$0.00         | \$0.00                       | 0.0%        | \$0.00        | \$0.00                     | \$0.00          | 0.0%        |
| 2052         | \$0.00         | \$0.00                       | 0.0%        | \$0.00        | \$0.00                     | \$0.00          | 0.0%        |
| 2053         | \$0.00         | \$0.00                       | 0.0%        | \$0.00        | \$0.00                     | \$0.00          | 0.0%        |
| 2054         | \$0.00         | \$0.00                       | 0.0%        | \$0.00        | \$0.00                     | \$0.00          | 0.0%        |
| 2055         | \$0.00         | \$0.00                       | 0.0%        | \$0.00        | \$0.00                     | \$0.00          | 0.0%        |
| 2056         | \$0.00         | \$0.00                       | 0.0%        | \$0.00        | \$0.00                     | \$0.00          | 0.0%        |
| 2057         | \$0.00         | \$0.00                       | 0.0%        | \$0.00        | \$0.00                     | \$0.00          | 0.0%        |
| 2058         | \$0.00         | \$0.00                       | 0.0%        | \$0.00        | \$0.00                     | \$0.00          | 0.0%        |
| 2059         | \$0.00         | \$0.00                       | 0.0%        | \$0.00        | \$0.00                     | \$0.00          | 0.0%        |
| 2060         | \$0.00         | \$0.00                       | 0.0%        | \$0.00        | \$0.00                     | \$0.00          | 0.0%        |
| 2061         | \$0.00         | \$0.00                       | 0.0%        | \$0.00        | \$0.00                     | \$0.00          | 0.0%        |
| 2062         | \$0.00         | \$0.00                       | 0.0%        | \$0.00        | \$0.00                     | \$0.00          | 0.0%        |
| 2063         | \$0.00         | \$0.00                       | 0.0%        | \$0.00        | \$0.00                     | \$0.00          | 0.0%        |
| 2064         | \$0.00         | \$0.00                       | 0.0%        | \$0.00        | \$0.00                     | \$0.00          | 0.0%        |
| 2065         | \$0.00         | \$0.00                       | 0.0%        | \$0.00        | \$0.00                     | \$0.00          | 0.0%        |
| 2066         | \$0.00         | \$0.00                       | 0.0%        | \$0.00        | \$0.00                     | \$0.00          | 0.0%        |
| 2067         | \$0.00         | \$0.00                       | 0.0%        | \$0.00        | \$0.00                     | \$0.00          | 0.0%        |
| 2068         | \$0.00         | \$0.00                       | 0.0%        | \$0.00        | \$0.00                     | \$0.00          | 0.0%        |
| 2069         | \$0.00         | \$0.00                       | 0.0%        | \$0.00        | \$0.00                     | \$0.00          | 0.0%        |
| 2070         | \$0.00         | \$0.00                       | 0.0%        | \$0.00        | \$0.00                     | \$0.00          | 0.0%        |
| 2071         | \$0.00         | \$0.00                       | 0.0%        | \$0.00        | \$0.00                     | \$0.00          | 0.0%        |
| 2072         | \$0.00         | \$0.00                       | 0.0%        | \$0.00        | \$0.00                     | \$0.00          | 0.0%        |
| 2073         | \$0.00         | \$0.00                       | 0.0%        | \$0.00        | \$0.00                     | \$0.00          | 0.0%        |
| 2074         | \$0.00         | \$0.00                       | 0.0%        | \$0.00        | \$0.00                     | \$0.00          | 0.0%        |
| 2075         | \$0.00         | \$0.00                       | 0.0%        | \$0.00        | \$0.00                     | \$0.00          | 0.0%        |
| 2076         | \$0.00         | \$0.00                       | 0.0%        | \$0.00        | \$0.00                     | \$0.00          | 0.0%        |
| 2077         | \$0.00         | \$0.00                       | 0.0%        | \$0.00        | \$0.00                     | \$0.00          | 0.0%        |
| 2078         | \$0.00         | \$0.00                       | 0.0%        | \$0.00        | \$0.00                     | \$0.00          | 0.0%        |
| 2079         | \$0.00         | \$0.00                       | 0.0%        | \$0.00        | \$0.00                     | \$0.00          | 0.0%        |
| 2080         | \$0.00         | \$0.00                       | 0.0%        | \$0.00        | \$0.00                     | \$0.00          | 0.0%        |
| 2081         | \$0.00         | \$0.00                       | 0.0%        | \$0.00        | \$0.00                     | \$0.00          | 0.0%        |
| 2082         | \$0.00         | \$0.00                       | 0.0%        | \$0.00        | \$0.00                     | \$0.00          | 0.0%        |
| 2083         | \$0.00         | \$0.00                       | 0.0%        | \$0.00        | \$0.00                     | \$0.00          | 0.0%        |
| 2084         | \$0.00         | \$0.00                       | 0.0%        | \$0.00        | \$0.00                     | \$0.00          | 0.0%        |
| 2085         | \$0.00         | \$0.00                       | 0.0%        | \$0.00        | \$0.00                     | \$0.00          | 0.0%        |
| 2086         | \$0.00         | \$0.00                       | 0.0%        | \$0.00        | \$0.00                     | \$0.00          | 0.0%        |
| 2087         | \$0.00         | \$0.00                       | 0.0%        | \$0.00        | \$0.00                     | \$0.00          | 0.0%        |
| 2088         | \$0.00         | \$0.00                       | 0.0%        | \$0.00        | \$0.00                     | \$0.00          | 0.0%        |
| 2089         | \$0.00         | \$0.00                       | 0.0%        | \$0.00        | \$0.00                     | \$0.00          | 0.0%        |
| 2090         | \$0.00         | \$0.00                       | 0.0%        | \$0.00        | \$0.00                     | \$0.00          | 0.0%        |
| 2091         | \$0.00         | \$0.00                       | 0.0%        | \$0.00        | \$0.00                     | \$0.00          | 0.0%        |
| 2092         | \$0.00         | \$0.00                       | 0.0%        | \$0.00        | \$0.00                     | \$0.00          | 0.0%        |
| 2093         | \$0.00         | \$0.00                       | 0.0%        | \$0.00        | \$0.00                     | \$0.00          | 0.0%        |
| 2094         | \$0.00         | \$0.00                       | 0.0%        | \$0.00        | \$0.00                     | \$0.00          | 0.0%        |
| 2095         | \$0.00         | \$0.00                       | 0.0%        | \$0.00        | \$0.00                     | \$0.00          | 0.0%        |
| 2096         | \$0.00         | \$0.00                       | 0.0%        | \$0.00        | \$0.00                     | \$0.00          | 0.0%        |
| 2097         | \$0.00         | \$0.00                       | 0.0%        | \$0.00        | \$0.00                     | \$0.00          | 0.0%        |
| 2098         | \$0.00         | \$0.00                       | 0.0%        | \$0.00        | \$0.00                     | \$0.00          | 0.0%        |
| 2099         | \$0.00         | \$0.00                       | 0.0%        | \$0.00        | \$0.00                     | \$0.00          | 0.0%        |
| 2100         | \$0.00         | \$0.00                       | 0.0%        | \$0.00        | \$0.00                     | \$0.00          | 0.0%        |
| 2101         | \$0.00         | \$0.00                       | 0.0%        | \$0.00        | \$0.00                     | \$0.00          | 0.0%        |
| 2102         | \$0.00         | \$0.00                       | 0.0%        | \$0.00        | \$0.00                     | \$0.00          | 0.0%        |
| 2103         | \$0.00         | \$0.00                       | 0.0%        | \$0.00        | \$0.00                     | \$0.00          | 0.0%        |
| 2104         | \$0.00         | \$0.00                       | 0.0%        | \$0.00        | \$0.00                     | \$0.00          | 0.0%        |
| 2105         | \$0.00         | \$0.00                       | 0.0%        | \$0.00        | \$0.00                     | \$0.00          | 0.0%        |
| 2106         | \$0.00         | \$0.00                       | 0.0%        | \$0.00        | \$0.00                     | \$0.00          | 0.0%        |
| 2107         | \$0.00         | \$0.00                       | 0.0%        | \$0.00        | \$0.00                     | \$0.00          | 0.0%        |
| 2108         | \$0.00         | \$0.00                       | 0.0%        | \$0.00        | \$0.00                     | \$0.00          | 0.0%        |
| 2109         | \$0.00         | \$0.00                       | 0.0%        | \$0.00        | \$0.00                     | \$0.00          | 0.0%        |
| 2110         | \$0.00         | \$0.00                       | 0.0%        | \$0.00        | \$0.00                     | \$0.00          | 0.0%        |
| 2111         | \$0.00         | \$0.00                       | 0.0%        | \$0.00        | \$0.00                     | \$0.00          | 0.0%        |
| 2112         | \$0.00         | \$0.00                       | 0.0%        | \$0.00        | \$0.00                     | \$0.00          | 0.0%        |
| 2113         | \$0.00         | \$0.00                       | 0.0%        | \$0.00        | \$0.00                     | \$0.00          | 0.0%        |
| 2114         | \$0.00         | \$0.00                       | 0.0%        | \$0.00        | \$0.00                     | \$0.00          | 0.0%        |
| 2115         | \$0.00         | \$0.00                       | 0.0%        | \$0.00        | \$0.00                     | \$0.00          | 0.0%        |
| 2116         | \$0.00         | \$0.00                       | 0.0%        | \$0.00        | \$0.00                     | \$0.00          | 0.0%        |
| 2117         | \$0.00         | \$0.00                       | 0.0%        | \$0.00        | \$0.00                     | \$0.00          | 0.0%        |
| 2118         | \$0.00         | \$0.00                       | 0.0%        | \$0.00        | \$0.00                     | \$0.00          | 0.0%        |
| 2119         | \$0.00         | \$0.00                       | 0.0%        | \$0.00        | \$0.00                     | \$0.00          | 0.0%        |
| 2120         | \$0.00         | \$0.00                       | 0.0%        | \$0.00        | \$0.00                     | \$0.00          | 0.0%        |
| 2121         | \$0.00         | \$0.00                       | 0.0%        | \$0.00        | \$0.00                     | \$0.00          | 0.0%        |
| 2122         | \$0.00         | \$0.00                       | 0.0%        | \$0.00        | \$0.00                     | \$0.00          | 0.0%        |
| 2123         | \$0.00         | \$0.00                       | 0.0%        | \$0.00        | \$0.00                     | \$0.00          | 0.0%        |
| 2124         | \$0.00         | \$0.00                       | 0.0%        | \$0.00        | \$0.00                     | \$0.00          | 0.0%        |
| 2125         | \$0.00         | \$0.00                       | 0.0%        | \$0.00        | \$0.00                     | \$0.00          | 0.0%        |
| 2126         | \$0.00         | \$0.00                       | 0.0%        | \$0.00        | \$0.00                     | \$0.00          | 0.0%        |
| 2127         | \$0.00         | \$0.00                       | 0.0%        | \$0.00        | \$0.00                     | \$0.00          | 0.0%        |
| 2128         | \$0.00         | \$0.00                       | 0.0%        | \$0.00        | \$0.00                     | \$0.00          | 0.0%        |
| 2129         | \$0.00         | \$0.00                       | 0.0%        | \$0.00        | \$0.00                     | \$0.00          | 0.0%        |
| 2130         | \$0.00         | \$0.00                       | 0.0%        | \$0.00        | \$0.00                     | \$0.00          | 0.0%        |
| 2131         | \$0.00         | \$0.00                       | 0.0%        | \$0.00        | \$0.00                     | \$0.00          | 0.0%        |
| 2132         | \$0.00         | \$0.00                       | 0.0%        | \$0.00        | \$0.00                     | \$0.00          | 0.0%        |
| 2133         | \$0.00         | \$0.00                       | 0.0%        | \$0.00        | \$0.00                     | \$0.00          | 0.0%        |
| 2134         | \$0.00         | \$0.00                       | 0.0%        | \$0.00        | \$0.00                     | \$0.00          | 0.0%        |
| 2135         | \$0.00         | \$0.00                       | 0.0%        | \$0.00        | \$0.00                     | \$0.00          | 0.0%        |
| 2136         | \$0.00         | \$0.00                       | 0.0%        | \$0.00        | \$0.00                     | \$0.00          | 0.0%        |
| 2137         | \$0.00         | \$0.00                       | 0.0%        | \$0.00        | \$0.00                     | \$0.00          | 0.0%        |
| 2138         | \$0.00         | \$0.00                       | 0.0%        | \$0.00        | \$0.00                     | \$0.00          | 0.0%        |
| 2139         | \$0.00         | \$0.00                       | 0.0%        | \$0.00        | \$0.00                     | \$0.00          | 0.0%        |
| 2140         | \$0.00         | \$0.00                       | 0.0%        | \$0.00        | \$0.00                     | \$0.00          | 0.0%        |
| 2141         | \$0.00         | \$0.00                       | 0.0%        | \$0.00        | \$0.00                     | \$0.00          | 0.0%        |
| 2142         | \$0.00         | \$0.00                       | 0.0%        | \$0.00        | \$0.00                     | \$0.00          | 0.0%        |
| 2143         | \$0.00         | \$0.00                       | 0.0%        | \$0.00        | \$0.00                     | \$0.00          | 0.0%        |
| 2144         | \$0.00         | \$0.00                       | 0.0%        | \$0.00        | \$0.00                     | \$0.00          | 0.0%        |
| 2145         | \$0.00         | \$0.00                       | 0.0%        | \$0.00        | \$0.00                     | \$0.00          | 0.0%        |
| 2146         | \$0.00         | \$0.00                       | 0.0%        | \$0.00        | \$0.00                     | \$0.00          | 0.0%        |
| 2147         | \$0.00         | \$0.00                       | 0.0%        | \$0.00        | \$0.00                     | \$0.00          | 0.0%        |
| 2148         | \$0.00         | \$0.00                       | 0.0%        | \$0.00        | \$0.00                     | \$0.00          | 0.0%        |
| 2149         | \$0.00         | \$0.00                       | 0.0%        | \$0.00        | \$0.00                     | \$0.00          | 0.0%        |
| 2150         | \$0.00         | \$0.00                       | 0.0%        | \$0.00        | \$0.00                     | \$0.00          | 0.0%        |
| 2151         | \$0.00         | \$0.00                       | 0.0%        | \$0.00        | \$0.00                     | \$0.00          | 0.0%        |
| 2152         | \$0.00         | \$0.00                       | 0.0%        | \$0.00        | \$0.00                     | \$0.00          | 0.0%        |
| 2153         | \$0.00         | \$0.00                       | 0.0%        | \$0.00        | \$0.00                     | \$0.00          | 0.0%        |
| 2154         | \$0.00         | \$0.00                       | 0.0%        | \$0.00        | \$0.00                     | \$0.00          | 0.0%        |
| 2155         | \$0.00         | \$0.00                       | 0.0%        | \$0.00        | \$0.00                     | \$0.00          | 0.0%        |
| 2156         | \$0.00         | \$0.00                       | 0.0%        | \$0.00        | \$0.00                     | \$0.00          | 0.0%        |
| 2157         | \$0.00         | \$0.00                       | 0.0%        | \$0.00        | \$0.00                     | \$0.00          | 0.0%        |
| 2158         | \$0.00         | \$0.00                       | 0.0%        | \$0.00        | \$0.00                     | \$0.00          | 0.0%        |
| 2159         | \$0.00         | \$0.00                       | 0.0%        | \$0.00        | \$0.00                     | \$0.00          | 0.0%        |
| 2160         | \$0.00         | \$0.00                       | 0.0%        | \$0.00        | \$0.00                     | \$0.00          | 0.0%        |
| 2161         | \$0.00         | \$0.00                       | 0.0%        | \$0.00        | \$0.00                     | \$0.00          | 0.0%        |
| 2162         | \$0.00         | \$0.00                       | 0.0%        | \$0.00        | \$0.00                     | \$0.00          | 0.0%        |
| 2163         | \$0.00         | \$0.00                       | 0.0%        | \$0.00        | \$0.00                     | \$0.00          | 0.0%        |
| 2164         | \$0.00         | \$0.00                       | 0.0%        | \$0.00        | \$0.00                     | \$0.00          | 0.0%        |
| 2165         | \$0.00         | \$0.00                       | 0.0%        | \$0.00        | \$0.00                     | \$0.00          | 0.0%        |
| 2166         | \$0.00         | \$0.00                       | 0.0%        | \$0.00        | \$0.00                     | \$0.00          | 0.0%        |
| 2167         | \$0.00         | \$0.00                       | 0.0%        | \$0.00        | \$0.00                     | \$0.00          | 0.0%        |
| 2168         | \$0.00         | \$0.00                       | 0.0%        | \$0.00        | \$0.00                     | \$0.00          | 0.0%        |
| 2169         | \$0.00         | \$0.00                       | 0.0%        | \$0.00        | \$0.00                     | \$0.00          | 0.0%        |
| 2170         | \$0.00         | \$0.00                       | 0.0%        | \$0.00        | \$0.00                     | \$0.00          | 0.0%        |
| 2171         | \$0.00         | \$0.00                       | 0.0%        | \$0.00        | \$0.00                     | \$0.00          | 0.0%        |
| 2172         | \$0.00         | \$0.00                       | 0.0%        | \$0.00        | \$0.00                     | \$0.00          | 0.0%        |
| 2173         | \$0.00         | \$0.00                       | 0.0%        | \$0.00        | \$0.00                     | \$0.00          | 0.0%        |
| 2174         | \$0.00         | \$0.00                       | 0.0%        | \$0.00        | \$0.00                     | \$0.00          | 0.0%        |
| 2175         | \$0.00         | \$0.00                       | 0.0%        | \$0.00        | \$0.00                     | \$0.00          | 0.0%        |
| 2176         | \$0.00         | \$0.00                       | 0.0%        | \$0.00        | \$0.00                     | \$0.00          | 0.0%        |
| 2177         | \$0.00         | \$0.00                       | 0.0%        | \$0.00        | \$0.00                     | \$0.00          | 0.0%        |
| 2178         | \$0.00         | \$0.00                       | 0.0%        | \$0.00        | \$0.00                     | \$0.00          | 0.0%        |
| 2179         | \$0.00         | \$0.00                       | 0.0%        | \$0.00        | \$0.00                     | \$0.00          | 0.0%        |
| 2180         | \$0.00         | \$0.00                       | 0.0%        | \$0.00        | \$0.00                     | \$0.00          | 0.0%        |
| 2181         | \$0.00         |                              |             |               |                            |                 |             |

IDS - PR27

Repayments to Local Account (ID)

| Program | Total Repays | Amount Committed to Activities | % Committed | Net Disbursed | Disbursed Funding Approved | Total Disbursed | % Disbursed |
|---------|--------------|--------------------------------|-------------|---------------|----------------------------|-----------------|-------------|
| PR15    | \$0.00       | \$0.00                         | 0.0%        | \$0.00        | \$0.00                     | \$0.00          | 0.0%        |
| PR16    | \$0.00       | \$0.00                         | 0.0%        | \$0.00        | \$0.00                     | \$0.00          | 0.0%        |
| PR17    | \$0.00       | \$0.00                         | 0.0%        | \$0.00        | \$0.00                     | \$0.00          | 0.0%        |
| PR18    | \$0.00       | \$0.00                         | 0.0%        | \$0.00        | \$0.00                     | \$0.00          | 0.0%        |
| PR19    | \$0.00       | \$0.00                         | 0.0%        | \$0.00        | \$0.00                     | \$0.00          | 0.0%        |
| PR20    | \$0.00       | \$0.00                         | 0.0%        | \$0.00        | \$0.00                     | \$0.00          | 0.0%        |
| PR21    | \$0.00       | \$0.00                         | 0.0%        | \$0.00        | \$0.00                     | \$0.00          | 0.0%        |
| PR22    | \$0.00       | \$0.00                         | 0.0%        | \$0.00        | \$0.00                     | \$0.00          | 0.0%        |
| PR23    | \$0.00       | \$0.00                         | 0.0%        | \$0.00        | \$0.00                     | \$0.00          | 0.0%        |
| PR24    | \$0.00       | \$0.00                         | 0.0%        | \$0.00        | \$0.00                     | \$0.00          | 0.0%        |
| Total   | \$0.00       | \$0.00                         | 0.0%        | \$0.00        | \$0.00                     | \$0.00          | 0.0%        |



2019 - PR27

| Disbursements from Treasury Account |                     |                |          |                |                   |                 |        |                   |  |
|-------------------------------------|---------------------|----------------|----------|----------------|-------------------|-----------------|--------|-------------------|--|
| Fiscal Year                         | Total Authorization | Disbursed      | Returned | Net Disbursed  | Disbursed Funding | Total Disbursed | % Risk | Value to Disburse |  |
| 1982                                | \$1,001,000.00      | \$1,001,000.00 | \$0.00   | \$1,001,000.00 | \$0.00            | \$1,001,000.00  | 100.0% | \$0.00            |  |
| 1983                                | \$873,000.00        | \$873,000.00   | \$0.00   | \$873,000.00   | \$0.00            | \$873,000.00    | 100.0% | \$0.00            |  |
| 1984                                | \$746,000.00        | \$746,000.00   | \$0.00   | \$746,000.00   | \$0.00            | \$746,000.00    | 100.0% | \$0.00            |  |
| 1985                                | \$811,000.00        | \$811,000.00   | \$0.00   | \$811,000.00   | \$0.00            | \$811,000.00    | 100.0% | \$0.00            |  |
| 1986                                | \$800,510.00        | \$800,510.00   | \$0.00   | \$800,510.00   | \$0.00            | \$800,510.00    | 100.0% | \$0.00            |  |
| 1987                                | \$848,000.00        | \$848,000.00   | \$0.00   | \$848,000.00   | \$0.00            | \$848,000.00    | 100.0% | \$0.00            |  |
| 1988                                | \$800,000.00        | \$800,000.00   | \$0.00   | \$800,000.00   | \$0.00            | \$800,000.00    | 100.0% | \$0.00            |  |
| 1989                                | \$800,000.00        | \$800,000.00   | \$0.00   | \$800,000.00   | \$0.00            | \$800,000.00    | 100.0% | \$0.00            |  |
| 1990                                | \$800,000.00        | \$800,000.00   | \$0.00   | \$800,000.00   | \$0.00            | \$800,000.00    | 100.0% | \$0.00            |  |
| 1991                                | \$800,000.00        | \$800,000.00   | \$0.00   | \$800,000.00   | \$0.00            | \$800,000.00    | 100.0% | \$0.00            |  |
| 1992                                | \$800,000.00        | \$800,000.00   | \$0.00   | \$800,000.00   | \$0.00            | \$800,000.00    | 100.0% | \$0.00            |  |
| 1993                                | \$800,000.00        | \$800,000.00   | \$0.00   | \$800,000.00   | \$0.00            | \$800,000.00    | 100.0% | \$0.00            |  |
| 1994                                | \$800,000.00        | \$800,000.00   | \$0.00   | \$800,000.00   | \$0.00            | \$800,000.00    | 100.0% | \$0.00            |  |
| 1995                                | \$800,000.00        | \$800,000.00   | \$0.00   | \$800,000.00   | \$0.00            | \$800,000.00    | 100.0% | \$0.00            |  |
| 1996                                | \$800,000.00        | \$800,000.00   | \$0.00   | \$800,000.00   | \$0.00            | \$800,000.00    | 100.0% | \$0.00            |  |
| 1997                                | \$800,000.00        | \$800,000.00   | \$0.00   | \$800,000.00   | \$0.00            | \$800,000.00    | 100.0% | \$0.00            |  |
| 1998                                | \$800,000.00        | \$800,000.00   | \$0.00   | \$800,000.00   | \$0.00            | \$800,000.00    | 100.0% | \$0.00            |  |
| 1999                                | \$800,000.00        | \$800,000.00   | \$0.00   | \$800,000.00   | \$0.00            | \$800,000.00    | 100.0% | \$0.00            |  |
| 2000                                | \$800,000.00        | \$800,000.00   | \$0.00   | \$800,000.00   | \$0.00            | \$800,000.00    | 100.0% | \$0.00            |  |
| 2001                                | \$800,000.00        | \$800,000.00   | \$0.00   | \$800,000.00   | \$0.00            | \$800,000.00    | 100.0% | \$0.00            |  |
| 2002                                | \$800,000.00        | \$800,000.00   | \$0.00   | \$800,000.00   | \$0.00            | \$800,000.00    | 100.0% | \$0.00            |  |
| 2003                                | \$800,000.00        | \$800,000.00   | \$0.00   | \$800,000.00   | \$0.00            | \$800,000.00    | 100.0% | \$0.00            |  |
| 2004                                | \$800,000.00        | \$800,000.00   | \$0.00   | \$800,000.00   | \$0.00            | \$800,000.00    | 100.0% | \$0.00            |  |
| 2005                                | \$800,000.00        | \$800,000.00   | \$0.00   | \$800,000.00   | \$0.00            | \$800,000.00    | 100.0% | \$0.00            |  |
| 2006                                | \$800,000.00        | \$800,000.00   | \$0.00   | \$800,000.00   | \$0.00            | \$800,000.00    | 100.0% | \$0.00            |  |
| 2007                                | \$800,000.00        | \$800,000.00   | \$0.00   | \$800,000.00   | \$0.00            | \$800,000.00    | 100.0% | \$0.00            |  |
| 2008                                | \$800,000.00        | \$800,000.00   | \$0.00   | \$800,000.00   | \$0.00            | \$800,000.00    | 100.0% | \$0.00            |  |
| 2009                                | \$800,000.00        | \$800,000.00   | \$0.00   | \$800,000.00   | \$0.00            | \$800,000.00    | 100.0% | \$0.00            |  |
| 2010                                | \$800,000.00        | \$800,000.00   | \$0.00   | \$800,000.00   | \$0.00            | \$800,000.00    | 100.0% | \$0.00            |  |
| 2011                                | \$800,000.00        | \$800,000.00   | \$0.00   | \$800,000.00   | \$0.00            | \$800,000.00    | 100.0% | \$0.00            |  |
| 2012                                | \$800,000.00        | \$800,000.00   | \$0.00   | \$800,000.00   | \$0.00            | \$800,000.00    | 100.0% | \$0.00            |  |
| 2013                                | \$800,000.00        | \$800,000.00   | \$0.00   | \$800,000.00   | \$0.00            | \$800,000.00    | 100.0% | \$0.00            |  |
| 2014                                | \$800,000.00        | \$800,000.00   | \$0.00   | \$800,000.00   | \$0.00            | \$800,000.00    | 100.0% | \$0.00            |  |
| 2015                                | \$800,000.00        | \$800,000.00   | \$0.00   | \$800,000.00   | \$0.00            | \$800,000.00    | 100.0% | \$0.00            |  |
| 2016                                | \$800,000.00        | \$800,000.00   | \$0.00   | \$800,000.00   | \$0.00            | \$800,000.00    | 100.0% | \$0.00            |  |
| 2017                                | \$800,000.00        | \$800,000.00   | \$0.00   | \$800,000.00   | \$0.00            | \$800,000.00    | 100.0% | \$0.00            |  |
| 2018                                | \$800,000.00        | \$800,000.00   | \$0.00   | \$800,000.00   | \$0.00            | \$800,000.00    | 100.0% | \$0.00            |  |
| 2019                                | \$800,000.00        | \$800,000.00   | \$0.00   | \$800,000.00   | \$0.00            | \$800,000.00    | 100.0% | \$0.00            |  |
| 2020                                | \$800,000.00        | \$800,000.00   | \$0.00   | \$800,000.00   | \$0.00            | \$800,000.00    | 100.0% | \$0.00            |  |
| 2021                                | \$800,000.00        | \$800,000.00   | \$0.00   | \$800,000.00   | \$0.00            | \$800,000.00    | 100.0% | \$0.00            |  |
| 2022                                | \$800,000.00        | \$800,000.00   | \$0.00   | \$800,000.00   | \$0.00            | \$800,000.00    | 100.0% | \$0.00            |  |
| 2023                                | \$800,000.00        | \$800,000.00   | \$0.00   | \$800,000.00   | \$0.00            | \$800,000.00    | 100.0% | \$0.00            |  |
| 2024                                | \$800,000.00        | \$800,000.00   | \$0.00   | \$800,000.00   | \$0.00            | \$800,000.00    | 100.0% | \$0.00            |  |





U.S. Department of Defense  
 Office of Management and Enterprise  
 Information Systems  
 Integrated Information System  
 Data Management  
 WATERBURY

DATE: 01/17/21  
 TIME: 10:00  
 PAGE: 9

| 2015 - FY27 |                     | Disbursed       |          | Returned        |                   | Disbursed Pending |       | Total Disbursed       |  | % Deb |  | Available to Disburse |  |
|-------------|---------------------|-----------------|----------|-----------------|-------------------|-------------------|-------|-----------------------|--|-------|--|-----------------------|--|
| Year        | Total Authorization | Disbursed       | Returned | Net Disbursed   | Disbursed Pending | Total Disbursed   | % Deb | Available to Disburse |  |       |  |                       |  |
| 2015        | \$29,832,886.12     | \$22,348,387.45 | \$0.00   | \$22,348,387.45 | \$0.00            | \$22,348,387.45   | 77.1% | \$6,584,894.67        |  |       |  |                       |  |
| Total       |                     |                 |          |                 |                   |                   |       |                       |  |       |  |                       |  |




U.S. Department of Housing and Urban Development  
Office of Community Planning and Development  
Integrated Disbursement and Information System  
Annual Financial Statements  
WATERBURY

DATE: 11-18-24  
TIME: 10:01  
PAGE: 10

TDIS - PB27

Home Activities Commitments/Disbursements from Treasury Account

| Fiscal Year | Amount Available for Activities | Amount Committed to Activities | % Comd | Disbursed  | Returned | Net Disbursed | % Net Disbursed | Disbursed Approval | Total Disbursed | % Disb |
|-------------|---------------------------------|--------------------------------|--------|------------|----------|---------------|-----------------|--------------------|-----------------|--------|
| 1992        | \$5,000.00                      | \$5,000.00                     | 100.0% | \$5,000.00 | \$0.00   | \$5,000.00    | 100.0%          | \$5,000.00         | \$5,000.00      | 100.0% |
| 1993        | \$5,000.00                      | \$5,000.00                     | 100.0% | \$5,000.00 | \$0.00   | \$5,000.00    | 100.0%          | \$5,000.00         | \$5,000.00      | 100.0% |
| 1994        | \$5,000.00                      | \$5,000.00                     | 100.0% | \$5,000.00 | \$0.00   | \$5,000.00    | 100.0%          | \$5,000.00         | \$5,000.00      | 100.0% |
| 1995        | \$5,000.00                      | \$5,000.00                     | 100.0% | \$5,000.00 | \$0.00   | \$5,000.00    | 100.0%          | \$5,000.00         | \$5,000.00      | 100.0% |
| 1996        | \$5,000.00                      | \$5,000.00                     | 100.0% | \$5,000.00 | \$0.00   | \$5,000.00    | 100.0%          | \$5,000.00         | \$5,000.00      | 100.0% |
| 1997        | \$5,000.00                      | \$5,000.00                     | 100.0% | \$5,000.00 | \$0.00   | \$5,000.00    | 100.0%          | \$5,000.00         | \$5,000.00      | 100.0% |
| 1998        | \$5,000.00                      | \$5,000.00                     | 100.0% | \$5,000.00 | \$0.00   | \$5,000.00    | 100.0%          | \$5,000.00         | \$5,000.00      | 100.0% |
| 1999        | \$5,000.00                      | \$5,000.00                     | 100.0% | \$5,000.00 | \$0.00   | \$5,000.00    | 100.0%          | \$5,000.00         | \$5,000.00      | 100.0% |
| 2000        | \$5,000.00                      | \$5,000.00                     | 100.0% | \$5,000.00 | \$0.00   | \$5,000.00    | 100.0%          | \$5,000.00         | \$5,000.00      | 100.0% |
| 2001        | \$5,000.00                      | \$5,000.00                     | 100.0% | \$5,000.00 | \$0.00   | \$5,000.00    | 100.0%          | \$5,000.00         | \$5,000.00      | 100.0% |
| 2002        | \$5,000.00                      | \$5,000.00                     | 100.0% | \$5,000.00 | \$0.00   | \$5,000.00    | 100.0%          | \$5,000.00         | \$5,000.00      | 100.0% |
| 2003        | \$5,000.00                      | \$5,000.00                     | 100.0% | \$5,000.00 | \$0.00   | \$5,000.00    | 100.0%          | \$5,000.00         | \$5,000.00      | 100.0% |
| 2004        | \$5,000.00                      | \$5,000.00                     | 100.0% | \$5,000.00 | \$0.00   | \$5,000.00    | 100.0%          | \$5,000.00         | \$5,000.00      | 100.0% |
| 2005        | \$5,000.00                      | \$5,000.00                     | 100.0% | \$5,000.00 | \$0.00   | \$5,000.00    | 100.0%          | \$5,000.00         | \$5,000.00      | 100.0% |
| 2006        | \$5,000.00                      | \$5,000.00                     | 100.0% | \$5,000.00 | \$0.00   | \$5,000.00    | 100.0%          | \$5,000.00         | \$5,000.00      | 100.0% |
| 2007        | \$5,000.00                      | \$5,000.00                     | 100.0% | \$5,000.00 | \$0.00   | \$5,000.00    | 100.0%          | \$5,000.00         | \$5,000.00      | 100.0% |
| 2008        | \$5,000.00                      | \$5,000.00                     | 100.0% | \$5,000.00 | \$0.00   | \$5,000.00    | 100.0%          | \$5,000.00         | \$5,000.00      | 100.0% |
| 2009        | \$5,000.00                      | \$5,000.00                     | 100.0% | \$5,000.00 | \$0.00   | \$5,000.00    | 100.0%          | \$5,000.00         | \$5,000.00      | 100.0% |
| 2010        | \$5,000.00                      | \$5,000.00                     | 100.0% | \$5,000.00 | \$0.00   | \$5,000.00    | 100.0%          | \$5,000.00         | \$5,000.00      | 100.0% |
| 2011        | \$5,000.00                      | \$5,000.00                     | 100.0% | \$5,000.00 | \$0.00   | \$5,000.00    | 100.0%          | \$5,000.00         | \$5,000.00      | 100.0% |
| 2012        | \$5,000.00                      | \$5,000.00                     | 100.0% | \$5,000.00 | \$0.00   | \$5,000.00    | 100.0%          | \$5,000.00         | \$5,000.00      | 100.0% |
| 2013        | \$5,000.00                      | \$5,000.00                     | 100.0% | \$5,000.00 | \$0.00   | \$5,000.00    | 100.0%          | \$5,000.00         | \$5,000.00      | 100.0% |
| 2014        | \$5,000.00                      | \$5,000.00                     | 100.0% | \$5,000.00 | \$0.00   | \$5,000.00    | 100.0%          | \$5,000.00         | \$5,000.00      | 100.0% |
| 2015        | \$5,000.00                      | \$5,000.00                     | 100.0% | \$5,000.00 | \$0.00   | \$5,000.00    | 100.0%          | \$5,000.00         | \$5,000.00      | 100.0% |
| 2016        | \$5,000.00                      | \$5,000.00                     | 100.0% | \$5,000.00 | \$0.00   | \$5,000.00    | 100.0%          | \$5,000.00         | \$5,000.00      | 100.0% |
| 2017        | \$5,000.00                      | \$5,000.00                     | 100.0% | \$5,000.00 | \$0.00   | \$5,000.00    | 100.0%          | \$5,000.00         | \$5,000.00      | 100.0% |
| 2018        | \$5,000.00                      | \$5,000.00                     | 100.0% | \$5,000.00 | \$0.00   | \$5,000.00    | 100.0%          | \$5,000.00         | \$5,000.00      | 100.0% |
| 2019        | \$5,000.00                      | \$5,000.00                     | 100.0% | \$5,000.00 | \$0.00   | \$5,000.00    | 100.0%          | \$5,000.00         | \$5,000.00      | 100.0% |
| 2020        | \$5,000.00                      | \$5,000.00                     | 100.0% | \$5,000.00 | \$0.00   | \$5,000.00    | 100.0%          | \$5,000.00         | \$5,000.00      | 100.0% |
| 2021        | \$5,000.00                      | \$5,000.00                     | 100.0% | \$5,000.00 | \$0.00   | \$5,000.00    | 100.0%          | \$5,000.00         | \$5,000.00      | 100.0% |
| 2022        | \$5,000.00                      | \$5,000.00                     | 100.0% | \$5,000.00 | \$0.00   | \$5,000.00    | 100.0%          | \$5,000.00         | \$5,000.00      | 100.0% |
| 2023        | \$5,000.00                      | \$5,000.00                     | 100.0% | \$5,000.00 | \$0.00   | \$5,000.00    | 100.0%          | \$5,000.00         | \$5,000.00      | 100.0% |



U.S. Department of Housing and Urban Development  
Office of Community Planning and Development  
Integrated Disclosure and Information System  
Section of Grants and  
WATERBURY

DATE: 01-19-21  
 TIME: 10:01  
 PAGE: 11

| Fiscal Year | Authorized for Activities | Amount Committed to Activities | % Comd. | Returned | Net Disbursed   | % Net Disb. | Total Disbursed | % Disb. |
|-------------|---------------------------|--------------------------------|---------|----------|-----------------|-------------|-----------------|---------|
| 2024        | 275,727.74                | 30,000                         | 0.00%   | 30,000   | \$0.00          | 0.00%       | \$0.00          | 0.00%   |
| Total       | \$2,046,834.48            | \$19,404,392.44                | 75.74%  | \$0.00   | \$19,404,392.44 | 75.74%      | \$19,404,392.44 | 75.74%  |

2015 - 2017

Administrative Funds (AD)

| Fiscal Year | Authorized Amount | Amount Committed | % Auth. Committed | Balance in Contract | Total Pledged | % Auth. Disb. | Available to Balance |
|-------------|-------------------|------------------|-------------------|---------------------|---------------|---------------|----------------------|
| 1983        | \$192,500.00      | \$192,500.00     | 100.0%            | \$0.00              | \$192,500.00  | 100.0%        | \$0.00               |
| 1984        | \$67,500.00       | \$72,500.00      | 100.0%            | \$0.00              | \$72,500.00   | 100.0%        | \$0.00               |
| 1985        | \$81,000.00       | \$81,000.00      | 100.0%            | \$0.00              | \$81,000.00   | 100.0%        | \$0.00               |
| 1986        | \$78,000.00       | \$78,000.00      | 100.0%            | \$0.00              | \$78,000.00   | 100.0%        | \$0.00               |
| 1987        | \$84,000.00       | \$84,000.00      | 100.0%            | \$0.00              | \$84,000.00   | 100.0%        | \$0.00               |
| 1988        | \$86,000.00       | \$86,000.00      | 100.0%            | \$0.00              | \$86,000.00   | 100.0%        | \$0.00               |
| 1989        | \$88,000.00       | \$88,000.00      | 100.0%            | \$0.00              | \$88,000.00   | 100.0%        | \$0.00               |
| 1990        | \$90,000.00       | \$90,000.00      | 100.0%            | \$0.00              | \$90,000.00   | 100.0%        | \$0.00               |
| 1991        | \$92,000.00       | \$92,000.00      | 100.0%            | \$0.00              | \$92,000.00   | 100.0%        | \$0.00               |
| 1992        | \$94,000.00       | \$94,000.00      | 100.0%            | \$0.00              | \$94,000.00   | 100.0%        | \$0.00               |
| 1993        | \$96,000.00       | \$96,000.00      | 100.0%            | \$0.00              | \$96,000.00   | 100.0%        | \$0.00               |
| 1994        | \$98,000.00       | \$98,000.00      | 100.0%            | \$0.00              | \$98,000.00   | 100.0%        | \$0.00               |
| 1995        | \$100,000.00      | \$100,000.00     | 100.0%            | \$0.00              | \$100,000.00  | 100.0%        | \$0.00               |
| 1996        | \$102,000.00      | \$102,000.00     | 100.0%            | \$0.00              | \$102,000.00  | 100.0%        | \$0.00               |
| 1997        | \$104,000.00      | \$104,000.00     | 100.0%            | \$0.00              | \$104,000.00  | 100.0%        | \$0.00               |
| 1998        | \$106,000.00      | \$106,000.00     | 100.0%            | \$0.00              | \$106,000.00  | 100.0%        | \$0.00               |
| 1999        | \$108,000.00      | \$108,000.00     | 100.0%            | \$0.00              | \$108,000.00  | 100.0%        | \$0.00               |
| 2000        | \$110,000.00      | \$110,000.00     | 100.0%            | \$0.00              | \$110,000.00  | 100.0%        | \$0.00               |
| 2001        | \$112,000.00      | \$112,000.00     | 100.0%            | \$0.00              | \$112,000.00  | 100.0%        | \$0.00               |
| 2002        | \$114,000.00      | \$114,000.00     | 100.0%            | \$0.00              | \$114,000.00  | 100.0%        | \$0.00               |
| 2003        | \$116,000.00      | \$116,000.00     | 100.0%            | \$0.00              | \$116,000.00  | 100.0%        | \$0.00               |
| 2004        | \$118,000.00      | \$118,000.00     | 100.0%            | \$0.00              | \$118,000.00  | 100.0%        | \$0.00               |
| 2005        | \$120,000.00      | \$120,000.00     | 100.0%            | \$0.00              | \$120,000.00  | 100.0%        | \$0.00               |
| 2006        | \$122,000.00      | \$122,000.00     | 100.0%            | \$0.00              | \$122,000.00  | 100.0%        | \$0.00               |
| 2007        | \$124,000.00      | \$124,000.00     | 100.0%            | \$0.00              | \$124,000.00  | 100.0%        | \$0.00               |
| 2008        | \$126,000.00      | \$126,000.00     | 100.0%            | \$0.00              | \$126,000.00  | 100.0%        | \$0.00               |
| 2009        | \$128,000.00      | \$128,000.00     | 100.0%            | \$0.00              | \$128,000.00  | 100.0%        | \$0.00               |
| 2010        | \$130,000.00      | \$130,000.00     | 100.0%            | \$0.00              | \$130,000.00  | 100.0%        | \$0.00               |
| 2011        | \$132,000.00      | \$132,000.00     | 100.0%            | \$0.00              | \$132,000.00  | 100.0%        | \$0.00               |
| 2012        | \$134,000.00      | \$134,000.00     | 100.0%            | \$0.00              | \$134,000.00  | 100.0%        | \$0.00               |
| 2013        | \$136,000.00      | \$136,000.00     | 100.0%            | \$0.00              | \$136,000.00  | 100.0%        | \$0.00               |
| 2014        | \$138,000.00      | \$138,000.00     | 100.0%            | \$0.00              | \$138,000.00  | 100.0%        | \$0.00               |
| 2015        | \$140,000.00      | \$140,000.00     | 100.0%            | \$0.00              | \$140,000.00  | 100.0%        | \$0.00               |
| 2016        | \$142,000.00      | \$142,000.00     | 100.0%            | \$0.00              | \$142,000.00  | 100.0%        | \$0.00               |
| 2017        | \$144,000.00      | \$144,000.00     | 100.0%            | \$0.00              | \$144,000.00  | 100.0%        | \$0.00               |
| 2018        | \$146,000.00      | \$146,000.00     | 100.0%            | \$0.00              | \$146,000.00  | 100.0%        | \$0.00               |
| 2019        | \$148,000.00      | \$148,000.00     | 100.0%            | \$0.00              | \$148,000.00  | 100.0%        | \$0.00               |
| 2020        | \$150,000.00      | \$150,000.00     | 100.0%            | \$0.00              | \$150,000.00  | 100.0%        | \$0.00               |
| 2021        | \$152,000.00      | \$152,000.00     | 100.0%            | \$0.00              | \$152,000.00  | 100.0%        | \$0.00               |
| 2022        | \$154,000.00      | \$154,000.00     | 100.0%            | \$0.00              | \$154,000.00  | 100.0%        | \$0.00               |
| 2023        | \$156,000.00      | \$156,000.00     | 100.0%            | \$0.00              | \$156,000.00  | 100.0%        | \$0.00               |
| 2024        | \$158,000.00      | \$158,000.00     | 100.0%            | \$0.00              | \$158,000.00  | 100.0%        | \$0.00               |



U.S. Department of Homeland Security  
Office of Community Planning and Development  
Integrated Community Development System  
Bureau of HOME Grants  
WATERBURY

Date: 12-16-20  
Time: 10:01  
Page: 13

| IDIS - P027 |                   | Balance to Commit |             | Total Disbursed | % Auth Disb | Available to Disburse |
|-------------|-------------------|-------------------|-------------|-----------------|-------------|-----------------------|
| Year        | Authorized Amount | Amount Committed  | % Auth Comd |                 |             |                       |
| Total       | \$2,927,888.71    | \$2,858,936.48    | 98.0%       | \$2,585,620.11  | 88.3%       | \$342,268.66          |

U.S. Department of Justice, Office of Community Planning and Development  
Office of Community Planning and Development  
Integrated Information and Information System  
Data Requirements  
**Status of HOME Grants**  
**WATERBURY**

1015 - PRE27

CHDO Operating Funds (CO)

| Fiscal Year | Authorized Amount | Amount Committed | % Auth Committed | % Auth Obl | Balance to Commit | Total Obligation | % Auth Obl | Available to Disburse |        |        |        |        |
|-------------|-------------------|------------------|------------------|------------|-------------------|------------------|------------|-----------------------|--------|--------|--------|--------|
| 1982        | \$0.00            | \$0.00           | 0.0%             | 0.0%       | \$0.00            | \$0.00           | 0.0%       | \$0.00                | \$0.00 | \$0.00 | \$0.00 | \$0.00 |
| 1983        | \$0.00            | \$0.00           | 0.0%             | 0.0%       | \$0.00            | \$0.00           | 0.0%       | \$0.00                | \$0.00 | \$0.00 | \$0.00 | \$0.00 |
| 1984        | \$0.00            | \$0.00           | 0.0%             | 0.0%       | \$0.00            | \$0.00           | 0.0%       | \$0.00                | \$0.00 | \$0.00 | \$0.00 | \$0.00 |
| 1985        | \$0.00            | \$0.00           | 0.0%             | 0.0%       | \$0.00            | \$0.00           | 0.0%       | \$0.00                | \$0.00 | \$0.00 | \$0.00 | \$0.00 |
| 1986        | \$0.00            | \$0.00           | 0.0%             | 0.0%       | \$0.00            | \$0.00           | 0.0%       | \$0.00                | \$0.00 | \$0.00 | \$0.00 | \$0.00 |
| 1987        | \$0.00            | \$0.00           | 0.0%             | 0.0%       | \$0.00            | \$0.00           | 0.0%       | \$0.00                | \$0.00 | \$0.00 | \$0.00 | \$0.00 |
| 1988        | \$0.00            | \$0.00           | 0.0%             | 0.0%       | \$0.00            | \$0.00           | 0.0%       | \$0.00                | \$0.00 | \$0.00 | \$0.00 | \$0.00 |
| 1989        | \$0.00            | \$0.00           | 0.0%             | 0.0%       | \$0.00            | \$0.00           | 0.0%       | \$0.00                | \$0.00 | \$0.00 | \$0.00 | \$0.00 |
| 1990        | \$0.00            | \$0.00           | 0.0%             | 0.0%       | \$0.00            | \$0.00           | 0.0%       | \$0.00                | \$0.00 | \$0.00 | \$0.00 | \$0.00 |
| 1991        | \$0.00            | \$0.00           | 0.0%             | 0.0%       | \$0.00            | \$0.00           | 0.0%       | \$0.00                | \$0.00 | \$0.00 | \$0.00 | \$0.00 |
| 1992        | \$0.00            | \$0.00           | 0.0%             | 0.0%       | \$0.00            | \$0.00           | 0.0%       | \$0.00                | \$0.00 | \$0.00 | \$0.00 | \$0.00 |
| 1993        | \$0.00            | \$0.00           | 0.0%             | 0.0%       | \$0.00            | \$0.00           | 0.0%       | \$0.00                | \$0.00 | \$0.00 | \$0.00 | \$0.00 |
| 1994        | \$0.00            | \$0.00           | 0.0%             | 0.0%       | \$0.00            | \$0.00           | 0.0%       | \$0.00                | \$0.00 | \$0.00 | \$0.00 | \$0.00 |
| 1995        | \$0.00            | \$0.00           | 0.0%             | 0.0%       | \$0.00            | \$0.00           | 0.0%       | \$0.00                | \$0.00 | \$0.00 | \$0.00 | \$0.00 |
| 1996        | \$0.00            | \$0.00           | 0.0%             | 0.0%       | \$0.00            | \$0.00           | 0.0%       | \$0.00                | \$0.00 | \$0.00 | \$0.00 | \$0.00 |
| 1997        | \$0.00            | \$0.00           | 0.0%             | 0.0%       | \$0.00            | \$0.00           | 0.0%       | \$0.00                | \$0.00 | \$0.00 | \$0.00 | \$0.00 |
| 1998        | \$0.00            | \$0.00           | 0.0%             | 0.0%       | \$0.00            | \$0.00           | 0.0%       | \$0.00                | \$0.00 | \$0.00 | \$0.00 | \$0.00 |
| 1999        | \$0.00            | \$0.00           | 0.0%             | 0.0%       | \$0.00            | \$0.00           | 0.0%       | \$0.00                | \$0.00 | \$0.00 | \$0.00 | \$0.00 |
| 2000        | \$0.00            | \$0.00           | 0.0%             | 0.0%       | \$0.00            | \$0.00           | 0.0%       | \$0.00                | \$0.00 | \$0.00 | \$0.00 | \$0.00 |
| 2001        | \$0.00            | \$0.00           | 0.0%             | 0.0%       | \$0.00            | \$0.00           | 0.0%       | \$0.00                | \$0.00 | \$0.00 | \$0.00 | \$0.00 |
| 2002        | \$0.00            | \$0.00           | 0.0%             | 0.0%       | \$0.00            | \$0.00           | 0.0%       | \$0.00                | \$0.00 | \$0.00 | \$0.00 | \$0.00 |
| 2003        | \$0.00            | \$0.00           | 0.0%             | 0.0%       | \$0.00            | \$0.00           | 0.0%       | \$0.00                | \$0.00 | \$0.00 | \$0.00 | \$0.00 |
| 2004        | \$0.00            | \$0.00           | 0.0%             | 0.0%       | \$0.00            | \$0.00           | 0.0%       | \$0.00                | \$0.00 | \$0.00 | \$0.00 | \$0.00 |
| 2005        | \$0.00            | \$0.00           | 0.0%             | 0.0%       | \$0.00            | \$0.00           | 0.0%       | \$0.00                | \$0.00 | \$0.00 | \$0.00 | \$0.00 |
| 2006        | \$0.00            | \$0.00           | 0.0%             | 0.0%       | \$0.00            | \$0.00           | 0.0%       | \$0.00                | \$0.00 | \$0.00 | \$0.00 | \$0.00 |
| 2007        | \$0.00            | \$0.00           | 0.0%             | 0.0%       | \$0.00            | \$0.00           | 0.0%       | \$0.00                | \$0.00 | \$0.00 | \$0.00 | \$0.00 |
| 2008        | \$0.00            | \$0.00           | 0.0%             | 0.0%       | \$0.00            | \$0.00           | 0.0%       | \$0.00                | \$0.00 | \$0.00 | \$0.00 | \$0.00 |
| 2009        | \$0.00            | \$0.00           | 0.0%             | 0.0%       | \$0.00            | \$0.00           | 0.0%       | \$0.00                | \$0.00 | \$0.00 | \$0.00 | \$0.00 |
| 2010        | \$0.00            | \$0.00           | 0.0%             | 0.0%       | \$0.00            | \$0.00           | 0.0%       | \$0.00                | \$0.00 | \$0.00 | \$0.00 | \$0.00 |
| 2011        | \$0.00            | \$0.00           | 0.0%             | 0.0%       | \$0.00            | \$0.00           | 0.0%       | \$0.00                | \$0.00 | \$0.00 | \$0.00 | \$0.00 |
| 2012        | \$0.00            | \$0.00           | 0.0%             | 0.0%       | \$0.00            | \$0.00           | 0.0%       | \$0.00                | \$0.00 | \$0.00 | \$0.00 | \$0.00 |
| 2013        | \$0.00            | \$0.00           | 0.0%             | 0.0%       | \$0.00            | \$0.00           | 0.0%       | \$0.00                | \$0.00 | \$0.00 | \$0.00 | \$0.00 |
| 2014        | \$0.00            | \$0.00           | 0.0%             | 0.0%       | \$0.00            | \$0.00           | 0.0%       | \$0.00                | \$0.00 | \$0.00 | \$0.00 | \$0.00 |
| 2015        | \$0.00            | \$0.00           | 0.0%             | 0.0%       | \$0.00            | \$0.00           | 0.0%       | \$0.00                | \$0.00 | \$0.00 | \$0.00 | \$0.00 |
| 2016        | \$0.00            | \$0.00           | 0.0%             | 0.0%       | \$0.00            | \$0.00           | 0.0%       | \$0.00                | \$0.00 | \$0.00 | \$0.00 | \$0.00 |
| 2017        | \$0.00            | \$0.00           | 0.0%             | 0.0%       | \$0.00            | \$0.00           | 0.0%       | \$0.00                | \$0.00 | \$0.00 | \$0.00 | \$0.00 |
| 2018        | \$0.00            | \$0.00           | 0.0%             | 0.0%       | \$0.00            | \$0.00           | 0.0%       | \$0.00                | \$0.00 | \$0.00 | \$0.00 | \$0.00 |
| 2019        | \$0.00            | \$0.00           | 0.0%             | 0.0%       | \$0.00            | \$0.00           | 0.0%       | \$0.00                | \$0.00 | \$0.00 | \$0.00 | \$0.00 |
| 2020        | \$0.00            | \$0.00           | 0.0%             | 0.0%       | \$0.00            | \$0.00           | 0.0%       | \$0.00                | \$0.00 | \$0.00 | \$0.00 | \$0.00 |
| 2021        | \$0.00            | \$0.00           | 0.0%             | 0.0%       | \$0.00            | \$0.00           | 0.0%       | \$0.00                | \$0.00 | \$0.00 | \$0.00 | \$0.00 |
| 2022        | \$0.00            | \$0.00           | 0.0%             | 0.0%       | \$0.00            | \$0.00           | 0.0%       | \$0.00                | \$0.00 | \$0.00 | \$0.00 | \$0.00 |
| 2023        | \$0.00            | \$0.00           | 0.0%             | 0.0%       | \$0.00            | \$0.00           | 0.0%       | \$0.00                | \$0.00 | \$0.00 | \$0.00 | \$0.00 |
| 2024        | \$0.00            | \$0.00           | 0.0%             | 0.0%       | \$0.00            | \$0.00           | 0.0%       | \$0.00                | \$0.00 | \$0.00 | \$0.00 | \$0.00 |



U.S. Department of Homeland Security  
Office of Information Security and Information Systems  
Federal Information Systems  
WATERBURY

DATE: 10/15/2010  
TIME: 10:00  
PAGE: 15

| Year  | Authorized Amount | Amount Committed | % Auth. Crd. | Balance to Commit | Total Disbursed | % Auth. Disb. | Available to Disburse |
|-------|-------------------|------------------|--------------|-------------------|-----------------|---------------|-----------------------|
| Total | \$258,134.50      | \$258,134.96     | 100.0%       | \$0.00            | \$258,134.96    | 100.0%        | \$0.00                |



U.S. Department of Housing and Urban Development  
Office of Community Planning and Development  
Integrated Data System for the Community System  
Section: HOME GRANTS  
WATERBURY

DATE: 03-19-21  
TIME: 10:01  
PAGE: 16

IDB - P127

| CIBO Funds (CI) |                  |                   |                    |                            |                            |                            |                            |                            |                            |
|-----------------|------------------|-------------------|--------------------|----------------------------|----------------------------|----------------------------|----------------------------|----------------------------|----------------------------|
| Fiscal Year     | CIBO Requirement | Additional Amount | Amount to Subgrant | Amount to Subgrant to CHDS | Amount to Subgrant to CHDS | Amount to Subgrant to CHDS | Amount to Subgrant to CHDS | Amount to Subgrant to CHDS | Amount to Subgrant to CHDS |
| 2002            | \$2,300,000      | \$811,577.82      | \$0.00             | \$811,577.82               | \$0.00                     | \$811,577.82               | \$0.00                     | \$811,577.82               | \$0.00                     |
| 2003            | \$2,500,000      | \$480,000.00      | \$0.00             | \$480,000.00               | \$0.00                     | \$480,000.00               | \$0.00                     | \$480,000.00               | \$0.00                     |
| 2004            | \$2,500,000      | \$480,000.00      | \$0.00             | \$480,000.00               | \$0.00                     | \$480,000.00               | \$0.00                     | \$480,000.00               | \$0.00                     |
| 2005            | \$2,500,000      | \$480,000.00      | \$0.00             | \$480,000.00               | \$0.00                     | \$480,000.00               | \$0.00                     | \$480,000.00               | \$0.00                     |
| 2006            | \$2,500,000      | \$480,000.00      | \$0.00             | \$480,000.00               | \$0.00                     | \$480,000.00               | \$0.00                     | \$480,000.00               | \$0.00                     |
| 2007            | \$2,500,000      | \$480,000.00      | \$0.00             | \$480,000.00               | \$0.00                     | \$480,000.00               | \$0.00                     | \$480,000.00               | \$0.00                     |
| 2008            | \$2,500,000      | \$480,000.00      | \$0.00             | \$480,000.00               | \$0.00                     | \$480,000.00               | \$0.00                     | \$480,000.00               | \$0.00                     |
| 2009            | \$2,500,000      | \$480,000.00      | \$0.00             | \$480,000.00               | \$0.00                     | \$480,000.00               | \$0.00                     | \$480,000.00               | \$0.00                     |
| 2010            | \$2,500,000      | \$480,000.00      | \$0.00             | \$480,000.00               | \$0.00                     | \$480,000.00               | \$0.00                     | \$480,000.00               | \$0.00                     |
| 2011            | \$2,500,000      | \$480,000.00      | \$0.00             | \$480,000.00               | \$0.00                     | \$480,000.00               | \$0.00                     | \$480,000.00               | \$0.00                     |
| 2012            | \$2,500,000      | \$480,000.00      | \$0.00             | \$480,000.00               | \$0.00                     | \$480,000.00               | \$0.00                     | \$480,000.00               | \$0.00                     |
| 2013            | \$2,500,000      | \$480,000.00      | \$0.00             | \$480,000.00               | \$0.00                     | \$480,000.00               | \$0.00                     | \$480,000.00               | \$0.00                     |
| 2014            | \$2,500,000      | \$480,000.00      | \$0.00             | \$480,000.00               | \$0.00                     | \$480,000.00               | \$0.00                     | \$480,000.00               | \$0.00                     |
| 2015            | \$2,500,000      | \$480,000.00      | \$0.00             | \$480,000.00               | \$0.00                     | \$480,000.00               | \$0.00                     | \$480,000.00               | \$0.00                     |
| 2016            | \$2,500,000      | \$480,000.00      | \$0.00             | \$480,000.00               | \$0.00                     | \$480,000.00               | \$0.00                     | \$480,000.00               | \$0.00                     |
| 2017            | \$2,500,000      | \$480,000.00      | \$0.00             | \$480,000.00               | \$0.00                     | \$480,000.00               | \$0.00                     | \$480,000.00               | \$0.00                     |
| 2018            | \$2,500,000      | \$480,000.00      | \$0.00             | \$480,000.00               | \$0.00                     | \$480,000.00               | \$0.00                     | \$480,000.00               | \$0.00                     |
| 2019            | \$2,500,000      | \$480,000.00      | \$0.00             | \$480,000.00               | \$0.00                     | \$480,000.00               | \$0.00                     | \$480,000.00               | \$0.00                     |
| 2020            | \$2,500,000      | \$480,000.00      | \$0.00             | \$480,000.00               | \$0.00                     | \$480,000.00               | \$0.00                     | \$480,000.00               | \$0.00                     |
| 2021            | \$2,500,000      | \$480,000.00      | \$0.00             | \$480,000.00               | \$0.00                     | \$480,000.00               | \$0.00                     | \$480,000.00               | \$0.00                     |
| 2022            | \$2,500,000      | \$480,000.00      | \$0.00             | \$480,000.00               | \$0.00                     | \$480,000.00               | \$0.00                     | \$480,000.00               | \$0.00                     |
| 2023            | \$2,500,000      | \$480,000.00      | \$0.00             | \$480,000.00               | \$0.00                     | \$480,000.00               | \$0.00                     | \$480,000.00               | \$0.00                     |





U.S. Department of Housing and Urban Development  
Office of Community Planning and Development  
Integrated Financial Information System  
Status of HOME Grants  
WATERBURY

DATE: 11-18-20  
TIME: 1:01 PM  
PAGE: 17

| Fiscal Year | CFOO Requirement | Authorized Amount | Submitted to CLOC | Agency Submitted to CHDOs | Balance to Subject | % of Total Committed to Activities | % of Total Committed to Cited | Balance to Commit | Total Disbursed | % of Total Disbursed | Available to Disburse |
|-------------|------------------|-------------------|-------------------|---------------------------|--------------------|------------------------------------|-------------------------------|-------------------|-----------------|----------------------|-----------------------|
| 2024        | \$12,527,341     | \$12,527,341      | \$0.00            | \$0.00                    | \$12,527,341       | 0.0%                               | 0.0%                          | \$12,527,341      | \$0.00          | 0.0%                 | \$12,527,341          |
| 2025        | \$9,751,723.88   | \$9,400,000.00    | \$10,000,000.00   | \$5,714,185.18            | \$3,812,814.82     | 100.0%                             | 100.0%                        | \$3,812,814.82    | \$4,587,215.18  | 100.0%               | \$1,674,185.18        |



IDIS - PR27

U.S. Department of Housing and Urban Development  
Office of Community Planning and Development  
Integrated Disbursement and Information System

DATE: 11-18-24  
TIME: 10:01  
PAGE: 18

| Fiscal Year | Authorized Amount | Amount Subparged | Amount Committed | % of Cash | Balance to Commit | Total Obligated | Amount Available to Disburse |                       |
|-------------|-------------------|------------------|------------------|-----------|-------------------|-----------------|------------------------------|-----------------------|
|             |                   |                  |                  |           |                   |                 | Admin Costs                  | Available to Disburse |
| 1993        | \$0.00            | \$0.00           | \$0.00           | 0.0%      | \$0.00            | \$0.00          | \$0.00                       | \$0.00                |
| 1994        | \$0.00            | \$0.00           | \$0.00           | 0.0%      | \$0.00            | \$0.00          | \$0.00                       | \$0.00                |
| 1995        | \$0.00            | \$0.00           | \$0.00           | 0.0%      | \$0.00            | \$0.00          | \$0.00                       | \$0.00                |
| 1996        | \$0.00            | \$0.00           | \$0.00           | 0.0%      | \$0.00            | \$0.00          | \$0.00                       | \$0.00                |
| 1997        | \$0.00            | \$0.00           | \$0.00           | 0.0%      | \$0.00            | \$0.00          | \$0.00                       | \$0.00                |
| 1998        | \$0.00            | \$0.00           | \$0.00           | 0.0%      | \$0.00            | \$0.00          | \$0.00                       | \$0.00                |
| 1999        | \$0.00            | \$0.00           | \$0.00           | 0.0%      | \$0.00            | \$0.00          | \$0.00                       | \$0.00                |
| 2000        | \$0.00            | \$0.00           | \$0.00           | 0.0%      | \$0.00            | \$0.00          | \$0.00                       | \$0.00                |
| 2001        | \$0.00            | \$0.00           | \$0.00           | 0.0%      | \$0.00            | \$0.00          | \$0.00                       | \$0.00                |
| 2002        | \$0.00            | \$0.00           | \$0.00           | 0.0%      | \$0.00            | \$0.00          | \$0.00                       | \$0.00                |
| 2003        | \$0.00            | \$0.00           | \$0.00           | 0.0%      | \$0.00            | \$0.00          | \$0.00                       | \$0.00                |
| 2004        | \$0.00            | \$0.00           | \$0.00           | 0.0%      | \$0.00            | \$0.00          | \$0.00                       | \$0.00                |
| 2005        | \$0.00            | \$0.00           | \$0.00           | 0.0%      | \$0.00            | \$0.00          | \$0.00                       | \$0.00                |
| 2006        | \$0.00            | \$0.00           | \$0.00           | 0.0%      | \$0.00            | \$0.00          | \$0.00                       | \$0.00                |
| 2007        | \$0.00            | \$0.00           | \$0.00           | 0.0%      | \$0.00            | \$0.00          | \$0.00                       | \$0.00                |
| 2008        | \$0.00            | \$0.00           | \$0.00           | 0.0%      | \$0.00            | \$0.00          | \$0.00                       | \$0.00                |
| 2009        | \$0.00            | \$0.00           | \$0.00           | 0.0%      | \$0.00            | \$0.00          | \$0.00                       | \$0.00                |
| 2010        | \$0.00            | \$0.00           | \$0.00           | 0.0%      | \$0.00            | \$0.00          | \$0.00                       | \$0.00                |
| 2011        | \$0.00            | \$0.00           | \$0.00           | 0.0%      | \$0.00            | \$0.00          | \$0.00                       | \$0.00                |
| 2012        | \$0.00            | \$0.00           | \$0.00           | 0.0%      | \$0.00            | \$0.00          | \$0.00                       | \$0.00                |
| 2013        | \$0.00            | \$0.00           | \$0.00           | 0.0%      | \$0.00            | \$0.00          | \$0.00                       | \$0.00                |
| 2014        | \$0.00            | \$0.00           | \$0.00           | 0.0%      | \$0.00            | \$0.00          | \$0.00                       | \$0.00                |
| 2015        | \$0.00            | \$0.00           | \$0.00           | 0.0%      | \$0.00            | \$0.00          | \$0.00                       | \$0.00                |
| 2016        | \$0.00            | \$0.00           | \$0.00           | 0.0%      | \$0.00            | \$0.00          | \$0.00                       | \$0.00                |
| 2017        | \$0.00            | \$0.00           | \$0.00           | 0.0%      | \$0.00            | \$0.00          | \$0.00                       | \$0.00                |
| 2018        | \$0.00            | \$0.00           | \$0.00           | 0.0%      | \$0.00            | \$0.00          | \$0.00                       | \$0.00                |
| 2019        | \$0.00            | \$0.00           | \$0.00           | 0.0%      | \$0.00            | \$0.00          | \$0.00                       | \$0.00                |
| 2020        | \$0.00            | \$0.00           | \$0.00           | 0.0%      | \$0.00            | \$0.00          | \$0.00                       | \$0.00                |
| 2021        | \$0.00            | \$0.00           | \$0.00           | 0.0%      | \$0.00            | \$0.00          | \$0.00                       | \$0.00                |
| 2022        | \$0.00            | \$0.00           | \$0.00           | 0.0%      | \$0.00            | \$0.00          | \$0.00                       | \$0.00                |
| 2023        | \$0.00            | \$0.00           | \$0.00           | 0.0%      | \$0.00            | \$0.00          | \$0.00                       | \$0.00                |
| 2024        | \$0.00            | \$0.00           | \$0.00           | 0.0%      | \$0.00            | \$0.00          | \$0.00                       | \$0.00                |



U.S. Department of Housing and Urban Development  
Office of Community Planning and Development  
Regional Operations and Information System  
Baltimore, Maryland  
**WATERBURY**

DATE: 12/29/19  
TIME: 1000  
PAGE: 19

| Year  | Authorized Amount | Amount Subgranted | Amount Committed | % Subgranted | Balance to Commit | Total Disbursed | % Auth. Avail. to Disburse |
|-------|-------------------|-------------------|------------------|--------------|-------------------|-----------------|----------------------------|
| Total | \$10,850.00       | \$10,850.00       | \$10,850.00      | 100.0%       | \$0.00            | \$10,850.00     | 100.0%                     |
|       |                   |                   |                  |              |                   |                 | \$0.00                     |



IRS Department of Internal Revenue  
Office of Community Planning and Development  
Integrated Information and Reporting System  
Budgetary Accounts  
WATERBURY

1005 - PR27

OMB Capacity (CC)

| Fiscal Year | Authorized Amount | Amount Budgeted | Amount Committed | % Auth. Committed | Balance to Commit | Total Disbursements | % Auth. Disb. | Available to Obligate |
|-------------|-------------------|-----------------|------------------|-------------------|-------------------|---------------------|---------------|-----------------------|
| 1982        | \$0.00            | \$0.00          | \$0.00           | 0.0%              | \$0.00            | \$0.00              | 0.0%          | \$0.00                |
| 1983        | \$0.00            | \$0.00          | \$0.00           | 0.0%              | \$0.00            | \$0.00              | 0.0%          | \$0.00                |
| 1984        | \$0.00            | \$0.00          | \$0.00           | 0.0%              | \$0.00            | \$0.00              | 0.0%          | \$0.00                |
| 1985        | \$0.00            | \$0.00          | \$0.00           | 0.0%              | \$0.00            | \$0.00              | 0.0%          | \$0.00                |
| 1986        | \$0.00            | \$0.00          | \$0.00           | 0.0%              | \$0.00            | \$0.00              | 0.0%          | \$0.00                |
| 1987        | \$0.00            | \$0.00          | \$0.00           | 0.0%              | \$0.00            | \$0.00              | 0.0%          | \$0.00                |
| 1988        | \$0.00            | \$0.00          | \$0.00           | 0.0%              | \$0.00            | \$0.00              | 0.0%          | \$0.00                |
| 1989        | \$0.00            | \$0.00          | \$0.00           | 0.0%              | \$0.00            | \$0.00              | 0.0%          | \$0.00                |
| 1990        | \$0.00            | \$0.00          | \$0.00           | 0.0%              | \$0.00            | \$0.00              | 0.0%          | \$0.00                |
| 1991        | \$0.00            | \$0.00          | \$0.00           | 0.0%              | \$0.00            | \$0.00              | 0.0%          | \$0.00                |
| 1992        | \$0.00            | \$0.00          | \$0.00           | 0.0%              | \$0.00            | \$0.00              | 0.0%          | \$0.00                |
| 1993        | \$0.00            | \$0.00          | \$0.00           | 0.0%              | \$0.00            | \$0.00              | 0.0%          | \$0.00                |
| 1994        | \$0.00            | \$0.00          | \$0.00           | 0.0%              | \$0.00            | \$0.00              | 0.0%          | \$0.00                |
| 1995        | \$0.00            | \$0.00          | \$0.00           | 0.0%              | \$0.00            | \$0.00              | 0.0%          | \$0.00                |
| 1996        | \$0.00            | \$0.00          | \$0.00           | 0.0%              | \$0.00            | \$0.00              | 0.0%          | \$0.00                |
| 1997        | \$0.00            | \$0.00          | \$0.00           | 0.0%              | \$0.00            | \$0.00              | 0.0%          | \$0.00                |
| 1998        | \$0.00            | \$0.00          | \$0.00           | 0.0%              | \$0.00            | \$0.00              | 0.0%          | \$0.00                |
| 1999        | \$0.00            | \$0.00          | \$0.00           | 0.0%              | \$0.00            | \$0.00              | 0.0%          | \$0.00                |
| 2000        | \$0.00            | \$0.00          | \$0.00           | 0.0%              | \$0.00            | \$0.00              | 0.0%          | \$0.00                |
| 2001        | \$0.00            | \$0.00          | \$0.00           | 0.0%              | \$0.00            | \$0.00              | 0.0%          | \$0.00                |
| 2002        | \$0.00            | \$0.00          | \$0.00           | 0.0%              | \$0.00            | \$0.00              | 0.0%          | \$0.00                |
| 2003        | \$0.00            | \$0.00          | \$0.00           | 0.0%              | \$0.00            | \$0.00              | 0.0%          | \$0.00                |
| 2004        | \$0.00            | \$0.00          | \$0.00           | 0.0%              | \$0.00            | \$0.00              | 0.0%          | \$0.00                |
| 2005        | \$0.00            | \$0.00          | \$0.00           | 0.0%              | \$0.00            | \$0.00              | 0.0%          | \$0.00                |
| 2006        | \$0.00            | \$0.00          | \$0.00           | 0.0%              | \$0.00            | \$0.00              | 0.0%          | \$0.00                |
| 2007        | \$0.00            | \$0.00          | \$0.00           | 0.0%              | \$0.00            | \$0.00              | 0.0%          | \$0.00                |
| 2008        | \$0.00            | \$0.00          | \$0.00           | 0.0%              | \$0.00            | \$0.00              | 0.0%          | \$0.00                |
| 2009        | \$0.00            | \$0.00          | \$0.00           | 0.0%              | \$0.00            | \$0.00              | 0.0%          | \$0.00                |
| 2010        | \$0.00            | \$0.00          | \$0.00           | 0.0%              | \$0.00            | \$0.00              | 0.0%          | \$0.00                |
| 2011        | \$0.00            | \$0.00          | \$0.00           | 0.0%              | \$0.00            | \$0.00              | 0.0%          | \$0.00                |
| 2012        | \$0.00            | \$0.00          | \$0.00           | 0.0%              | \$0.00            | \$0.00              | 0.0%          | \$0.00                |
| 2013        | \$0.00            | \$0.00          | \$0.00           | 0.0%              | \$0.00            | \$0.00              | 0.0%          | \$0.00                |
| 2014        | \$0.00            | \$0.00          | \$0.00           | 0.0%              | \$0.00            | \$0.00              | 0.0%          | \$0.00                |
| 2015        | \$0.00            | \$0.00          | \$0.00           | 0.0%              | \$0.00            | \$0.00              | 0.0%          | \$0.00                |
| 2016        | \$0.00            | \$0.00          | \$0.00           | 0.0%              | \$0.00            | \$0.00              | 0.0%          | \$0.00                |
| 2017        | \$0.00            | \$0.00          | \$0.00           | 0.0%              | \$0.00            | \$0.00              | 0.0%          | \$0.00                |
| 2018        | \$0.00            | \$0.00          | \$0.00           | 0.0%              | \$0.00            | \$0.00              | 0.0%          | \$0.00                |
| 2019        | \$0.00            | \$0.00          | \$0.00           | 0.0%              | \$0.00            | \$0.00              | 0.0%          | \$0.00                |
| 2020        | \$0.00            | \$0.00          | \$0.00           | 0.0%              | \$0.00            | \$0.00              | 0.0%          | \$0.00                |
| 2021        | \$0.00            | \$0.00          | \$0.00           | 0.0%              | \$0.00            | \$0.00              | 0.0%          | \$0.00                |
| 2022        | \$0.00            | \$0.00          | \$0.00           | 0.0%              | \$0.00            | \$0.00              | 0.0%          | \$0.00                |
| 2023        | \$0.00            | \$0.00          | \$0.00           | 0.0%              | \$0.00            | \$0.00              | 0.0%          | \$0.00                |
| 2024        | \$0.00            | \$0.00          | \$0.00           | 0.0%              | \$0.00            | \$0.00              | 0.0%          | \$0.00                |



U.S. Department of Housing and Urban Development  
Office of Community Planning and Development  
Integrated Community Development Information System  
Standard Form 100-1000  
WATERBURY

DATE: 12-28-21  
TIME: 10:08  
PAGE: 21

| Year         | Authorized Amount | Amount Subgranted | Amount Committed | % Auth. Avail. | Balance to Commit | Total Disbursed | % Auth. Avail. to Disburse |
|--------------|-------------------|-------------------|------------------|----------------|-------------------|-----------------|----------------------------|
| 2021         | \$0.00            | \$0.00            | \$0.00           | 0.0%           | \$0.00            | \$0.00          | 0.0%                       |
| <b>Total</b> | <b>\$0.00</b>     | <b>\$0.00</b>     | <b>\$0.00</b>    |                |                   |                 |                            |

IDIS - PR27

Reservations to State Recipients and Subrecipients (SU)

| Fiscal Year | Amount Available to Other Entities | Amount Committed | % Available | Balance in Contingency | Total Disbursed | % Available | Available to Disburse |
|-------------|------------------------------------|------------------|-------------|------------------------|-----------------|-------------|-----------------------|
| 1980        | \$0.00                             | \$0.00           | 0.0%        | \$0.00                 | \$0.00          | 0.0%        | \$0.00                |
| 1981        | \$0.00                             | \$0.00           | 0.0%        | \$0.00                 | \$0.00          | 0.0%        | \$0.00                |
| 1982        | \$0.00                             | \$0.00           | 0.0%        | \$0.00                 | \$0.00          | 0.0%        | \$0.00                |
| 1983        | \$0.00                             | \$0.00           | 0.0%        | \$0.00                 | \$0.00          | 0.0%        | \$0.00                |
| 1984        | \$0.00                             | \$0.00           | 0.0%        | \$0.00                 | \$0.00          | 0.0%        | \$0.00                |
| 1985        | \$0.00                             | \$0.00           | 0.0%        | \$0.00                 | \$0.00          | 0.0%        | \$0.00                |
| 1986        | \$0.00                             | \$0.00           | 0.0%        | \$0.00                 | \$0.00          | 0.0%        | \$0.00                |
| 1987        | \$0.00                             | \$0.00           | 0.0%        | \$0.00                 | \$0.00          | 0.0%        | \$0.00                |
| 1988        | \$0.00                             | \$0.00           | 0.0%        | \$0.00                 | \$0.00          | 0.0%        | \$0.00                |
| 1989        | \$0.00                             | \$0.00           | 0.0%        | \$0.00                 | \$0.00          | 0.0%        | \$0.00                |
| 1990        | \$0.00                             | \$0.00           | 0.0%        | \$0.00                 | \$0.00          | 0.0%        | \$0.00                |
| 1991        | \$0.00                             | \$0.00           | 0.0%        | \$0.00                 | \$0.00          | 0.0%        | \$0.00                |
| 1992        | \$0.00                             | \$0.00           | 0.0%        | \$0.00                 | \$0.00          | 0.0%        | \$0.00                |
| 1993        | \$0.00                             | \$0.00           | 0.0%        | \$0.00                 | \$0.00          | 0.0%        | \$0.00                |
| 1994        | \$0.00                             | \$0.00           | 0.0%        | \$0.00                 | \$0.00          | 0.0%        | \$0.00                |
| 1995        | \$0.00                             | \$0.00           | 0.0%        | \$0.00                 | \$0.00          | 0.0%        | \$0.00                |
| 1996        | \$0.00                             | \$0.00           | 0.0%        | \$0.00                 | \$0.00          | 0.0%        | \$0.00                |
| 1997        | \$0.00                             | \$0.00           | 0.0%        | \$0.00                 | \$0.00          | 0.0%        | \$0.00                |
| 1998        | \$0.00                             | \$0.00           | 0.0%        | \$0.00                 | \$0.00          | 0.0%        | \$0.00                |
| 1999        | \$0.00                             | \$0.00           | 0.0%        | \$0.00                 | \$0.00          | 0.0%        | \$0.00                |
| 2000        | \$0.00                             | \$0.00           | 0.0%        | \$0.00                 | \$0.00          | 0.0%        | \$0.00                |
| 2001        | \$0.00                             | \$0.00           | 0.0%        | \$0.00                 | \$0.00          | 0.0%        | \$0.00                |
| 2002        | \$0.00                             | \$0.00           | 0.0%        | \$0.00                 | \$0.00          | 0.0%        | \$0.00                |
| 2003        | \$0.00                             | \$0.00           | 0.0%        | \$0.00                 | \$0.00          | 0.0%        | \$0.00                |
| 2004        | \$0.00                             | \$0.00           | 0.0%        | \$0.00                 | \$0.00          | 0.0%        | \$0.00                |
| 2005        | \$0.00                             | \$0.00           | 0.0%        | \$0.00                 | \$0.00          | 0.0%        | \$0.00                |
| 2006        | \$0.00                             | \$0.00           | 0.0%        | \$0.00                 | \$0.00          | 0.0%        | \$0.00                |
| 2007        | \$0.00                             | \$0.00           | 0.0%        | \$0.00                 | \$0.00          | 0.0%        | \$0.00                |
| 2008        | \$0.00                             | \$0.00           | 0.0%        | \$0.00                 | \$0.00          | 0.0%        | \$0.00                |
| 2009        | \$0.00                             | \$0.00           | 0.0%        | \$0.00                 | \$0.00          | 0.0%        | \$0.00                |
| 2010        | \$0.00                             | \$0.00           | 0.0%        | \$0.00                 | \$0.00          | 0.0%        | \$0.00                |
| 2011        | \$0.00                             | \$0.00           | 0.0%        | \$0.00                 | \$0.00          | 0.0%        | \$0.00                |
| 2012        | \$0.00                             | \$0.00           | 0.0%        | \$0.00                 | \$0.00          | 0.0%        | \$0.00                |
| 2013        | \$0.00                             | \$0.00           | 0.0%        | \$0.00                 | \$0.00          | 0.0%        | \$0.00                |
| 2014        | \$0.00                             | \$0.00           | 0.0%        | \$0.00                 | \$0.00          | 0.0%        | \$0.00                |
| 2015        | \$0.00                             | \$0.00           | 0.0%        | \$0.00                 | \$0.00          | 0.0%        | \$0.00                |
| 2016        | \$0.00                             | \$0.00           | 0.0%        | \$0.00                 | \$0.00          | 0.0%        | \$0.00                |
| 2017        | \$0.00                             | \$0.00           | 0.0%        | \$0.00                 | \$0.00          | 0.0%        | \$0.00                |
| 2018        | \$0.00                             | \$0.00           | 0.0%        | \$0.00                 | \$0.00          | 0.0%        | \$0.00                |
| 2019        | \$0.00                             | \$0.00           | 0.0%        | \$0.00                 | \$0.00          | 0.0%        | \$0.00                |
| 2020        | \$0.00                             | \$0.00           | 0.0%        | \$0.00                 | \$0.00          | 0.0%        | \$0.00                |
| 2021        | \$0.00                             | \$0.00           | 0.0%        | \$0.00                 | \$0.00          | 0.0%        | \$0.00                |
| 2022        | \$0.00                             | \$0.00           | 0.0%        | \$0.00                 | \$0.00          | 0.0%        | \$0.00                |
| 2023        | \$0.00                             | \$0.00           | 0.0%        | \$0.00                 | \$0.00          | 0.0%        | \$0.00                |
| 2024        | \$0.00                             | \$0.00           | 0.0%        | \$0.00                 | \$0.00          | 0.0%        | \$0.00                |



U.S. Department of Agriculture  
Office of Community Planning and Development  
Rural Development Administration  
Bureau of Economic Development  
Bureau of Rural Development  
Bureau of Technical Assistance  
Bureau of Water Conservation  
Bureau of Watershed Protection  
Bureau of Wildlife Management  
Bureau of Forest Management  
Bureau of Land Management  
Bureau of Reclamation  
Bureau of Indian Affairs  
Bureau of Ocean Energy Management  
Bureau of Ocean Energy Research  
Bureau of Ocean Energy Regulation  
Bureau of Ocean Energy Stewardship  
Bureau of Ocean Energy Technology  
Bureau of Ocean Energy Training  
Bureau of Ocean Energy Workforce Development  
Bureau of Ocean Energy Workforce Education  
Bureau of Ocean Energy Workforce Research  
Bureau of Ocean Energy Workforce Safety  
Bureau of Ocean Energy Workforce Security  
Bureau of Ocean Energy Workforce Training  
Bureau of Ocean Energy Workforce Development  
Bureau of Ocean Energy Workforce Education  
Bureau of Ocean Energy Workforce Research  
Bureau of Ocean Energy Workforce Safety  
Bureau of Ocean Energy Workforce Security  
Bureau of Ocean Energy Workforce Training

WATER CONSERVATION  
FUND  
PAGE 21

| IDIS - PR27 |                   | Amount Authorized |            | Amount Committed |              | Amount to Commit |              | Total Disbursed       |              | % Auth Avail          |              | Available to Disburse |  |
|-------------|-------------------|-------------------|------------|------------------|--------------|------------------|--------------|-----------------------|--------------|-----------------------|--------------|-----------------------|--|
| Year        | Authorized Amount | Amount Committed  | % Auth Com | Amount to Commit | % Auth Avail | Total Disbursed  | % Auth Avail | Available to Disburse | % Auth Avail | Available to Disburse | % Auth Avail | Available to Disburse |  |
| Total       | \$0.00            | \$0.00            | 0.0%       | \$0.00           | 0.0%         | \$0.00           | 0.0%         | \$0.00                | 0.0%         | \$0.00                | 0.0%         | \$0.00                |  |

IDIS - PR27





U.S. Department of Housing and Urban Development  
Office of Community Planning and Development  
Housing Choice Voucher Information System  
Standard Form 625-100  
WATERBURY

DATE: 11/14/21  
PAGE: 23

| Fiscal Year  | Total Authorization | Local Account Funds | Committed Amount | Net Disbursed for Antifire | Net Disbursed for AD/COCB | Unliquided      |         | Total Disbursed | Available to Disburse |
|--------------|---------------------|---------------------|------------------|----------------------------|---------------------------|-----------------|---------|-----------------|-----------------------|
|              |                     |                     |                  |                            |                           | Amount          | Percent |                 |                       |
| 2020         | \$7,518.72          | \$0.00              | \$0.00           | \$0.00                     | \$0.00                    | \$0.00          | \$0.00  | \$0.00          | \$7,518.72            |
| 2021         | \$28,624,926.12     | \$1,470,483.14      | \$23,859,442.98  | \$28,777,409.12            | \$2,444,768.41            | \$23,461,740.71 | \$0.00  | \$23,461,740.71 | \$6,067,485.05        |
| <b>Total</b> |                     |                     |                  |                            |                           |                 |         |                 |                       |



U.S. Department of Housing and Urban Development  
Office of Community Planning and Development  
Integrated Performance and Information System  
Annual Performance Report  
WATERBURY


DATE: 11-18-24  
TIME: 10:01  
PAGE: 20

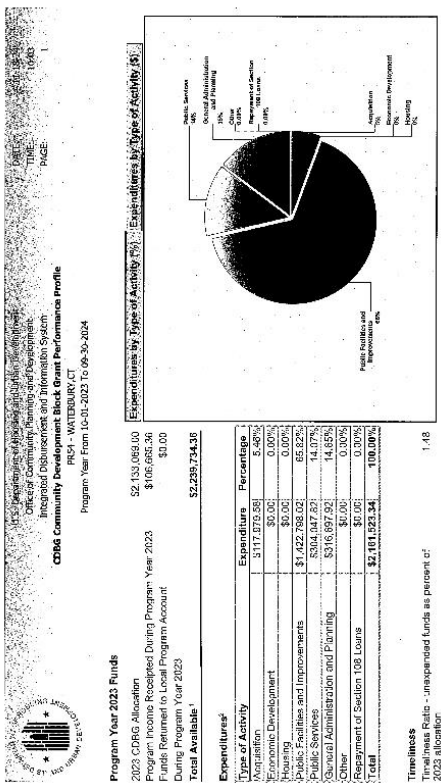
1005 - PR27

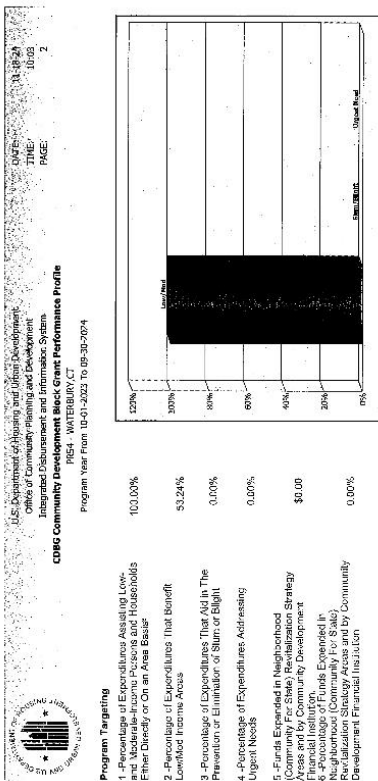
Total Program Percent

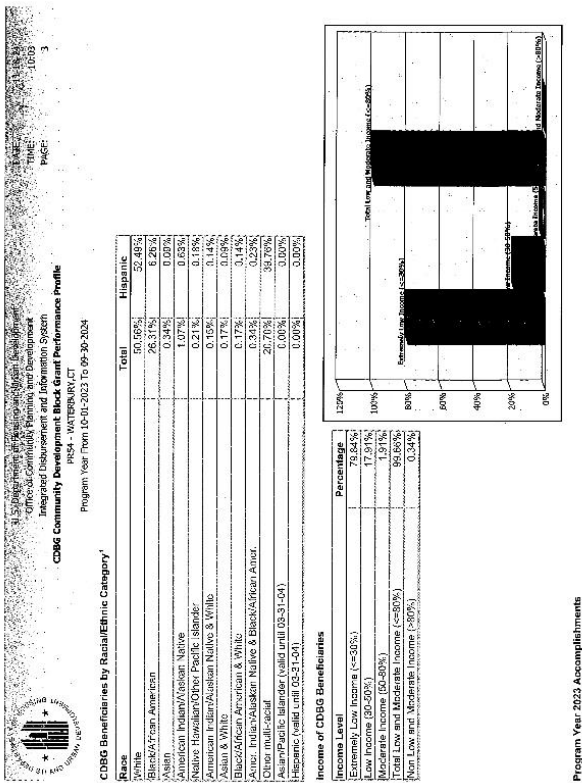
| Fiscal Year | Total Authorization | Local Funds  | % Committed for Activities | % Risk for Activities | % Risk for AD/OCED | % Not Disbursed | % Disbursed Approval | % Total Disbursed | % Available to Disburse |
|-------------|---------------------|--------------|----------------------------|-----------------------|--------------------|-----------------|----------------------|-------------------|-------------------------|
| 1992        | \$1,020,000.00      | \$0.00       | 100.0%                     | 90.0%                 | 10.0%              | 100.0%          | 0.0%                 | 100.0%            | 0.0%                    |
| 1993        | \$975,000.00        | \$0.00       | 100.0%                     | 90.0%                 | 10.0%              | 100.0%          | 0.0%                 | 100.0%            | 0.0%                    |
| 1994        | \$975,000.00        | \$0.00       | 100.0%                     | 90.0%                 | 10.0%              | 100.0%          | 0.0%                 | 100.0%            | 0.0%                    |
| 1995        | \$877,000.00        | \$0.00       | 100.0%                     | 90.0%                 | 10.0%              | 100.0%          | 0.0%                 | 100.0%            | 0.0%                    |
| 1996        | \$857,000.00        | \$0.00       | 100.0%                     | 90.0%                 | 10.0%              | 100.0%          | 0.0%                 | 100.0%            | 0.0%                    |
| 1997        | \$855,716.00        | \$0.00       | 100.0%                     | 88.8%                 | 11.2%              | 100.0%          | 0.0%                 | 100.0%            | 0.0%                    |
| 1998        | \$848,000.00        | \$0.00       | 100.0%                     | 88.8%                 | 11.2%              | 100.0%          | 0.0%                 | 100.0%            | 0.0%                    |
| 1999        | \$848,000.00        | \$0.00       | 100.0%                     | 88.8%                 | 11.2%              | 100.0%          | 0.0%                 | 100.0%            | 0.0%                    |
| 2000        | \$847,000.00        | \$171,000.00 | 100.0%                     | 91.5%                 | 10.0%              | 100.0%          | 0.0%                 | 100.0%            | 0.0%                    |
| 2001        | \$1,070,000.00      | \$51,777.00  | 100.0%                     | 90.7%                 | 10.0%              | 100.0%          | 0.0%                 | 100.0%            | 0.0%                    |
| 2002        | \$1,011,000.00      | \$34,402.00  | 100.0%                     | 92.4%                 | 10.0%              | 100.0%          | 0.0%                 | 100.0%            | 0.0%                    |
| 2003        | \$1,174,871.00      | \$70,000.00  | 100.0%                     | 90.8%                 | 10.0%              | 100.0%          | 0.0%                 | 100.0%            | 0.0%                    |
| 2004        | \$1,174,871.00      | \$70,000.00  | 100.0%                     | 90.8%                 | 10.0%              | 100.0%          | 0.0%                 | 100.0%            | 0.0%                    |
| 2005        | \$1,424,001.00      | \$53,220.00  | 100.0%                     | 80.0%                 | 10.0%              | 100.0%          | 0.0%                 | 100.0%            | 0.0%                    |
| 2006        | \$871,000.00        | \$13,222.00  | 100.0%                     | 88.8%                 | 11.2%              | 100.0%          | 0.0%                 | 100.0%            | 0.0%                    |
| 2007        | \$972,000.00        | \$6,070.47   | 100.0%                     | 88.0%                 | 12.0%              | 100.0%          | 0.0%                 | 100.0%            | 0.0%                    |
| 2008        | \$972,000.00        | \$6,070.47   | 100.0%                     | 88.0%                 | 12.0%              | 100.0%          | 0.0%                 | 100.0%            | 0.0%                    |
| 2009        | \$1,028,000.00      | \$17,000.00  | 100.0%                     | 88.1%                 | 11.9%              | 100.0%          | 0.0%                 | 100.0%            | 0.0%                    |
| 2010        | \$1,028,000.00      | \$17,000.00  | 100.0%                     | 88.1%                 | 11.9%              | 100.0%          | 0.0%                 | 100.0%            | 0.0%                    |
| 2011        | \$891,000.00        | \$4,000.00   | 100.0%                     | 88.2%                 | 11.8%              | 100.0%          | 0.0%                 | 100.0%            | 0.0%                    |
| 2012        | \$970,000.00        | \$20,000.00  | 100.0%                     | 89.9%                 | 10.1%              | 100.0%          | 0.0%                 | 100.0%            | 0.0%                    |
| 2013        | \$970,000.00        | \$20,000.00  | 100.0%                     | 89.9%                 | 10.1%              | 100.0%          | 0.0%                 | 100.0%            | 0.0%                    |
| 2014        | \$887,000.00        | \$13,000.00  | 100.0%                     | 88.1%                 | 11.9%              | 100.0%          | 0.0%                 | 100.0%            | 0.0%                    |
| 2015        | \$890,000.00        | \$12,000.00  | 100.0%                     | 88.2%                 | 11.8%              | 100.0%          | 0.0%                 | 100.0%            | 0.0%                    |
| 2016        | \$897,414.00        | \$0.00       | 100.0%                     | 88.2%                 | 11.8%              | 100.0%          | 0.0%                 | 100.0%            | 0.0%                    |
| 2017        | \$877,000.00        | \$2,000.00   | 100.0%                     | 88.1%                 | 11.9%              | 100.0%          | 0.0%                 | 100.0%            | 0.0%                    |
| 2018        | \$877,000.00        | \$2,000.00   | 100.0%                     | 88.1%                 | 11.9%              | 100.0%          | 0.0%                 | 100.0%            | 0.0%                    |
| 2019        | \$877,000.00        | \$0.00       | 100.0%                     | 88.1%                 | 11.9%              | 100.0%          | 0.0%                 | 100.0%            | 0.0%                    |
| 2020        | \$888,000.00        | \$0.00       | 100.0%                     | 88.1%                 | 11.9%              | 100.0%          | 0.0%                 | 100.0%            | 0.0%                    |
| 2021        | \$888,000.00        | \$0.00       | 100.0%                     | 88.1%                 | 11.9%              | 100.0%          | 0.0%                 | 100.0%            | 0.0%                    |
| 2022        | \$1,027,000.00      | \$0.00       | 100.0%                     | 88.1%                 | 11.9%              | 100.0%          | 0.0%                 | 100.0%            | 0.0%                    |
| 2023        | \$1,027,000.00      | \$0.00       | 100.0%                     | 88.1%                 | 11.9%              | 100.0%          | 0.0%                 | 100.0%            | 0.0%                    |

|  |                     |                |                            |                       |                   |                 |                      |                   |                         |
|--|---------------------|----------------|----------------------------|-----------------------|-------------------|-----------------|----------------------|-------------------|-------------------------|
|  U.S. Department of the Interior<br>Bureau of Land Management<br>Office of Community Planning and Development<br>Alaska Division<br>Alaska Native Land Claims Settlement Act<br>State of Alaska |                     |                |                            |                       |                   |                 |                      |                   |                         |
| WATERBURY  |                     |                |                            |                       |                   |                 |                      |                   |                         |
| FISCAL YEAR 2021   |                     |                |                            |                       |                   |                 |                      |                   |                         |
| Fiscal Year  | Total Authorization | Funds          | % Committed for Activities | % Disb for Activities | % Disb for ADGOCB | % Not Disbursed | % Disbursed Approval | % Total Disbursed | % Available to Disburse |
| 2021   | \$87,518.12         | \$300          | 0.34%                      | 0.0%                  | 0.0%              | 0.0%            | 0.0%                 | 0.0%              | 100.0%                  |
| Total  | \$87,518.12         | \$1,470,899.44 | 7.81%                      | 0.0%                  | 0.0%              | 77.2%           | 0.0%                 | 77.2%             | 22.8%                   |

|   |   |  |    |  |
|---|---|--|----|--|
|  |   | U.S. Department of Justice, Office of Community Planning and Development<br>Office of Community Planning and Development<br>Integrated Data System and Information System<br>WASHINGTON, DC 20535-0001 |    | DATE: 11-13-24<br>TIME: 10:02<br>PAGE: 1 |
| Selected OIG Accomplishment Report<br>Program Year between 10/1/2023 and 09/30/2024 |   |  |    |  |
| PUBLIC SERVICES   |   |  |    |  |
| Matrix Code   | Eligible Activity   | Number of Persons Benefitting  |    |  |
| USA   | Senior Services   | 543  | 88 |  |
| USD   | Youth Services  | 545  | 12 |  |
| USG   | Services for victims of domestic violence, dating violence, sexual assault or | 2,307  |    |  |
| DSH   | Employment Training   | 1,268  |    |  |
| ISW   | Food Banks  |  |    |  |
| USZ   | Other Public Services Not Listed in USA-05Y-03T                               |  |    |  |
|   |   | Total Number of Persons Benefitting:   |    |  |
|   |   | 4,763  |    |  |







| Accomplishment  |  | Number |
|---|--|--------|
| Actual Units Created or Refinanced                      |  | 0      |
| Household Nourishing Housing Assistance                 |  | 0      |
| Persons Served by Public Services and Public Facilities |  | 4,793  |
| Persons Served by Public Services and Public Facilities |  | 0      |
| Units Rehabilitated-Single Units                        |  | 0      |
| Units Rehabilitated-Multi-Unit Housing                  |  | 0      |

Funds Leveraged for Activities Completed: \$0.00

Notes

- Also, additional funds may have been available from prior years.
- The return of grant funds is not reflected in these expenditures.
- Derived by dividing annual expenditures for low- and moderate-income activities by the total expenditures for all activities (excluding planning and administration, except when State planning activities have a national objective) during the program year.
- For entitlement communities, these data are only for those activities that directly benefit low- and moderate-income persons or households. They do not include data for activities that provide assistance to low- and moderate-income persons on an area basis, activities that aid in the prevention and elimination of slums and blight, and activities that address urgent needs. For states, these data are reported for all activities that benefit low- and moderate-income persons or households, aid in the prevention and elimination of slums and blight, and address urgent needs.
- This number represents the total number of persons/households for whom services/activities were available for [in many cases, multiple and benefit activities as reported by grantees. A service or facility meeting the national objective of benefiting low- and moderate-income persons on an area basis is available to all residents of the area served by the activity. If one or more activities had the same or overlapping service areas, the number of persons served by each activity was used to calculate the total number of persons served. If one activity provided services that had the same service area as the number of persons in the service area would be counted twice, once for each activity.





U.S. Department of Housing and Urban Development  
Office of Community Planning and Development  
Integrated Disbursement and Information System

DATE: 11-19-24  
TIME: 10:03  
PAGE: 1

Current CDBG Timeliness Report  
Grantee: WATERSBURY, CT

| PGM<br>YEAR | START DATE | TEST DATE | TIMELINESS | CDBG GRANT AMT. | --- LETTER OF CREDIT BALANCE --- |                 | DRAW RATIO | MINIMUM DISBURSEMENT TO MEET TEST |           |
|-------------|------------|-----------|------------|-----------------|----------------------------------|-----------------|------------|-----------------------------------|-----------|
|             |            |           |            |                 | UNADJUSTED                       | ADJUSTED FOR PI |            | UNADJUSTED                        | ADJUSTED  |
| 2023        | 10-01-23   | 08-02-24  |            | 2,133,069.00    | 3,159,988.54                     | 3,166,943.02    | 1.48       | 1.48                              |           |
| 2024        | 10-01-21   | 08-02-25  |            | 2,193,333.00    | 4,564,700.28                     | 4,593,592.59    | 2.27       | 2.28                              | 1,694,701 |
|             |            |           |            |                 |                                  |                 |            |                                   | 1,703,593 |

NOTE: If \*\*\*\*\* appears in place of ratio, then ratio cannot be calculated because either the grantee's current year grant has not been obligated in LOCCS or the current program year start and end dates have not been entered in BIDS.




ESG Program Level Summary

| Grant Number | Total Grant Amount | Total Funds Committed | Total Funds Drawn | % of Grant Funds Committed | % of Grant Funds Drawn | % Remaining to Draw |
|--------------|--------------------|-----------------------|-------------------|----------------------------|------------------------|---------------------|
| 57-82-25011  | \$28,743.02        | \$172,720.00          | \$122,082.30      | 7.5%                       | 55.1%                  | 24.15%              |

ESG Program Components


| Activity Type           | Total Committed | % of Grant Committed | Total Drawn  | % of Grant Drawn |
|-------------------------|-----------------|----------------------|--------------|------------------|
| Shelter                 | \$112,340.00    | 64.5%                | \$103,000.00 | 59.6%            |
| Homeless Prevention     | \$27,850.00     | 16.1%                | \$25,000.00  | 13.7%            |
| Rapid Re-Housing        | \$22,800.00     | 12.6%                | \$23,000.00  | 12.6%            |
| Homeless Services       | \$10,000.00     | 5.8%                 | \$10,000.00  | 5.8%             |
| Administration          | \$10,000.00     | 5.8%                 | \$10,000.00  | 5.8%             |
| Funds Not Committed     | \$11,300.00     | 6.2%                 | \$10,000.00  | 5.8%             |
| Funds Remaining to Draw | \$11,300.00     | 6.2%                 | \$10,000.00  | 5.8%             |
| Total                   | \$172,720.00    | 100.0%               | \$122,082.30 | 70.7%            |





### 24-Month Grant Expenditure Deadline

WATERBURY, CT  
2023



PR91 - ESG Financial Summary

**Integrated Debutment and Information System**

Office of Community Planning and Development  
 21-0424  
 DATE 10/05  
 TIME

U.S. Department of Housing and Urban Development

---

Great Amount: \$196,749.40

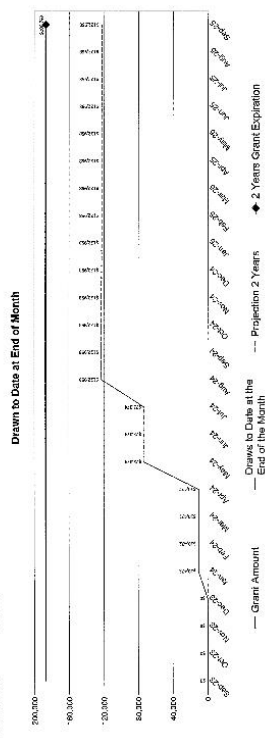
| Grant Number | Debits to Date | HUD Obligation Date | Expenditure Deadline | Days Remaining to Meet Requirement Date | Expenses Reported |
|--------------|----------------|---------------------|----------------------|---|-------------------|
| 2008-9906C13 | \$ -23,956.13  | 06/18/2023          | 08/15/2023           | 26                                      | 85%, FTE 2%       |

### 50% Cap on Emergency Shelter and Street Outreach

The cap refers to the total amount of the recipient's total year profit, allowed for emergencies shelter and direct outreach activities, is capped at 5% percent. The amount cannot exceed the greater of (1) 60% of the normal grant for the year, or (2) the amount of "total" year 2010 ESOP funds committed to homeless assistance work; or (Note: the HUD-GCC grants are currently exempt "only" the 60% - a fully cap restriction).

| Amount Committed to | Amount Committed to | Total Amount Committed         | % Committed to Shelter | 2019 Funds Committed to        | Total Drawn for Shelter and | % Drawn for Shelter and |
|---------------------|---------------------|--------------------------------|------------------------|--------------------------------|-----------------------------|-------------------------|
| Shelter             | Street Outreach     | to Shelter and Street Outreach | and Street Outreach    | Homeless Assistance Activities | Street Outreach             | Street Outreach         |
| \$12,343.00         | \$0.00              | \$12,343.00                    | 100%                   | \$395,322.00                   | \$75,626.56                 | 20%                     |

ESD Draws By Month (at the total grant level):  
Grant Amount: 100,742.00



| ESD Draws By Quarter (at the total grant level): |                       |                 |                                   |
|--|-----------------------|-----------------|-----------------------------------|
| Quarter End Date                                 | Draws to this Quarter | % Drawn to Date | % Drawn to Date at End of Quarter |
| 03/31/2023                                       | 0.00                  | 0.00%           | 0.00%                             |
| 06/30/2023                                       | 0.00                  | 0.00%           | 0.00%                             |
| 09/30/2023                                       | 0.00                  | 0.00%           | 0.00%                             |
| 12/31/2023                                       | 100,742.00            | 100.00%         | 100.00%                           |
| 03/31/2024                                       | 100,742.00            | 100.00%         | 100.00%                           |
| 06/30/2024                                       | 100,742.00            | 100.00%         | 100.00%                           |
| 09/30/2024                                       | 100,742.00            | 100.00%         | 100.00%                           |
| 12/31/2024                                       | 100,742.00            | 100.00%         | 100.00%                           |

**ESG Subrecipient Commitments and Draws by Activity Category:**[illegible]

ESO Subcontractors by Activity Category

| Activity Type | Subcontractor                         |
|---------------|---------------------------------------|
| Shelter       | OT VINCENT - DENAL                    |
|               | Sole Owner of State of Waterbury, Inc |
|               | Shelter Army Inc                      |
|               | The State of Connecticut              |
|               | The Soldiers Army                     |
|               | 124 Street - Social Mission           |

