BOARD OF ALDERMEN ADOPTED BUDGET

FOR THE FISCAL YEAR END JUNE 30, 2011

BUDGET 2010 - 2011

As Approved on June 9, 2010

TABLE OF CONTENTS

GENERAL FUND OPERATING BUDGET

BOARD APPROVALS

APPROVAL LETTER-CITY CLERK ADOPTED BUDGET AMENDMENTS AND RESOLUTIONS REGARDING FY11 BUDGET	1-25

MAYOR'S SUBMITTAL - ORIGINAL PROPOSAL

MAYOR'S LETTER OF SUBMITTAL	26-27
BUDGET TIME LINE - FY11	28
PROPOSED BUDGET RESOLUTIONS	29-43
BUDGET EXECUTIVE SUMMARY	44-62
MAJOR PROPOSED CHANGES -REVENUE	63-65
MAJOR PROPOSED CHANGES - APPROPRIATIONS	66-70
EXHIBIT A - APPROPRIATIONS (AS AMENDED BY BOA)	71-73
EXHIBIT B - ALLOCATION OF HEALTH & OTHER BENEFITS	74
EXHIBIT C - ALLOCATION OF WC & H&H BENEFITS	75
EXHIBIT D - ALLOCATION OF PENSION	76
EXHIBIT E - TOTAL DEPARTMENTAL COSTS	77-78
EXHIBIT F - DETAILED HEALTH FUND BUDGET	79
EXHIBIT G - SCHEDULE OF STATE AID	80
REVENUE CHART	81
APPROPRIATIONS CHART	82

BUDGET SUMMARIES

BUDGET SUMMARY	83
REVENUE SUMMARY	84
EXPENDITURE SUMMARY	85-87

REVENUE DETAIL

SCHEDULE OF ALL GENERAL FUND REVENUE	88-96

DEPARTMENT APPROPRIATION DETAIL

GENERAL GOVERNMENT

OFFICE OF THE MAYOR	97-99
BOARD OF ALDERMEN	100-102
LEGAL DEPARTMENT	103-107
CITY CLERK	108-112
TOWN CLERK	113-116
DEPT OF HUMAN RESOURCES	117-121
REGISTRAR OF VOTERS	122-126
CITY SHERIFF	127-129
PROBATE	130-131

FINANCE

DEPARTMENT OF FINANCE	132-139
ASSESSMENT	140-144
REVENUE COLLECTION	145-149
PURCHASING DEPARTMENT	150-154
INTERNAL AUDIT	155-158
OFFICE OF BUDGET CONTROL	159-162
INFORMATION TECHNOLOGY	163-168

PUBLIC SAFETY
POLICE DEPARTMENT 169-176
FIRE DEPARTMENT 177-184

PUBLIC WORKS
DEPARTMENT OF PUBLIC WORKS 185-213

PLANNING AND DEVELOPMENT
OFFICE OF THE CITY PLAN 214-219
DEPARTMENT OF INSPECTIONS 220-226

HUMAN SERVICES
DEPARTMENT OF PUBLIC HEALTH 227-232
SILAS BRONSON LIBRARY 233-238

OPERATING CHARGES - GENERAL FINANCIAL
DEBT AND SUNDRY 239-240
RETIREMENT BOARD 241

EDUCATION
DEPARTMENT OF EDUCATION* 242-250
*NOTE ADDITIONAL INFORMATION INCLUDED 251-265
(Original DOE budget submittal to Mayor)

ENTERPRISE FUNDS
WATER POLLUTION CONTROL 266-274
BUREAU OF WATER 275-283

BOARD APPROVALS

OFFICE OF THE CITY CLERK
MEMORANDUM

DATE: June 10, 2010

FROM: Board of Aldermen

TO: Mayor Michael J. Jarjura
Ofelia F. Matos; Budget Director

SUBJECT: Proposed Budget ~ Fiscal Year 2010~2011

At the reconvened regular meeting of the Board of Aldermen held on Wednesday, June 9, 2010, the Board voted by a 9 YEA ~ 6 NAY roll call vote to accept the recommendation of a majority of the Budget Subcommittee and **APPROVE**, as submitted, the Resolutions of the City of Waterbury's Proposed Budget for Fiscal Year 2010-2011.

Amendment to Resolution made by Alderman PICCOCHI, Seconded by Alderman PHELAN
To add $12,000.00 back into the Budget to cover the cost of taping the Board of Aldermen Meetings ~
All in Favor by Unanimous Voice Vote

ATTEST: Michael J. Dalton
City Clerk

YEAS: *Aldermen: Piccochi, Petteway, Brunelli, Napoli, Jr., Phelan, Begnal, Jr., Negron, Ciochetti, Pernerewski,Jr.*
NAYS: *Aldermen: Caiazzo, Booker, Jr., Burgio, Sr., De Pillo, Mulcahy, Padula*

MJD/pmd
OB#9

BOARD OF ALDERMEN

BUDGET RESOLUTIONS

RESOLUTIONS REGARDING THE IMPLEMENTATION OF THE FY11 BUDGETS FOR THE CITY OF WATERBURY'S GENERAL FUND, SEWER AND WATER ENTERPRISE FUNDS, AND CAPITAL IMPROVEMENT FUND

The resolutions included here have been **REVISED** to reflect the changes to be made to the Mayor's Proposed Budget for Fiscal Year of July 1, 2010 through June 30,2011 by the **FY10/11 Budget Amendments** proposed for adoption by the Board of Alderman at its meeting of June 9, 2010.

Package includes:

- Pages 2-6 – General Fund Budget Amendment forwarded by the Board of Alderman's Budget Subcommittee for Board of Alderman consideration
- Page 7 – Reprinting of Mill Rate computation showing necessary mill rate of 41.8184 at a budgeted current tax collection rate of 96.0%
- Page 8 – Recommended Budget Amendment for Sewer Enterprise Fund
- Page 9 – Recommended Budget Amendment for Water Enterprise Fund
- Page 10-11 – Resolution #1 making position count authorizations and appropriations to the various city departments
- Page 12 – Resolution #2 setting the mill rate for FY11 at 41.8184 and continuing the $200 limit for one annual bill on motor vehicle taxes
- Page 13 – Resolution #3 making appropriation for the Sewer Enterprise Fund with an FY 11 rate of $3.386 per CCF
- Page 14 – Resolution #4 making appropriations for Water Enterprise Fund with an FY 11 rate of $2.31 per CCF
- Pages 15-22 – Resolution #5 authorizing the fees and charges for FY11
- Page 23 – Resolution #6 authorizing the correction of mathematical errors and emergency transfers
- Pages 24-25 – Resolutions authorizing the appropriation and the program of proposed capital projects of the City of Waterbury's FY11 Capital Budget

City of Waterbury
FY10/11 Budget
PROPOSED BUDGET AMENDMENT

REVENUES	FY11 Mayor's Proposed Budget	FY11 BOA Budget	FY11 BOA Changes
Beginning Revenues			**$385,347,018**
Current Property Taxes	$215,539,544	$210,930,969	($4,608,575)
Contribution from Water - Indirect	$722,000	$685,900	($36,100)
Proposed Changes			($4,644,675)
Ending Revenues			**$380,702,343**

APPROPRIATIONS	FY11 Mayor's Proposed Budget	FY11 BOA Budget	FY11 BOA Changes
Beginning Appropriations			**$385,347,018**
Police Dept.			($370,000)
Fire Dept			($355,245)
Dept. of Public Works			($273,561)
Various Depts			($464,806)
Pension & Operating Charges			($1,181,063)
Education			($2,000,000)
Proposed Changes			($4,644,675)
Ending Appropriations			**$380,702,343**

FY10 Adopted Budget - Current tax	$201,255,512
FY11 - Original Proposed-Current tax	$215,539,544
Original Proposed Increase in tax	$14,284,032
Original Proposed Increase in tax	$14,284,032
BOA Amendment	($4,608,575)
Remaining Increase in tax	$9,675,457
FY10 Adopted Budget - Current tax	$201,255,512
FY11 - New Proposed - Current tax	$210,930,969
Remaining Increase in tax	$9,675,457
Necessary Mill Rate	41.8184

		Tax on $100K Assessment
Current Mill Rate	39.9202	$3,992
Proposed Mill Rate	41.8184	$4,182
Increase	1.90	$190
	4.8%	4.8%

City of Waterbury
FY10/11 Budget
PROPOSED BUDGET AMENDMENT

REVENUES	FY11 Mayor's Proposed Budget	FY11 BOA Budget	FY11 BOA Changes	
Beginning Revenues			**$385,347,018**	
Current Property Taxes	$215,539,544	$210,930,969	~~($4,608,575)~~	4,602,57
Contribution from Water - Indirect	$722,000	$685,900	($36,100)	
Proposed Changes			($4,644,675)	
Ending Revenues			**$380,702,343**	

APPROPRIATIONS	FY11 Mayor's Proposed Budget	FY11 BOA Budget	FY11 BOA Changes	Dept Total
Beginning Appropriations			**$385,347,018**	
Office of the Mayor				
Regular Salaries	$608,577	$585,111	($23,466)	
Professional Services	$36,000	$0	($36,000)	($59,466)
Board of Alderman				
Regular Salaries	$64,000	$48,000	($16,000)	
Registration Course and Fees	$500	$0	($500)	($16,500)
Legal Dept				
Regular Salaries	$1,004,489	$1,000,101	($4,388)	
Outside Legal Services	$700,000	$585,000	($115,000)	($119,388)
City Clerk				
Regular Salaries	$213,286	$211,286	($2,000)	
Overtime	$20,000	$9,000	($11,000)	
Advertising	$5,000	$4,000	($1,000)	($14,000)
Town Clerk				
Regular Salaries	$399,746	$397,746	($2,000)	
Temporary Salaries	$5,000	$4,000	($1,000)	
Office Supplies	$30,000	$25,000	($5,000)	($8,000)
Human Resources				
Regular Salaries	$747,940	~~$747,940~~ 744,940	$0	(-3,000)
Furniture & Furnishings	$1,000	$400	($600)	
Travel & Mileage	$1,000	$438	($562)	($1,162)
Registrar of Voters				
Regular Salaries	$236,848	$224,725	($12,123)	($12,123)
City Sheriff				
Car Allowance	$5,000	$4,150	($850)	($850)
Dept. of Finance				
Regular Salaries	$1,284,221	$1,231,021	($53,200)	
Office Supplies	$15,000	$14,000	($1,000)	
Office Equipment	$2,000	$1,000	($1,000)	
Dues & Publications	$1,950	$1,672	($278)	($55,478)
Assessment				
Regular Salaries	$804,829	$804,829	$0	$0

APPROPRIATIONS	FY11 Mayor's Proposed Budget	FY11 BOA Budget	FY11 BOA Changes	
Tax Collection				
Regular Salaries	$1,004,091	$1,004,091	$0	$0
Purchasing				
Overtime	$500	$0	($500)	
Travel	$2,500	$0	($2,500)	($3,000)
Internal Audit				
Regular Salaries	$145,088	$142,538	($2,550)	($2,550)
Budget Control				
Regular Salaries	$168,748	$166,594	($2,154)	($2,154)
Information Technology				
Regular Salaries	$730,081	$730,081	$0	
Service Maintenance Contracts	$18,000	$8,000	($10,000)	
Computer Equipment Maint. Contracts(1/2 of Rec)	$279,069	$259,069	($20,000)	
Wide Area Network	$94,184	$91,054	($3,130)	
Software	$5,000	$4,000	($1,000)	
Travel	$5,000	$3,500	($1,500)	($35,630)
Police Dept.				
Regular Salaries (Additional Vacancies)	$20,117,764	$19,878,999	($238,765)	
Overtime (per Reduction Plan)	$2,000,000	$1,970,000	($30,000)	
Temporary Salaries	$120,000	$60,000	($60,000)	
Repairs & Maintenance Services	$90,000	$83,337	($6,663)	
Custodial	$15,697	$9,625	($6,072)	
Security/Safety	$95,000	$90,000	($5,000)	
Telephone Services	$42,611	$32,611	($10,000)	
Fuel	$402,500	$399,000	($3,500)	
Janitorial Supplies	$27,250	$24,750	($2,500)	
Repairs & Maintenance Supplies	$2,875	$1,375	($1,500)	
Photography & Figerprinting Supplies	$25,000	$22,000	($3,000)	
Operating Equipment	$40,000	$37,000	($3,000)	($370,000)
Fire Dept.				
Regular Salaries	$15,715,860	$15,710,615	($5,245)	
Overtime (per Reduction Plan)	$1,450,000	$1,150,000	($300,000)	
Electricity	$99,465	$84,465	($15,000)	
Natural Gas	$127,375	$112,375	($15,000)	
Fuel	$100,000	$90,000	($10,000)	
Buildings Improvements	$50,000	$40,000	($10,000)	($355,245)
Dept. of Public Works				
DPW Director's Office				
Regular Salaries	$521,411	$517,462	($3,949)	
Communications	$97,149	$91,049	($6,100)	
Printing Services	$1,500	$500	($1,000)	
Office Supplies	$8,000	$8,000	$0	
Bureau of Engineering				
Regular Salaries (Vacant Engineer I)	$1,059,396	$1,032,746	($26,650)	
Regular Salaries (Filled MEO 1)	$1,002,006	$1,002,006	$0	
Temporary Salaries (Filled PT Eng. II)	$0	$26,650	$26,650	
Training	$2,000	$1,000	($1,000)	
Travel	$500	$0	($500)	

APPROPRIATIONS	FY11 Mayor's Proposed Budget	FY11 BOA Budget	FY11 BOA Changes	
Bureau of Parks				
Regular Salaries	$1,348,016	$1,348,016	$0	
Overtime	$200,000	$180,000	($20,000)	
Seasonal	$69,716	$59,716	($10,000)	
Electricity	$215,000	$205,000	($10,000)	
Repairs & Maintenance Services	$50,000	$45,500	($4,500)	
Recreational Supplies	$3,000	$7,500	$4,500	
Bureau of Public Buildings				
Regular Salaries	$724,906	$724,906	$0	
Overtime	$30,000	$25,000	($5,000)	
Salt & Sand Supplies	$1,000	$0	($1,000)	
Bureau of Leisure Services				
Professional Services	$55,000	$0	($55,000)	
Security/Safety	$40,000	$5,000	($35,000)	
Culture	$8,000	$5,000	($3,000)	
Travel	$1,000	$0	($1,000)	
Bureau of Central Vehicle Maintenance				
Regular Salaries	$965,731	$965,731	$0	
Overtime	$70,000	$65,000	($5,000)	
Training	$3,512	$2,000	($1,512)	
Repairs & Maintenance	$215,000	$200,000	($15,000)	
Operations	$5,000	$2,000	($3,000)	
Auto Parts	$420,000	$410,000	($10,000)	
Specialized Equipment	$5,000	$2,500	($2,500)	
Bureau of Refuse				
Cothing Allowance	$18,000	$17,000	($1,000)	
Rcycling	$35,000	$30,000	($5,000)	
Bureau of Streets				
Cothing Allowance	$6,000	$5,100	($900)	
Buildings & Grounds	$1,600	$0	($1,600)	
Operations	$235,000	$220,000	($15,000)	
Street Lighting	$1,262,100	$1,202,100	($60,000)	
Travel & Mileage	$500	$0	($500)	
Mark Lane Facility				
Regular Salaries	$213,991	$213,991	$0	($273,561)
City Planning				
Regular Salaries	$365,965	$351,990	($13,975)	
Training	$2,000	$1,000	($1,000)	
Telephone	$2,500	$0	($2,500)	
Advertising	$17,000	$14,000	($3,000)	
Dues & Publications	$2,010	$440	($1,570)	($22,045)
Dept. of Inspections				
Regular Salaries	$742,970	$742,510	($460)	
Office Equipment	$10,000	$5,000	($5,000)	($5,460)
Dept. of Health				
Regular Salaries	$3,080,104	~~$3,080,104~~ 3,077,104	$0 (-3000)	$0
Silas Bronson Library				
Office Supplies	$12,000	$6,000	($6,000)	
Gasoline	$2,000	$1,000	($1,000)	
Operating Equipment/Books	$300,000	$200,000	($100,000)	($107,000)

APPROPRIATIONS	FY11 Mayor's Proposed Budget	FY11 BOA Budget	FY11 BOA Changes	
Operating Charges				($1,463,612)
Transfer to WDC	$715,000	$610,000	($105,000)	
Auditing Services	$121,550	$92,550	($29,000)	
Professional Services	$122,000	$98,000	~~($24,000)~~ -12,000	
Contribution to Chamber of Commerce	$125,000	$100,000	($25,000)	
Contribution to Main Street Foundation	$80,000	$65,000	($15,000)	
Contribution to Waterbury Youth Services	$75,000	$70,000	($5,000)	
Salary Adjustment Savings	$0	($78,000)	($78,000)	
Retirement Board				
Pension Contribution - ARC	$16,765,993	$15,865,930	($900,063)	($1,181,063)
Department of Education				
General Fund Appropriation	$157,625,000	$155,625,000	($2,000,000)	($2,000,000)
Proposed Changes			($4,644,675)	($4,644,675)
Ending Appropriations		380,708,343	~~$380,702,343~~	
		Difference	**$0**	

FY10 Adopted Budget	$373,927,596
FY11 - Original Proposed Budget	$385,347,018
Original Proposed Increase	$11,419,422
Original Proposed Percentage of Increase	3.05%
FY10 Adopted Budget (Current Year Budget)	$373,927,596
New Proposed FY11 Budget	$380,702,343
New Proposed Increase	$6,774,747
New Proposed Percentage of Increase	1.81%
FY10 Adopted Budget - Current tax	$201,255,512
FY11 - Original Proposed Budget - Current tax	$215,539,544
Original Proposed Increase in tax	$14,284,032
Original Proposed Increase in tax	$14,284,032
BOA Amendment	($4,608,575)
Remaining Increase in tax	$9,675,457
FY10 Adopted Budget - Current tax	$201,255,512
FY11 - New Proposed Budget - Current tax	$210,930,969
Remaining Increase in tax	$9,675,457
Needed Mill Rate	41.8184

City of Waterbury
FY010/11 Budget
BUDGET AMENDMENT

MILL RATE COMPUTATION - ORIGINAL	FY11
OCTOBER 1, 2009 GRAND LIST - NET OF EXEMPTIONS	$5,280,973,988
PROJECTION FOR LOSS THROUGH APPEALS (.15%)	($7,921,461)
ESTIMATE OF TAXABLE GRAND LIST (NET OF .15%)	$5,273,052,527
100% OF TAX LEVY AT **42.7288** MILLS	$225,311,207
TAX CREDITS FOR ELDERLY & DISABLED	($792,000)
LEVY NET OF TAX CREDITS	$224,519,207
PROJECTED 96.0% COLLECTION RATE OF NET LEVY	$215,538,439

VALUE OF 1 MILL ($215.5M divided by 42.73 mills) $5,044,336

Mayor's Current Tax Amount	$215,538,439
BOA Changes	($4,608,575)
New Current Tax number	$210,929,864
	$210,929,875
Amount still needed	-$11

MILL RATE COMPUTATION - BOA PROPOSED	FY11
OCTOBER 1, 2009 GRAND LIST - NET OF EXEMPTIONS	$5,280,973,988
PROJECTION FOR LOSS THROUGH APPEALS (.15%)	($7,921,461)
ESTIMATE OF TAXABLE GRAND LIST (NET OF .15%)	$5,273,052,527
100% OF TAX LEVY AT **41.8184** MILLS	$220,510,620
TAX CREDITS FOR ELDERLY & DISABLED	($792,000)
LEVY NET OF TAX CREDITS	$219,718,620
PROJECTED 96.0% COLLECTION RATE OF NET LEVY	$210,929,875

VALUE OF 1 MILL ($209.63M divided by 41.82 mills) $5,043,949

		Tax on $100K Assessment
Original Budget Proposal		
Current Mill Rate	39.9202	$3,992
Original Mill Rate	42.7288	$4,273
Increase	2.81	$281
	7.0%	7.0%
Value of Amendment 1		
Current Mill Rate	39.9202	$3,992
Proposed Mill Rate	41.8184	$4,182
Increase	1.90	$190
	4.8%	4.8%

City of Waterbury
FY10/11 Budget
PROPOSED BUDGET AMENDMENT

SEWER ENTERPRISE FUND

REVENUES	FY11 Mayor's Proposed Budget	FY11 BOA Budget	FY11 BOA Changes
Beginning Revenues			**$20,365,705**
Sewer Use Charges (No increase)	$7,704,083	$7,698,915	($5,168)
Proposed Changes			($5,168)
Ending Revenues			**$20,360,537**

APPROPRIATIONS	FY11 Mayor's Proposed Budget	FY11 BOA Budget	FY11 BOA Changes
Beginning Appropriations			**$20,365,705**
Regular Salaries-Mgmt Savings	$2,409,753	$2,404,585	($5,168)
Proposed Changes			($5,168)
Ending Appropriations			**$20,360,537**
		Difference	**$0**

City of Waterbury
FY10/11 Budget
PROPOSED BUDGET AMENDMENT

WATER ENTERPRISE FUND

REVENUES	FY11 Mayor's Proposed Budget	FY11 BOA Budget	FY11 BOA Changes
Beginning Revenues			**$12,795,698**
Current Year's Water Rents (4.5% increase)	$10,907,912	$10,688,749	($219,163)
Proposed Changes			($219,163)
Ending Revenues			**$12,576,535**

APPROPRIATIONS	FY11 Mayor's Proposed Budget	FY11 BOA Budget	FY11 BOA Changes
Beginning Appropriations			**$12,795,698**
Regular Salaries-Mgmt Savings	$3,240,055	$3,231,599	($8,456)
Regular Salaries-Defer Hirings	$3,231,599	$3,130,931	($100,668)
Contribution to Health (Fringes)	$1,195,468	$1,121,529	($73,939)
Contribution to General Fund (Indirect)	$722,000	$685,900	($36,100)
Proposed Changes			($219,163)
Ending Appropriations			**$12,576,535**
		Difference	**$0**

BUDGET SUBCOMMITTEE. FAVORABLE. SCHEDULE OF APPROPRIATIONS

RESOLUTION #1

A RESOLUTION MAKING APPROPRIATIONS FOR OPERATING DEPARTMENTS OF THE CITY OF WATERBURY FOR THE ENSUING FISCAL YEAR PURSUANT TO §9B-3(c) OF THE CHARTER OF THE CITY OF WATERBURY.

BE IT RESOLVED by the Board of Aldermen of the City of Waterbury that the sums hereinafter enumerated are hereby appropriated for the operating expenses of the departments, boards, agencies and commissions of the City of Waterbury for the period July, 1, 2010 through June 30, 2011, as follows:

Appropriation By Department	Budget Authorized FT Positions	Personal Services Costs	All Non Personnel Costs	Total Dept. Appropriation
GENERAL GOVERNMENT				
MAYOR'S OFFICE	9	$585,111	$50,000	$635,111
BOARD OF ALDERMAN	0	$48,000	$0	$48,000
LEGAL DEPT.	15	$1,036,111	$672,250	$1,708,361
CITY CLERK	5	$220,691	$11,800	$232,491
TOWN CLERK	11	$404,746	$178,750	$583,496
HUMAN RESOURCES	13	$749,945	$105,238	$855,183
REGISTAR OF VOTERS	5	$318,430	$39,600	$358,030
CITY SHERIFF	0	$11,931	$4,150	$16,081
PROBATE	0	$0	$191,500	$191,500
SUBTOTAL	58	$3,374,965	$1,253,288	$4,628,253
FINANCE				
DEPT OF FINANCE	23	$1,242,936	$66,922	$1,309,858
ASSESSMENT	15	$815,869	$54,400	$870,269
TAX COLLECTOR	25	$1,012,656	$270,720	$1,283,376
PURCHASING DEPT	4	$220,630	$23,200	$243,830
AUDIT	2	$142,538	$2,500	$145,038
BUDGET	2	$166,594	$3,000	$169,594
INFORMATION TECHNOLOGY	12	$732,586	$750,023	$1,482,609
SUBTOTAL	83	$4,333,809	$1,170,765	$5,504,574
PUBLIC SAFETY				
POLICE SERVICES DEPT.	378	$22,996,899	$2,540,710	$25,537,609
FIRE SERVICES DEPT.	258	$17,660,858	$1,296,055	$18,956,913
SUBTOTAL	636	$40,657,757	$3,836,765	$44,494,522
PUBLIC WORKS				
DEPT OF PUBLIC WORKS	190	$10,139,654	$8,924,366	$19,064,020
SUBTOTAL	190	$10,139,654	$8,924,366	$19,064,020
PLANNING AND DEVELOPMENT				
CITY PLAN	7	$356,990	$39,019	$396,009
DEPT. OF INSPECTIONS	14	$747,985	$51,500	$799,485
SUBTOTAL	21	$1,104,975	$90,519	$1,195,494

BUDGET SUBCOMMITTEE. FAVORABLE. SCHEDULE OF APPROPRIATIONS

RESOLUTION #1

A RESOLUTION MAKING APPROPRIATIONS FOR OPERATING DEPARTMENTS OF THE CITY OF WATERBURY FOR THE ENSUING FISCAL YEAR PURSUANT TO §9B-3(c) OF THE CHARTER OF THE CITY OF WATERBURY.

HUMAN SERVICES				
HEALTH DEPARTMENT	83	$3,206,979	$152,570	$3,359,549
SILAS BRONSON LIBRARY	32	$1,512,364	$496,104	$2,008,468
SUBTOTAL	115	$4,719,343	$648,674	$5,368,017
OPERATING CHARGES				
DEBT AND SUNDRY	0	$0	$100,641,019	$100,641,019
SUBTOTAL	0	$0	$100,641,019	$100,641,019
RETIREMENT BOARD				
PENSION PLAN CONT.	0	$0	$44,181,444	$44,181,444
SUBTOTAL	0	$0	$44,181,444	$44,181,444
GENERAL GOVT	**1103**	**$64,330,503**	**$160,746,840**	**$225,077,343**
EDUCATION				
DEPARTMENT OF EDUCATION*	2214	$0	$155,625,000	$155,625,000
SUBTOTAL	**2214**	**$0**	**$155,625,000**	**$155,625,000**
GENERAL FUND	**3317**	**$64,330,503**	**$316,371,840**	**$380,702,343**

*THESE ARE DOE NUMBER OF POSITIONS AS REQUESTED BY BOE

BUDGET SUBCOMMITTEE. FAVORABLE. TAX LEVY AND APPROPRIATING RESOLUTION FOR FISCAL YEAR 2010-11

RESOLUTION #2

A RESOLUTION APPROVING THE TAX LEVY AND APPROPRIATIONS FOR OPERATING DEPARTMENTS OF THE CITY OF WATERBURY FOR THE ENSUING FISCAL YEAR, PURSUANT TO §9B-3(c) OF THE CHARTER OF THE CITY OF WATERBURY.

WHEREAS: the Mayor of the City of Waterbury has made estimates of the amount of money necessary to appropriate for the expenditures of the City during the next fiscal year, beginning July 1, 2010 through June 30, 2011, and has classified such expenditures under appropriate heads and departments, as more fully appears in "Appropriating Resolution #1, An Ordinance Making Appropriations for Operating Departments of the City of Waterbury for the Fiscal Year July 1, 2010 through June 30, 2011", and

WHEREAS: said Appropriating Resolution #1, after publication of the Budget and due hearing and consideration thereof pursuant to the provisions of the Charter of the City, has been enacted by the Board of Aldermen of the City of Waterbury; and

WHEREAS: the Net Taxable Grand List of October 1, 2009 of property in the City of Waterbury, is estimated at **$5,280,973,988**, of which it is estimated **96.0%** of the levy will be collected.

NOW, THEREFORE, BE IT RESOLVED by the Board of Aldermen of the City of Waterbury that:

1) The taxes for said next fiscal year at the rate of taxation recommended to this Board by the Mayor, to wit, a **rate of 41.8184** mills upon the ratable estimates within the limits of the City of Waterbury, be and the same hereby are laid and levied to meet said expenses.
2) Said taxes shall become due on July 1, 2010 and shall be payable in two semiannual installments from that date: namely, July 1, 2010 and January 1, 2011. However, any tax of <u>less than two hundred dollars ($200)</u> shall be due and payable in one single installment on July 1, 2010. Further, the tax on any motor vehicles registered with the Commissioner of Motor Vehicles subsequent to October 1, 2009 shall be due and payable in a single installment on January 1, 2011 as provided in §12-71b of the General Statutes of Connecticut, Revision of 1958 as amended.
3) Pursuant to §12-144c of the General Statutes of Connecticut, Revision of 1958 as amended, (a) any property tax due in an amount less than five dollars ($5.00) is waived, and (b) any property tax that remains due on an account after the receipt of payment and that is less than two dollars ($2.00) is waived.
4) The receipts from taxes levied to meet the expenses of the City for the next fiscal year beginning July 1, 2010 through June 30, 2011, and also such miscellaneous revenues received by the City in said year, and not designated by law or regulation to be appropriated to other purposes, shall be and the same hereby are appropriated to meet the estimated general expenses of the City as contained in said Appropriating Resolution #1 as approved by this Board.
5) Revenues received by the City for the next fiscal year beginning July 1, 2010 through June 30, 2011 in excess of the total appropriations for the general expenses of the City as contained in said Appropriating Resolution #1 shall not be expended or encumbered without approval by the Mayor and Board of Aldermen.

BUDGET SUBCOMMITTEE. FAVORABLE. SCHEDULE OF APPROPRIATIONS

RESOLUTION #3

A RESOLUTION MAKING APPROPRIATIONS FOR THE ENSUING FISCAL YEAR FOR THE SEWER ENTERPRISE FUND OF THE CITY OF WATERBURY

BE IT RESOLVED by the Board of Aldermen of the City of Waterbury that the sums hereinafter enumerated are hereby appropriations and resources for the Water Pollution Control Enterprise Fund of the City of Waterbury for the fiscal year July 1, 2010 through June 30, 2011, as submitted to this Board by the Mayor of this City, and as published by this Board, be they hereby approved and adopted, as amended, by this Board and upon the basis of such estimates of the expenses, liabilities and resources of the City of Waterbury Water Pollution Control Facility Enterprise Fund for the Fiscal Year commencing July 1, 2010 and ending June 30, 2011, for the purposes and accounts set forth:

Resources	$20,360,537
Appropriations	$20,360,537

BE IT ALSO RESOLVED by the Board of Aldermen of the City of Waterbury that the sums hereby enumerated as appropriations and resources for the Water Pollution Control Fund of the City of Waterbury for the fiscal year July 1, 2010 through June 30, 2011, necessitate a rate of $3.386 per CCF which is hereby authorized by the Board of Aldermen

BUDGET SUBCOMMITTEE. FAVORABLE. SCHEDULE OF APPROPRIATIONS

RESOLUTION #4

A RESOLUTION MAKING APPROPRIATIONS FOR THE ENSUING FISCAL YEAR FOR THE WATER ENTERPRISE FUND OF THE CITY OF WATERBURY

BE IT RESOLVED by the Board of Aldermen of the City of Waterbury that the sums hereinafter enumerated are hereby appropriations and resources for the Water Fund of the City of Waterbury for the fiscal year July 1, 2010 through June 30, 2011, as submitted to this Board by the Mayor of this City, and as published by this Board, be and they hereby approved and adopted, as amended, by this Board and upon the basis of such estimates of the expenses, liabilities and resources of the City of Waterbury Water Enterprise Fund for the Fiscal Year commencing July 1, 2010 and ending June 30, 2011, for the purposes and accounts set forth:

Resources	$12,576,535
Appropriations	$12,576,535

BE IT ALSO RESOLVED by the Board of Aldermen of the City of Waterbury that the sums hereby enumerated as appropriations and resources for the Water Fund of the City of Waterbury for the fiscal year July 1, 2010 through June 30, 2011, necessitate a rate of $2.31 per CCF which is hereby authorized by the Board of Aldermen

BUDGET SUBCOMMITTEE. FAVORABLE. SCHEDULE OF FEES AND CHARGES

RESOLUTION #5

A RESOLUTION ADOPTING THE SCHEDULE OF FEES AND CHARGES FOR SERVICES, LICENSES AND OTHER PURPOSES OF THE CITY OF WATERBURY FOR THE ENSUING FISCAL YEAR

WHEREAS Section 41.11 of the "Ordinance regarding fees and charges" states that "The Mayor shall propose and the Board of Alderman shall approve, in conjunction with the adoption of the annual budget, a schedule of fees and charges for services, licenses and other purposes of the City for the ensuing fiscal year, commencing on July 1. Said fees shall be established in accordance with the laws of the State of Connecticut and best practices in the applicable field."

BE IT RESOLVED by the Board of Alderman of the City of Waterbury to approve the Department Heads of the City of Waterbury to use the State provided schedule of fees and charges where those fees and charges are mandated by the laws of the State of Connecticut for the Fiscal Year commencing July 1, 2010 and ending June 30, 2011.

BE IT RESOLVED by the Board of Alderman of the City of Waterbury to approve the Department Heads of the City of Waterbury to use the hereby enumerated schedule of fees and charges where those fees and charges are subject to Board of Alderman approval for the Fiscal Year commencing July 1, 2010 and ending June 30, 2011.

Office Of The City Clerk	**FY11**
Copy of Charter	$30.00
Copy of Operating Budget	$20.00
Copy of Capital Budget	$10.00
Copy of Three-Year Financial Plan	$10.00
Digital Copy of Charter	$15.00

City Planning Department

Land Use Approvals (Subject to State Fee)

Subdivision/Re-subdivision	$600 plus $150 per lot in excess of four lots
Commission Action Where Public Hearing is Held	$600.00
Commission Action Where No Public Hearing is Held	$250.00
Wetlands Permit Issued by Wetlands Agent	$250.00
Zoning Permit (includes Wetlands Certificate of Compliance Review)	$250.00
NOTE: All Land use applications involve a mandated State of CT fee in addition to the amounts shown above (currently $60).	Amount set by State Statute

Departmental Services

Zoning & Wetlands Certificate of Compliance associated with a Building Permit - Includes CO review.	$100.00
Zoning Certificate of Compliance associated with a State Liquor Permit	$100.00
ZEO Certificate of Nonconformity	$35.00
Generalized Consideration of Zoning Compliance	$35.00

RESOLUTION #5

A RESOLUTION ADOPTING THE SCHEDULE OF FEES AND CHARGES FOR SERVICES, LICENSES AND OTHER PURPOSES OF THE CITY OF WATERBURY FOR THE ENSUING FISCAL YEAR

Hard Copy of Zoning, Subdivision or IWWC Regulations	$25 Each; Maps $5 each
Inspection and Administrative Fee for Bonded Improvements or Regulatory Escrow Accounts	5% of Cost of All Improvements Requiring a Bond or subject to Escrow Account
PUBLIC HEARING SIGN DEPOSIT - *(This check is held and returned to the applicant if the sign is returned within 10 business days after the close of the public hearing.)*	$500.00 per sign
Copies	$0.50 per page
Copies of Maps or Drawings	$5.00 each

ALL FEES ARE TO BE COLLECTED AT THE TIME THE APPLICATION IS MADE.

Department Of Inspections

Building Permits	
First $1000 Of Estimated Project Cost	$25.00
Each Additional $1000 Of Estimated Project Cost	$25.00
Electrical Permits	
First $1000 Of Estimated Project Cost	$25.00
Each Additional $1000 Of Estimated Project Cost	$25.00
Plumbing Permits	
First $1000 Of Estimated Project Cost	$25.00
Each Additional $1000 Of Estimated Project Cost	$25.00
Heating Permits	
First $1000 Of Estimated Project Cost	$25.00
Each Additional $1000 Of Estimated Project Cost	$25.00
Sign Permits	
First $1000 Of Estimated Cost	$25.00
Each Additional $1000 Of Estimated Cost	$25.00
Penalty Fee For Work Started Without a Permit	$200.00
Sign Licenses	$35.00
Sign Licenses Renewal	$25.00
Certificate Of Occupancy	$25.00
Duplicate Certificate Of Occupancy	$15.00

Department Of Public Health

Environmental Division

Application fee for Food Service Establishment, Pools, and Rooming Houses	$50.00
Private Sewage Disposal System Permit Fee	$500.00
Annual Fee For Public Pools and Spas	$200.00
Fine: If Annual or Re-inspection Fees For Public Pools and Spas Are Not Paid Within Seven Days Of Due Date	$200.00

RESOLUTION #5

A RESOLUTION ADOPTING THE SCHEDULE OF FEES AND CHARGES FOR SERVICES, LICENSES AND OTHER PURPOSES OF THE CITY OF WATERBURY FOR THE ENSUING FISCAL YEAR

Annual Fee For Self-Contained Trucks Or Vans Vending Food	$100.00
Re-inspection Fee For Self-Contained Trucks Or Vans Vending Food	$100.00
Fine: If Annual or Re-inspection Fees For Self-Contained Trucks Or Vans Vending Food Are Not Paid Within Seven Days After Due Date	$100.00
Annual Permit For Restaurant	$100.00
Re-inspection Fee for Restaurant	$100.00
Fine: If Annual or Re-inspection Fees For Restaurant Are Not Paid Within Seven Days Of Due Date	$100.00
Fee For Temporary Food Vending Permit	$50.00
Annual Fee For Supermarket Or Grocery Store:	
Up to 1500 Square Feet	$150.00
1501 to 2999 Square Feet	$300.00
3000 Square Feet And Over	$750.00
Note: Fee For Re-Inspection of Supermarket Or Grocery Store Equals Permit Fee	
Fine: If Supermarket And Grocery Store Permits Are Not Paid Within One Month Of Due Date	
Up to 1500 Square Feet	$150.00
1501 to 2999 Square Feet	$300.00
3000 Square Feet And Over	$750.00
Rooming House/Group Home Licenses	$100.00
Fine: If Rooming House/Group Home Licenses or Re-inspection Fees Are Not Paid Within Seven Days Of Due Date	$100.00
Fee For Processing New Application For All Permitted Facilities To Include Application, Plan Review, and Preoperational Inspection	$100.00
Institutional Inspection Fee For Large Food Preparation Facilities	$500.00
Institutional Re-Inspection Fee For Large Food Preparation Facilities	$500.00
Fine: For Institutional Inspection Fees or Re-inspection Fees If Fees Not Paid Within Seven Days Of Due Date	$500.00
Annual Fee For Vending Machine Operator	$100.00
Fine If Annual Vending Machine Operator Fee Is Not Paid Within Seven Days Of Due Date	$100.00
Well Permit Fee	$100.00
Application/Plan Review For Barbershop/Hairdresser's Establishment	$50.00
Annual Permit For Barbershop/Hairdresser's Establishment	$100.00
Annual Re-inspection Fee Barbershop/Hairdresser's Establishment	$100.00

RESOLUTION #5

A RESOLUTION ADOPTING THE SCHEDULE OF FEES AND CHARGES FOR SERVICES, LICENSES AND OTHER PURPOSES OF THE CITY OF WATERBURY FOR THE ENSUING FISCAL YEAR

Fine If Annual Fee For Barbershop/Hairdresser Is Not Paid Within Seven Days Of Due Date	$100.00
Nursing Division	
Adult Immunizations	$20.00
PPD'S (Purified Protein Derivative) (Tuberculosis Screening)	$15.00
Hepatitis B	$45.00

Department Of Public Works

Storm Sewer Hook-Up Permit	$25.00
Street Opening Permit	$50.00
Dumpster Permit	$20.00
Scaffolding Permit	$5.00
Replacement of Refuse Bin	$55.00
GIS Tile Disk Copies	$50.00
GIS Topography Print of Mylar	$10.00
GIS Color Original Maps	$40.00
GIS Data	$2,500 and up
Map Copies	$5.00
Recycling Leaf Bag Sales (3 for $1)	$0.33
Refuse NEDA Disposal Fee*	$115 per ton

*Fee assessed on residents after first two dumps; on commercial entities and on non-residents for every dump

Police Services Department

False Alarm Fines	
First Three incidents (No Charge)	$0.00
4th Offense	$25.00
5th Offense	$50.00
6th or More Offenses	$75.00
Parking Fines	
Overtime Parking	$10.00
Parking More than 12" from Curb	$10.00
Occupying More than One Space	$10.00
Parking Wrong Side of Road	$10.00
Double Parking	$25.00
Parking at Loading Zone	$25.00
Restricted Parking Area	$25.00
Obstructing Sidewalk	$25.00
Obstructing Mail Drops	$25.00
Within 10 Feet of Fire Hydrant	$25.00
Obstructing View of Stop Sign	$25.00
Parking Within 25 Feet of Corner	$25.00

RESOLUTION #5

A RESOLUTION ADOPTING THE SCHEDULE OF FEES AND CHARGES FOR SERVICES, LICENSES AND OTHER PURPOSES OF THE CITY OF WATERBURY FOR THE ENSUING FISCAL YEAR

Fire Lane	$25.00
Truck Parking in Residential Zone	$25.00
Handicapped Parking	$150.00
Parking During a Snow Emergency	$150.00

Fire Services Department

Bureau of Fire Prevention Fees:

Plan & Review:	
First $10,000 of Project Cost	$52.50
Every $10,000 thereafter	$5.25
Re-submittal	N/C
Site Plans	$26.25
Exploratory/Demo	$26.25
Certificate of Inspection (w/o plan review)	$78.75
Additional Certificate of Occupancy	$26.25
Hood Systems	
Hood Plans	$26.25
Hood Suppression Plans	$26.25
Annual Licensing Inspections	
Liquor License<50 Occupants	$52.50
Liquor License>50-299 Occupants	$78.75
Liquor License>300 Occupants	$105.00
Skilled Nursing Facility/Healthcare	$185.00
Hospital License	$315.00
Hotel/Motel> 100 Rooms	$157.50
Hotel/Motel< 100 Rooms	$78.75
Group Home License	$52.50
Rooming House License	$52.50
Day Care License	$52.50
Business License	$52.50
Theatre License	$157.50
Gas Station Inspection	$134.40
Tank Truck Inspection	$52.50
Remote Propane Fill Locations	$26.25
Propane or Oil Storage Facility	$135.00
Separators	$21.00
Private Fleet Dispensing Locations	$26.25
Permits	
Tent Permit	$52.50
Tank Installation/Removal Permit	$115.50
Abandonment Permit	$115.50
Blasting Permit	$31.50

RESOLUTION #5

A RESOLUTION ADOPTING THE SCHEDULE OF FEES AND CHARGES FOR SERVICES, LICENSES AND OTHER PURPOSES OF THE CITY OF WATERBURY FOR THE ENSUING FISCAL YEAR

Fire Works	$115.50
Festival & Carnival Permits	$105.00
Propane Change out	$21.00
20lb. LPG	N/C
Reports	
NFIRS Reports	$10.50
Fire Investigation Reports (non-victim)	$42.00
Copies (per page)	$1.00
Reports for Victims	N/C
Bureau of Emergency Services	
Utility Stand-by (per hour, 1 hour minimum)	$262.50
False Alarm Response (greater than 1 time in 12 months)	$52.50

Hazardous Materials:

Any spiller in the City of Waterbury shall be responsible for the burden of actual cost of all labor and materials pertaining to response and mitigation of the incident. Fire Department mitigation shall be determined complete upon termination of command. Spiller shall be billed for actual per hour costs and actual cost of all disposable and/or damaged equipment. Hourly cost shall begin upon Fire Department activation and conclude upon termination of incident command.

Department of Education

Rental of School Facilities by a For Profit Organization

Auditorium/Gymnasium & Cafeteria with Kitchen (cafeteria worker required for cafeteria with kitchen rental)	$1,000 for 4 hours $200 for each additional hour $39.00 an hour (maintainer)
Sound & Lighting Fees (City electrician(s) as needed must be on hand, even if performers have their own lighting person	$52.00 an hour
Cafeteria/Classroom	$48.00 an hour
Pool	$71.00 an hour
Security Deposit (in the event of multiple building or event use, one security deposit per organization is sufficient)	$500.00

Rental of School Facilities by a Non-Waterbury Tax Exempt Organization

Auditorium/Gymnasium & Cafeteria with Kitchen (cafeteria worker required for cafeteria with kitchen rental)	$750 for 4 hours $150 for each additional hour $39.00 an hour (maintainer)

RESOLUTION #5

A RESOLUTION ADOPTING THE SCHEDULE OF FEES AND CHARGES FOR SERVICES, LICENSES AND OTHER PURPOSES OF THE CITY OF WATERBURY FOR THE ENSUING FISCAL YEAR

Sound & Lighting Fees (City electrician(s) as needed must be on hand, even if performers have their own lighting person	$52.00 an hour
Cafeteria/Classroom	$48.00 an hour
Pool	$71.00 an hour
Security Deposit (in the event of multiple building or event use, one security deposit per organization is sufficient)	$500.00

Rental of School Facilities by a Waterbury Non Profit & Tax Exempt Organization

Auditorium/Gymnasium & Cafeteria with Kitchen (cafeteria worker required for cafeteria with kitchen rental)	$39.00 an hour (maintainer)
Sound & Lighting Fees (City electrician(s) as needed must be on hand, even if performers have their own lighting person	$52.00 an hour
Cafeteria/Classroom	$48.00 an hour
Pool	$71.00 an hour
Security Deposit (in the event of multiple building or event use, one security deposit per organization is sufficient)	$250.00

Fees are subject to waiver by the Board of Education, which considers such requests on a case-by-case basis. No fees are assessed for facility use by a City Department.

Water Pollution Control

Sewer Hook-Up Permit - Per Residential Unit*	$1,250.00
Sewer Hook-Up Permit - Commercial $0.25 per Square Foot	$0.25
Sewer Hook-Up Permit - Hotel $200 per Room	$200.00
Sanitary Sewer Permit Application Fee	$100.00
Commercial & Industrial Inspection Fee	$100.00
Sewer Discharge Permit	$100.00
Sewer Disconnect Permit	$100.00
Sewer Repair Permit	$100.00
Map Copies (Full Size)	$5.00
Map Copies (8"x11")	$0.50
Disposal of Grease	$0.10/gallon
Disposal of Septage	$0.08/gallon
Disposal of industrial or 454 waste stream	$0.10/gallon
Sale of Sewer Vent Covers	$25.00
*Additional Site connection fee for multi-unit connections (Example: 60 unit complex = 60 units @1,250 each plus 1 site connection fee of $1,250)	$1,250.00

BUDGET SUBCOMMITTEE. FAVORABLE. SCHEDULE OF FEES AND CHARGES

RESOLUTION #5

A RESOLUTION ADOPTING THE SCHEDULE OF FEES AND CHARGES FOR SERVICES, LICENSES AND OTHER PURPOSES OF THE CITY OF WATERBURY FOR THE ENSUING FISCAL YEAR

Bureau of Water

Service call-in 2:30 PM Thru 7:25 AM	$175. / call
Replace shut-off cover, incl. cover (Reg Hours 7:30AM to 2:30PM	$60. / cover
Customer replaces cover (cost of cover)	$25.00ea
Request to turn off service (Reg. Hours)	$50 / call
Request to turn on service (Reg. Hours)	$50 / call
House inspection water on / off	$100. paid in advance
Dig & Repair service line	$500. deposit
Dig & Repair service line	Actual cost of repair
Hydrant Deposit for use	$500.00
Use of Hydrant	$30. / day
Shut-off for non payment	$115.00
Customer request to pay shut -off when Staff at house	$50.00
Restore Shut off service between (2:30 PM thru 7:25 AM)	Additional $35.00
Leak inspection (internal by Utility)	$75 / hour/ min hr.
Leak inspection additional charge	$55 / hours
Pool Water per Load	$50. / Load
Pool Water loading after 2:30 PM	$150. / Load
Low pressure investigation service line	$75 / hour/ min hr.
Low pressure investigation service line additional time	$55 / hours
Line tracing on personal property	$75 / hour/ min hr.
Locate curb box at customer request	$75 / hour/ min hr.
Dirty water call internal problem	$75 / hour/ min hr.
Dirty water call internal problem - additional time	$55 / hours
Bill Prints (Screen print)	$1.00 / sheet
Bill research for customer accounts (Bill History)	$20 Hour
NSF (non-sufficient funds) Charge / bank error, etc.	$25.00
Legal Action Charge	
Fees and Cost associated in collection action	
Property inspection	$15.00
Attorney Letter	$200.00
Attorney Fees	Approved by Court
Receivership Fees	Approved by Court

BUDGET SUBCOMMITTEE. FAVORABLE. CORRECTIONS & TRANSFERS

RESOLUTION #6

A RESOLUTION ALLOWING MATHEMATICAL CORRECTIONS TO THE BUDGET OF THE CITY OF WATERBURY AND EMERGENCY TRANSFERS FOR THE ENSUING FISCAL YEAR

BE IT RESOLVED by the Board of Alderman of the City of Waterbury to approve to authorize the Budget Director of the City of Waterbury to make any necessary mathematical corrections for the final publication of the Budget Book for the City of Waterbury for the Fiscal Year commencing July 1, 2010 and ending June 30, 2011.

BE IT ALSO RESOLVED by the Board of Alderman of the City of Waterbury to authorize the Mayor of the City of Waterbury upon request from the Budget Director to approve any budget transfers from the Contingency account related to emergency purchases of Sand and Salt supplies or any other Snow Plowing expenditures. Such transfers will be communicated to the Board of Alderman at the first meeting of the Board immediately following the emergency transfer.

FINANCE SUBCOMMITTEE. FAVORABLE. SCHEDULE OF APPROPRIATIONS

RESOLUTION #1

A RESOLUTION MAKING APPROPRIATIONS FOR CAPITAL EXPENSES OF THE CITY OF WATERBURY FOR THE FISCAL YEAR JULY 1, 2010 THROUGH JUNE 30, 2011, PURSUANT TO §9B-3(c) OF THE CHARTER OF THE CITY OF WATERBURY.

BE IT RESOLVED by the Board of Alderman of the City of Waterbury that the sums hereinafter enumerated are hereby appropriated for the capital expenses of the departments, boards, agencies and commissions of the City of Waterbury for the period July, 1, 2010 through June 30, 2011, as follows:

APPROPRIATION BY DEPARTMENT	Project Grants & Other Financing Sources	Local Funding Sources	Total Capital Appropriation
PUBLIC WORKS			
Department of Public Works - Construction & Other Projects	$6,277,715	$8,175,000	$14,452,715
Department of Public Works - Vehicles & Other Apparatus	$0	$1,312,200	$1,312,200
Subtotal	**$6,277,715**	**$9,487,200**	**$15,764,915**
PUBLIC SAFETY			
Police Department - Infrastructure Improvements & Other Projects	$0	$235,675	$235,675
Subtotal	**$0**	**$235,675**	**$235,675**
Fire Department - Infrastructure Improvements & Other Projects	$0	$0	$0
Subtotal	**$0**	**$0**	**$0**
Dept. of Information Technology - Infrastructure Improvements & Other Projects	$0	$86,700	$86,700
Subtotal	**$0**	**$86,700**	**$86,700**
Silas Bronson Library - Infrastructure Improvements & Other Projects	$0	$30,000	$30,000
Subtotal	**$0**	**$30,000**	**$30,000**
Department of Education - Infrastructure Improvements & Other School Facility Projects	$552,475	$242,025	$794,500
Subtotal	**$552,475**	**$242,025**	**$794,500**
Water Pollution Control - Infrastructure Improvements & Other Capital Projects	$0	$1,413,860	$1,413,860
Subtotal	**$0**	**$1,413,860**	**$1,413,860**
Bureau of Water - Infrastructure Improvements & Other Capital Projects	$0	$1,260,000	$1,260,000
Subtotal	**$0**	**$1,260,000**	**$1,260,000**
TOTAL APPROPRIATIONS	**$6,830,190**	**$12,755,460**	**$19,585,650**

BUDGET SUBCOMMITTEE. FAVORABLE. CAPITAL BUDGET RESOLUTION

RESOLUTION #2

A RESOLUTION APPROVING THE CAPITAL EXPENSES FOR DEPARTMENTS OF THE CITY OF WATERBURY FOR THE FISCAL YEAR JULY 1, 2010 THROUGH JUNE 30, 2011, PURSUANT TO §9C-1 OF THE CHARTER OF THE CITY OF WATERBURY.

WHEREAS: the Mayor of the City of Waterbury has made estimates of the amount of money necessary to appropriate for the capital expenses of the City during the fiscal year, beginning July 1, 2010 through June 30, 2011, and has classified such expenses under appropriate departments, as more fully appears in "Appropriating Resolution #1, An Ordinance Making Appropriations for Capital Expenses of the City of Waterbury for the Fiscal Year July 1, 2010 through June 30, 2011", and

WHEREAS: the Mayor of the City of Waterbury has identified funding sources for the capital expenses of the City during the fiscal year, beginning July 1, 2010 through June 30, 2011, in an amount equal to the appropriations reflected in the "Appropriating Resolution #1, An Ordinance Making Appropriations for Capital Expenses of the City of Waterbury for the Fiscal Year July 1, 2010 through June 30, 2011", and

WHEREAS: said Appropriating Resolution #1 has been enacted by the Board of Alderman of the City of Waterbury:

NOW, THEREFORE, BE IT RESOLVED by the Board of Aldermen of the City of Waterbury that:

Pursuant to section 9C-1 of the Charter of the City of Waterbury, the Capital Budget for Fiscal Year July 1, 2010 through June 30, 2011 is hereby approved in the total amount of $19,508,650.

MAYOR'S SUBMISSION

MICHAEL J. JARJURA
MAYOR



JOSEPH A. GEARY
DIRECTOR OF OPERATIONS

OFFICE OF THE MAYOR

THE CITY OF WATERBURY

CONNECTICUT

March 30, 2010

The Honorable Board of Alderman
The Citizens and Taxpayers of Waterbury

Mayor's Proposed Budget for Fiscal Year ending June 30, 2011

My Fellow Waterburians:

Enclosed is the proposed budget for the fiscal year commencing July 1, 2010 through June 30, 2011. This prolonged and deep national recession is having a severe, negative impact on private and public sector institutions alike. Despite Waterbury's generally good fiscal health, it is not immune to steep declines in revenue from the State of Connecticut and from private sector activity.

The budget proposal does include a 2.8 mill increase in the tax rate, largely attributable to an anticipated $7 million increase in the cost of health care and an additional $2.8 million reduction in non-property tax revenue.

This budget proposal trims department requests by $12.5 million for a total increase in the General Government and Department of Education budgets of 3.05 percent or $11.4 million. I must commend our department heads for being mindful of the economic conditions and delivering funding requests that in some cases were equal to or below their current appropriations.

In formulating this budget, I took the most austere approach possible without dropping service to unacceptable levels. The proposed package eliminates 14 positions and holds vacant another 12. Seven new positions sought by various departments also were cut.

The collection rate for property taxes is being held at 96 percent. Despite the economic uncertainties, Waterbury residents have my undying gratitude for meeting their obligations. I anticipate the current fiscal year will realize a tax collection rate of 96.3 percent.

As part of the strategy to mitigate the tax impact of this budget, I have authorized the use of $3 million from the city's undesignated fund balance to make up for a portion of the decline in revenue. The current conditions justify the use of that "rainy day" allocation,

236 GRAND STREET • WATERBURY, CONNECTICUT 06702 • (203) 574-6712

MICHAEL J. JARJURA
MAYOR



JOSEPH A. GEARY
DIRECTOR OF OPERATIONS

OFFICE OF THE MAYOR

THE CITY OF WATERBURY

CONNECTICUT

although I dare not increase that reliance for fear of creating a structurally unsustainable hole in future budgets or forcing a reduction in the city's bond rating.

Thank you all for the continued support. Again, it is my honor to serve the people of the City of Waterbury.

Respectfully submitted,

Michael J. Jarjura
Mayor

236 GRAND STREET • WATERBURY, CONNECTICUT 06702 • (203) 574-6712

Budget Timeline - Fiscal Year 2011

Charter Requirements – Budget timeline:

Thursday, April 1, 2010 **"On or before the first day of April of each year, the Mayor shall submit Budget to Board of Alderman through the City Clerk..."**

Friday, June 11, 2010 **"...Not later than midnight of the second business day following the first Wednesday after the first Monday in June, the Board of Aldermen shall adopt, by resolution, the budget, appropriations and tax levy..."**

Proposed – Budget timeline:

By Wednesday, December 30, 2009	**Budget Director provides the Departments with required Budget forms for submittal of Operating and Capital Budgets Requests to Mayor – Departments have 5 weeks to develop and submit budget requests**
By Friday, January 29, 2010	**Departments submit Budget Requests to Mayor – Offices of Mayor and Budget Control work on budget development during months of February and March**
By Thursday, April 1, 2010	**Mayor submits Proposed Budget to Board of Alderman – BOA has 7 to 8 weeks for deliberation and potential changes**
By Thursday, April 15, 2010	**Board of Alderman may hold first of two Public Hearings on Budget – Charter states no less than 7 days or more than 14 days after receipt of budget**
By Friday, May 21, 2010	**Board of Alderman's Budget Subcommittee may finish its work and report its recommendations to BOA**
By Thursday, June 3, 2010	**Board of Alderman holds last of two Public Hearings on Budget – Charter states hearing shall be held no more than 7 days nor fewer than 3 days prior to adoption**
By Friday, June 11, 2010	**Budget Adoption by Board of Alderman**
By Monday, June 14, 2010	**Mayor Signifies Approval or Veto of Board of Alderman Adopted Budget Submittal of adopted mill rate to Tax Collecting Official – if approved**
By Thursday, June 17, 2010	**Board of Alderman may overturn Veto by an affirmative vote of three fifths of the members, present and absent**

BOARD OF ALDERMAN

BUDGET RESOLUTIONS

RESOLUTIONS REGARDING THE IMPLEMENTATION OF THE FY11 BUDGETS FOR THE OPERATING FUNDS OF THE CITY OF WATERBURY'S GENERAL FUND AND SEWER AND WATER ENTERPRISE FUNDS

The resolutions included here are preliminary and based on the Mayor's Proposed Budgets for Fiscal Year July 1, 2010 though June 30, 2011.

Resolutions are subject to change based on Board of Alderman deliberations and recommended changes to budget amounts or changes to language in Resolutions.

Additional changes may be proposed to resolution number five (5) as departments continue to research comparability of city's fees and charges with those utilized by other neighboring or comparable municipalities.

Resolutions will be updated based upon Board of Alderman recommendations and made available to Board of Alderman Members for meeting of Budget Adoption.

BUDGET SUBCOMMITTEE. FAVORABLE. SCHEDULE OF APPROPRIATIONS

RESOLUTION #1

A RESOLUTION MAKING APPROPRIATIONS FOR OPERATING DEPARTMENTS OF THE CITY OF WATERBURY FOR THE ENSUING FISCAL YEAR PURSUANT TO §9B-3(c) OF THE CHARTER OF THE CITY OF WATERBURY.

BE IT RESOLVED by the Board of Aldermen of the City of Waterbury that the sums hereinafter enumerated are hereby appropriated for the operating expenses of the departments, boards, agencies and commissions of the City of Waterbury for the period July, 1, 2010 through June 30, 2011, as follows:

Appropriation By Department	Budget Authorized FT Positions	Personal Services Costs	All Non Personnel Costs	Total Dept. Appropriation
GENERAL GOVERNMENT				
MAYOR'S OFFICE	9	$608,577	$86,000	$694,577
BOARD OF ALDERMAN	0	$64,000	$500	$64,500
LEGAL DEPT.	15	$1,040,499	$787,250	$1,827,749
CITY CLERK	5	$233,691	$12,800	$246,491
TOWN CLERK	11	$407,746	$183,750	$591,496
HUMAN RESOURCES	13	$749,945	$106,400	$856,345
REGISTAR OF VOTERS	5	$330,553	$39,600	$370,153
CITY SHERIFF	0	$11,931	$5,000	$16,931
PROBATE	0	$0	$191,500	$191,500
SUBTOTAL	58	$3,446,942	$1,412,800	$4,859,742
FINANCE				
DEPT OF FINANCE	23	$1,296,136	$69,200	$1,365,336
ASSESSMENT	15	$815,869	$54,400	$870,269
TAX COLLECTOR	25	$1,012,656	$270,720	$1,283,376
PURCHASING DEPT	4	$221,130	$25,700	$246,830
AUDIT	2	$145,088	$2,500	$147,588
BUDGET	2	$168,748	$3,000	$171,748
INFORMATION TECHNOLOGY	12	$732,586	$785,653	$1,518,239
SUBTOTAL	83	$4,392,213	$1,211,173	$5,603,386
PUBLIC SAFETY				
POLICE SERVICES DEPT.	378	$23,325,664	$2,581,945	$25,907,609
FIRE SERVICES DEPT.	258	$17,966,103	$1,346,055	$19,312,158
SUBTOTAL	636	$41,291,767	$3,928,000	$45,219,767
PUBLIC WORKS*				
DEPT OF PUBLIC WORKS	190	$10,183,603	$9,153,978	$19,337,581
SUBTOTAL	190	$10,183,603	$9,153,978	$19,337,581
PLANNING AND DEVELOPMENT				
CITY PLAN	7	$370,965	$47,089	$418,054
DEPT. OF INSPECTIONS	14	$748,445	$56,500	$804,945
SUBTOTAL	21	$1,119,410	$103,589	$1,222,999

BUDGET SUBCOMMITTEE. FAVORABLE. SCHEDULE OF APPROPRIATIONS

RESOLUTION #1

A RESOLUTION MAKING APPROPRIATIONS FOR OPERATING DEPARTMENTS OF THE CITY OF WATERBURY FOR THE ENSUING FISCAL YEAR PURSUANT TO §9B-3(c) OF THE CHARTER OF THE CITY OF WATERBURY.

HUMAN SERVICES				
HEALTH DEPARTMENT	83	$3,206,979	$152,570	$3,359,549
SILAS BRONSON LIBRARY	32	$1,512,364	$603,104	$2,115,468
SUBTOTAL	115	$4,719,343	$755,674	$5,475,017
OPERATING CHARGES				
DEBT AND SUNDRY	0	$0	$100,922,019	$100,922,019
SUBTOTAL	0	$0	$100,922,019	$100,922,019
RETIREMENT BOARD				
PENSION PLAN CONT.	0	$0	$45,081,507	$45,081,507
SUBTOTAL	0	$0	$45,081,507	$45,081,507
GENERAL GOVT	**1103**	**$65,153,278**	**$162,568,740**	**$227,722,018**
EDUCATION				
DEPARTMENT OF EDUCATION*	2214	$0	$157,625,000	$157,625,000
SUBTOTAL	**2214**	**$0**	**$157,625,000**	**$157,625,000**
GENERAL FUND	**3317**	**$65,153,278**	**$320,193,740**	**$385,347,018**

*THESE ARE DOE NUMBER OF POSITIONS AS REQUESTED BY BOE

BUDGET SUBCOMMITTEE. FAVORABLE. TAX LEVY AND APPROPRIATING RESOLUTION FOR FISCAL YEAR 2010-11

RESOLUTION #2

A RESOLUTION APPROVING THE TAX LEVY AND APPROPRIATIONS FOR OPERATING DEPARTMENTS OF THE CITY OF WATERBURY FOR THE ENSUING FISCAL YEAR, PURSUANT TO §9B-3(c) OF THE CHARTER OF THE CITY OF WATERBURY.

WHEREAS: the Mayor of the City of Waterbury has made estimates of the amount of money necessary to appropriate for the expenditures of the City during the next fiscal year, beginning July 1, 2010 through June 30, 2011, and has classified such expenditures under appropriate heads and departments, as more fully appears in "Appropriating Resolution #1, An Ordinance Making Appropriations for Operating Departments of the City of Waterbury for the Fiscal Year July 1, 2010 through June 30, 2011", and

WHEREAS: said Appropriating Resolution #1, after publication of the Budget and due hearing and consideration thereof pursuant to the provisions of the Charter of the City, has been enacted by the Board of Aldermen of the City of Waterbury; and

WHEREAS: the Net Taxable Grand List of October 1, 2009 of property in the City of Waterbury, is estimated at **$5,280,973,988**, of which it is estimated **96.0%** of the levy will be collected.

NOW, THEREFORE, BE IT RESOLVED by the Board of Aldermen of the City of Waterbury that:

1) The taxes for said next fiscal year at the rate of taxation recommended to this Board by the Mayor, to wit, a **rate of 42.7288** mills upon the ratable estimates within the limits of the City of Waterbury, be and the same hereby are laid and levied to meet said expenses.
2) Said taxes shall become due on July 1, 2010 and shall be payable in two semiannual installments from that date: namely, July 1, 2010 and January 1, 2011. However, any tax of <u>less than two hundred dollars ($200)</u> shall be due and payable in one single installment on July 1, 2010. Further, the tax on any motor vehicles registered with the Commissioner of Motor Vehicles subsequent to October 1, 2009 shall be due and payable in a single installment on January 1, 2011 as provided in §12-71b of the General Statutes of Connecticut, Revision of 1958 as amended.
3) Pursuant to §12-144c of the General Statutes of Connecticut, Revision of 1958 as amended, (a) any property tax due in an amount less than five dollars ($5.00) is waived, and (b) any property tax that remains due on an account after the receipt of payment and that is less than two dollars ($2.00) is waived.
4) The receipts from taxes levied to meet the expenses of the City for the next fiscal year beginning July 1, 2010 through June 30, 2011, and also such miscellaneous revenues received by the City in said year, and not designated by law or regulation to be appropriated to other purposes, shall be and the same hereby are appropriated to meet the estimated general expenses of the City as contained in said Appropriating Resolution #1 as approved by this Board.
5) Revenues received by the City for the next fiscal year beginning July 1, 2010 through June 30, 2011 in excess of the total appropriations for the general expenses of the City as contained in said Appropriating Resolution #1 shall not be expended or encumbered without approval by the Mayor and Board of Aldermen.

BUDGET SUBCOMMITTEE. FAVORABLE. SCHEDULE OF APPROPRIATIONS

RESOLUTION #3

A RESOLUTION MAKING APPROPRIATIONS FOR THE ENSUING FISCAL YEAR FOR THE SEWER ENTERPRISE FUND OF THE CITY OF WATERBURY

BE IT RESOLVED by the Board of Aldermen of the City of Waterbury that the sums hereinafter enumerated are hereby appropriations and resources for the Water Pollution Control Facility Enterprise Fund of the City of Waterbury for the fiscal year July 1, 2010 through June 30, 2011, as submitted to this Board by the Mayor of this City, and as published by this Board, be they hereby approved and adopted, as amended, by this Board and upon the basis of such estimates of the expenses, liabilities and resources of the City of Waterbury Water Pollution Control Facility Enterprise Fund for the Fiscal Year commencing July 1, 2010 and ending June 30, 2011, for the purposes and accounts set forth:

Resources	$20,365,705
Appropriations	$20,365,705

BUDGET SUBCOMMITTEE. FAVORABLE. SCHEDULE OF APPROPRIATIONS

RESOLUTION #4

A RESOLUTION MAKING APPROPRIATIONS FOR THE ENSUING FISCAL YEAR FOR THE WATER ENTERPRISE FUND OF THE CITY OF WATERBURY

BE IT RESOLVED by the Board of Aldermen of the City of Waterbury that the sums hereinafter enumerated are hereby appropriations and resources for the Water Fund of the City of Waterbury for the fiscal year July 1, 2010 through June 30, 2011, as submitted to this Board by the Mayor of this City, and as published by this Board, be and they hereby approved and adopted, as amended, by this Board and upon the basis of such estimates of the expenses, liabilities and resources of the City of Waterbury Water Enterprise Fund for the Fiscal Year commencing July 1, 2010 and ending June 30, 2011, for the purposes and accounts set forth:

Resources	$12,795,698
Appropriations	$12,795,698

BUDGET SUBCOMMITTEE. FAVORABLE. SCHEDULE OF FEES AND CHARGES

RESOLUTION #5

A RESOLUTION ADOPTING THE SCHEDULE OF FEES AND CHARGES FOR SERVICES, LICENSES AND OTHER PURPOSES OF THE CITY OF WATERBURY FOR THE ENSUING FISCAL YEAR

WHEREAS Section 41.11 of the "Ordinance regarding fees and charges" states that "The Mayor shall propose and the Board of Alderman shall approve, in conjunction with the adoption of the annual budget, a schedule of fees and charges for services, licenses and other purposes of the City for the ensuing fiscal year, commencing on July 1. Said fees shall be established in accordance with the laws of the State of Connecticut and best practices in the applicable field."

BE IT RESOLVED by the Board of Alderman of the City of Waterbury to approve the Department Heads of the City of Waterbury to use the State provided schedule of fees and charges where those fees and charges are mandated by the laws of the State of Connecticut for the Fiscal Year commencing July 1, 2010 and ending June 30, 2011.

BE IT RESOLVED by the Board of Alderman of the City of Waterbury to approve the Department Heads of the City of Waterbury to use the hereby enumerated schedule of fees and charges where those fees and charges are subject to Board of Alderman approval for the Fiscal Year commencing July 1, 2010 and ending June 30, 2011.

Office Of The City Clerk	**FY11**
Copy of Charter	$30.00
Copy of Operating Budget	$20.00
Copy of Capital Budget	$10.00
Copy of Three-Year Financial Plan	$10.00
Digital Copy of Charter	$15.00

City Planning Department

Land Use Approvals (Subject to State Fee)

Subdivision/Re-subdivision	$600 plus $150 per lot in excess of four lots
Commission Action Where Public Hearing is Held	$600.00
Commission Action Where No Public Hearing is Held	$250.00
Wetlands Permit Issued by Wetlands Agent	$250.00
Zoning Permit (includes Wetlands Certificate of Compliance Review)	$250.00
NOTE: All Land use applications involve a mandated State of CT fee in addition to the amounts shown above (currently $60).	Amount set by State Statute

Departmental Services

Zoning & Wetlands Certificate of Compliance associated with a Building Permit - Includes CO review.	$100.00
Zoning Certificate of Compliance associated with a State Liquor Permit	$100.00
ZEO Certificate of Nonconformity	$35.00
Generalized Consideration of Zoning Compliance	$35.00

BUDGET SUBCOMMITTEE. FAVORABLE. SCHEDULE OF FEES AND CHARGES

RESOLUTION #5

A RESOLUTION ADOPTING THE SCHEDULE OF FEES AND CHARGES FOR SERVICES, LICENSES AND OTHER PURPOSES OF THE CITY OF WATERBURY FOR THE ENSUING FISCAL YEAR

Hard Copy of Zoning, Subdivision or IWWC Regulations	$25 Each; Maps $5 each
Inspection and Administrative Fee for Bonded Improvements or Regulatory Escrow Accounts	5% of Cost of All Improvements Requiring a Bond or subject to Escrow Account
PUBLIC HEARING SIGN DEPOSIT - *(This check is held and returned to the applicant if the sign is returned within 10 business days after the close of the public hearing.)*	$500.00 per sign
Copies	$0.50 per page
Copies of Maps or Drawings	$5.00 each

ALL FEES ARE TO BE COLLECTED AT THE TIME THE APPLICATION IS MADE.

Department Of Inspections

Building Permits	
First $1000 Of Estimated Project Cost	$25.00
Each Additional $1000 Of Estimated Project Cost	$25.00
Electrical Permits	
First $1000 Of Estimated Project Cost	$25.00
Each Additional $1000 Of Estimated Project Cost	$25.00
Plumbing Permits	
First $1000 Of Estimated Project Cost	$25.00
Each Additional $1000 Of Estimated Project Cost	$25.00
Heating Permits	
First $1000 Of Estimated Project Cost	$25.00
Each Additional $1000 Of Estimated Project Cost	$25.00
Sign Permits	
First $1000 Of Estimated Cost	$25.00
Each Additional $1000 Of Estimated Cost	$25.00
Penalty Fee For Work Started Without a Permit	$200.00
Sign Licenses	$35.00
Sign Licenses Renewal	$25.00
Certificate Of Occupancy	$25.00
Duplicate Certificate Of Occupancy	$15.00

Department Of Public Health

Environmental Division

Application fee for Food Service Establishment, Pools, and Rooming Houses	$50.00
Private Sewage Disposal System Permit Fee	$500.00
Annual Fee For Public Pools and Spas	$200.00
Fine: If Annual or Re-inspection Fees For Public Pools and Spas Are Not Paid Within Seven Days Of Due Date	$200.00

RESOLUTION #5

A RESOLUTION ADOPTING THE SCHEDULE OF FEES AND CHARGES FOR SERVICES, LICENSES AND OTHER PURPOSES OF THE CITY OF WATERBURY FOR THE ENSUING FISCAL YEAR

Annual Fee For Self-Contained Trucks Or Vans Vending Food	$100.00
Re-inspection Fee For Self-Contained Trucks Or Vans Vending Food	$100.00
Fine: If Annual or Re-inspection Fees For Self-Contained Trucks Or Vans Vending Food Are Not Paid Within Seven Days After Due Date	$100.00
Annual Permit For Restaurant	$100.00
Re-inspection Fee for Restaurant	$100.00
Fine: If Annual or Re-inspection Fees For Restaurant Are Not Paid Within Seven Days Of Due Date	$100.00
Fee For Temporary Food Vending Permit	$50.00
Annual Fee For Supermarket Or Grocery Store:	
Up to 1500 Square Feet	$150.00
1501 to 2999 Square Feet	$300.00
3000 Square Feet And Over	$750.00
Note: Fee For Re-Inspection of Supermarket Or Grocery Store Equals Permit Fee	
Fine: If Supermarket And Grocery Store Permits Are Not Paid Within One Month Of Due Date	
Up to 1500 Square Feet	$150.00
1501 to 2999 Square Feet	$300.00
3000 Square Feet And Over	$750.00
Rooming House/Group Home Licenses	$100.00
Fine: If Rooming House/Group Home Licenses or Re-inspection Fees Are Not Paid Within Seven Days Of Due Date	$100.00
Fee For Processing New Application For All Permitted Facilities To Include Application, Plan Review, and Preoperational Inspection	$100.00
Institutional Inspection Fee For Large Food Preparation Facilities	$500.00
Institutional Re-Inspection Fee For Large Food Preparation Facilities	$500.00
Fine: For Institutional Inspection Fees or Re-inspection Fees If Fees Not Paid Within Seven Days Of Due Date	$500.00
Annual Fee For Vending Machine Operator	$100.00
Fine If Annual Vending Machine Operator Fee Is Not Paid Within Seven Days Of Due Date	$100.00
Well Permit Fee	$100.00
Application/Plan Review For Barbershop/Hairdresser's Establishment	$50.00
Annual Permit For Barbershop/Hairdresser's Establishment	$100.00
Annual Re-inspection Fee Barbershop/Hairdresser's Establishment	$100.00

RESOLUTION #5

A RESOLUTION ADOPTING THE SCHEDULE OF FEES AND CHARGES FOR SERVICES, LICENSES AND OTHER PURPOSES OF THE CITY OF WATERBURY FOR THE ENSUING FISCAL YEAR

Fine If Annual Fee For Barbershop/Hairdresser Is Not Paid Within Seven Days Of Due Date	$100.00
Nursing Division	
Adult Immunizations	$20.00
PPD'S (Purified Protein Derivative) (Tuberculosis Screening)	$15.00
Hepatitis B	$45.00

Department Of Public Works

Storm Sewer Hook-Up Permit	$25.00
Street Opening Permit	$50.00
Dumpster Permit	$20.00
Scaffolding Permit	$5.00
Replacement of Refuse Bin	$55.00
GIS Tile Disk Copies	$50.00
GIS Topography Print of Mylar	$10.00
GIS Color Original Maps	$40.00
GIS Data	$2,500 and up
Map Copies	$5.00
Recycling Leaf Bag Sales (3 for $1)	$0.33
Refuse NEDA Disposal Fee*	$115 per ton

*Fee assessed on residents after first two dumps; on commercial entities and on non-residents for every dump

Police Services Department

False Alarm Fines	
First Three incidents (No Charge)	$0.00
4th Offense	$25.00
5th Offense	$50.00
6th or More Offenses	$75.00
Parking Fines	
Overtime Parking	$10.00
Parking More than 12" from Curb	$10.00
Occupying More than One Space	$10.00
Parking Wrong Side of Road	$10.00
Double Parking	$25.00
Parking at Loading Zone	$25.00
Restricted Parking Area	$25.00
Obstructing Sidewalk	$25.00
Obstructing Mail Drops	$25.00
Within 10 Feet of Fire Hydrant	$25.00
Obstructing View of Stop Sign	$25.00
Parking Within 25 Feet of Corner	$25.00

RESOLUTION #5

A RESOLUTION ADOPTING THE SCHEDULE OF FEES AND CHARGES FOR SERVICES, LICENSES AND OTHER PURPOSES OF THE CITY OF WATERBURY FOR THE ENSUING FISCAL YEAR

Fire Lane	$25.00
Truck Parking in Residential Zone	$25.00
Handicapped Parking	$150.00
Parking During a Snow Emergency	$150.00

Fire Services Department

Bureau of Fire Prevention Fees:

Plan & Review:

First $10,000 of Project Cost	$52.50
Every $10,000 thereafter	$5.25
Re-submittal	N/C
Site Plans	$26.25
Exploratory/Demo	$26.25
Certificate of Inspection (w/o plan review)	$78.75
Additional Certificate of Occupancy	$26.25

Hood Systems

Hood Plans	$26.25
Hood Suppression Plans	$26.25

Annual Licensing Inspections

Liquor License<50 Occupants	$52.50
Liquor License>50-299 Occupants	$78.75
Liquor License>300 Occupants	$105.00
Skilled Nursing Facility/Healthcare	$185.00
Hospital License	$315.00
Hotel/Motel> 100 Rooms	$157.50
Hotel/Motel< 100 Rooms	$78.75
Group Home License	$52.50
Rooming House License	$52.50
Day Care License	$52.50
Business License	$52.50
Theatre License	$157.50
Gas Station Inspection	$134.40
Tank Truck Inspection	$52.50
Remote Propane Fill Locations	$26.25
Propane or Oil Storage Facility	$135.00
Separators	$21.00
Private Fleet Dispensing Locations	$26.25

Permits

Tent Permit	$52.50
Tank Installation/Removal Permit	$115.50
Abandonment Permit	$115.50
Blasting Permit	$31.50

RESOLUTION #5

A RESOLUTION ADOPTING THE SCHEDULE OF FEES AND CHARGES FOR SERVICES, LICENSES AND OTHER PURPOSES OF THE CITY OF WATERBURY FOR THE ENSUING FISCAL YEAR

Fire Works	$115.50
Festival & Carnival Permits	$105.00
Propane Change out	$21.00
20lb. LPG	N/C
Reports	
NFIRS Reports	$10.50
Fire Investigation Reports (non-victim)	$42.00
Copies (per page)	$1.00
Reports for Victims	N/C
Bureau of Emergency Services	
Utility Stand-by (per hour, 1 hour minimum)	$262.50
False Alarm Response (greater than 1 time in 12 months)	$52.50

Hazardous Materials:

Any spiller in the City of Waterbury shall be responsible for the burden of actual cost of all labor and materials pertaining to response and mitigation of the incident. Fire Department mitigation shall be determined complete upon termination of command. Spiller shall be billed for actual per hour costs and actual cost of all disposable and/or damaged equipment. Hourly cost shall begin upon Fire Department activation and conclude upon termination of incident command.

Department of Education

Rental of School Facilities by a For Profit Organization

Auditorium/Gymnasium & Cafeteria with Kitchen (cafeteria worker required for cafeteria with kitchen rental)	$1,000 for 4 hours $200 for each additional hour $39.00 an hour (maintainer)
Sound & Lighting Fees (City electrician(s) as needed must be on hand, even if performers have their own lighting person	$52.00 an hour
Cafeteria/Classroom	$48.00 an hour
Pool	$71.00 an hour
Security Deposit (in the event of multiple building or event use, one security deposit per organization is sufficient)	$500.00

Rental of School Facilities by a Non-Waterbury Tax Exempt Organization

Auditorium/Gymnasium & Cafeteria with Kitchen (cafeteria worker required for cafeteria with kitchen rental)	$750 for 4 hours $150 for each additional hour $39.00 an hour (maintainer)

RESOLUTION #5

A RESOLUTION ADOPTING THE SCHEDULE OF FEES AND CHARGES FOR SERVICES, LICENSES AND OTHER PURPOSES OF THE CITY OF WATERBURY FOR THE ENSUING FISCAL YEAR

Sound & Lighting Fees (City electrician(s) as needed must be on hand, even if performers have their own lighting person	$52.00 an hour
Cafeteria/Classroom	$48.00 an hour
Pool	$71.00 an hour
Security Deposit (in the event of multiple building or event use, one security deposit per organization is sufficient)	$500.00

Rental of School Facilities by a Waterbury Non Profit & Tax Exempt Organization

Auditorium/Gymnasium & Cafeteria with Kitchen (cafeteria worker required for cafeteria with kitchen rental)	$39.00 an hour (maintainer)
Sound & Lighting Fees (City electrician(s) as needed must be on hand, even if performers have their own lighting person	$52.00 an hour
Cafeteria/Classroom	$48.00 an hour
Pool	$71.00 an hour
Security Deposit (in the event of multiple building or event use, one security deposit per organization is sufficient)	$250.00

Fees are subject to waiver by the Board of Education, which considers such requests on a case-by-case basis. No fees are assessed for facility use by a City Department.

Water Pollution Control

Sewer Hook-Up Permit - Per Residential Unit*	$1,250.00
Sewer Hook-Up Permit - Commercial $0.25 per Square Foot	$0.25
Sewer Hook-Up Permit - Hotel $200 per Room	$200.00
Sanitary Sewer Permit Application Fee	$100.00
Commercial & Industrial Inspection Fee	$100.00
Sewer Discharge Permit	$100.00
Sewer Disconnect Permit	$100.00
Sewer Repair Permit	$100.00
Map Copies (Full Size)	$5.00
Map Copies (8"x11")	$0.50
Disposal of Grease	$0.10/gallon
Disposal of Septage	$0.08/gallon
Disposal of industrial or 454 waste stream	$0.10/gallon
Sale of Sewer Vent Covers	$25.00
*Additional Site connection fee for multi-unit connections (Example: 60 unit complex = 60 units @1,050 each plus 1 site connection fee of $1,050)	$1,250.00

BUDGET SUBCOMMITTEE. FAVORABLE. SCHEDULE OF FEES AND CHARGES

RESOLUTION #5

A RESOLUTION ADOPTING THE SCHEDULE OF FEES AND CHARGES FOR SERVICES, LICENSES AND OTHER PURPOSES OF THE CITY OF WATERBURY FOR THE ENSUING FISCAL YEAR

Bureau of Water

Service call-in 2:30 PM Thru 7:25 AM	$175. / call
Replace shut-off cover, incl. cover (Reg Hours 7:30AM to 2:30PM	$60. / cover
Customer replaces cover (cost of cover)	$25.00ea
Request to turn off service (Reg. Hours)	$50 / call
Request to turn on service (Reg. Hours)	$50 / call
House inspection water on / off	$100. paid in advance
Dig & Repair service line	$500. deposit
Dig & Repair service line	Actual cost of repair
Hydrant Deposit for use	$500.00
Use of Hydrant	$30. / day
Shut-off for non payment	$115.00
Customer request to pay shut -off when Staff at house	$50.00
Restore Shut off service between (2:30 PM thru 7:25 AM)	Additional $35.00
Leak inspection (internal by Utility)	$75 / hour/ min hr.
Leak inspection additional charge	$55 / hours
Pool Water per Load	$50. / Load
Pool Water loading after 2:30 PM	$150. / Load
Low pressure investigation service line	$75 / hour/ min hr.
Low pressure investigation service line additional time	$55 / hours
Line tracing on personal property	$75 / hour/ min hr.
Locate curb box at customer request	$75 / hour/ min hr.
Dirty water call internal problem	$75 / hour/ min hr.
Dirty water call internal problem - additional time	$55 / hours
Bill Prints (Screen print)	$1.00 / sheet
Bill research for customer accounts (Bill History)	$20 Hour
NSF (non-sufficient funds) Charge / bank error, etc.	$25.00
Legal Action Charge	
Fees and Cost associated in collection action	
Property inspection	$15.00
Attorney Letter	$200.00
Attorney Fees	Approved by Court
Receivership Fees	Approved by Court

BUDGET SUBCOMMITTEE. FAVORABLE. CORRECTIONS & TRANSFERS

RESOLUTION #6

A RESOLUTION ALLOWING MATHEMATICAL CORRECTIONS TO THE BUDGET OF THE CITY OF WATERBURY AND EMERGENCY TRANSFERS FOR THE FISCAL YEAR JULY 1, 2009 THOUGH JUNE 30, 2010

BE IT RESOLVED by the Board of Alderman of the City of Waterbury to approve to authorize the Budget Director of the City of Waterbury to make any necessary mathematical corrections for the final publication of the Budget Book for the City of Waterbury for the Fiscal Year commencing July 1, 2010 and ending June 30, 2011.

BE IT ALSO RESOLVED by the Board of Alderman of the City of Waterbury to authorize the Mayor of the City of Waterbury upon request from the Budget Director to approve any budget transfers from the Contingency account related to emergency purchases of Sand and Salt supplies or any other Snow Plowing expenditures. Such transfers will be communicated to the Board of Alderman at the first meeting of the Board immediately following the emergency transfer.

CITY OF WATERBURY
MAYOR'S PROPOSED BUDGET
FY2010-11
BUDGETARY CHARTER REQUIREMENTS

General Executive Summary

This executive summary is forwarded as a detailed account of the Mayor's Proposed Budget for Fiscal year beginning July 1, 2010 through June 30, 2011 (FY11).

The Administration drafted the FY11 budget under very difficult economic conditions. The City is experiencing minimal grand list growth, decreased state aid and a continued precipitous decline in most local fees and usage revenues. In fact, when taxes are left out of the equation, this budget shows a reduction in all other revenue of $2.8 million. To address these shortfalls, this budget eliminates funding for 14 positions now vacant and zeroed out an additional 7 positions requested by department heads.

The City's FY11 proposed budget increases the mill rate from the FY10 level of 39.9202 to 42.7288. This is a 2.81 mill increase, roughly 7.04% over last year's current tax collection rate. The revenue includes a proposed current tax collection rate of 96.0%, this is the same level as used in FY10. The proposed tax collection rate of 96.0% is a level that has been reached by the City during the past five years. The three-year tax collection rate, which is allowed by charter, now stands at 96.72%, but the City has seen some difficulty in the current year as it now appears that the City may reach only a 96.3% current collection rate in FY10.

The initial budgetary compilation of all of the requests submitted by the City's Department Heads would have necessitated a budget with appropriations in the amount of $397.9 million. This would have been an increase of $23.96 million or 6.4% over the previous year's adopted budget of $373.9 million. The City was able to reduce the Departments' requests by $11.54 million but it still needed to increase revenue estimates by an aggregate amount of $17.1 million.

The Mayor's Proposed budget for FY11 is in the amount of $385,347,018 representing an increase of $11.42 million or 3.05% over the previous year's budget. Of the $11.4 million increase $9.3 million is for increases associated with health insurance, debt service, and pension increases.

The three-year plan had estimated revenues of $370 million for FY11 receipts. At the time of this budget development, however, current conditions had worsened necessitating that revenue estimates be revised downward to $368.27 million. These changes were mainly because of minimal grand list growth and decreased state aid revenues. Both of these factors are discussed further within this document. When the FY11 budget development process was started, the City had a budgetary gap of $29.6 million in order to balance estimated revenues with requested appropriations.

As has been done in the past, the City is designating a modest amount of its Fund Balance to assist with budgetary relief. The FY11 Mayor's Proposed Budget includes the designation of $3 million of fund balance for mill rate relief. The City remains committed to its long-term goal of keeping a "Rainy Day Fund" of approximately 5% of current budget. The City also maintains a policy of not designating fund balance in excess of 1% of the budget for relief purposes to ensure that structural imbalances are not created within the budget. It is hoped that results of operations in the current year will result in the City not having to draw too steeply on its existing fund balance so that it may continue to be available as back-up to any unforeseen event.

The Mayor utilizes a Budget Subcommittee format to advise him on matters of budget development. The Budget Subcommittee, headed by the Budget Director, and consisting of the Director of Operations, the Finance Director and staff from the Office of Budget Control, the Finance Department, and the Mayor's Office reviewed all of the departments' submissions for FY11 budget requests. Again this year, the Budget Subcommittee was assisted by James Mullen a former member of the Waterbury Financial Planning and Assistance Board.

The Subcommittee developed a set of recommendations for Mayoral approval. Some of the Highlights of the changes approved by the Mayor and hereby submitted as part of the Mayor's Proposed FY11 Budget are as follows:

FY11 BUDGET POINTS

- Total Budget proposal of $385.35 – an increase of 11.4 million or 3.05% from FY10 adopted budget of $373.93
- Tax collection receipts from all sources have been increased by $14.2 million from the FY10 budget – this is mainly as a result of increasing current mill rate by 7.04%
- State Aid for Non-Education grants has been decreased by nearly $1.1 million based mostly on anticipated reductions in the State's Payment In Lieu of Taxes (PILOT) grants
- The Education Cost Sharing (ECS) grant has been estimated by OPM to be kept at the FY10 level - $113.6 million, which was also the same as FY09

REVENUE

The following are included in the Proposed Budget regarding Revenue:

- Grand list growth of .03% - this was an increase of $1.7 million from $5.279 billion to $5.280 billion in value
- Mill rate of 42.7288 mills included in the FY11 proposal is 2.81 mills higher than current 39.9202
- Current tax collection rate kept at current rate of 96.0%
- At the proposed 96.0% collection rate, 1 mill is equal to $5,067,463
- All State Aid grant amounts are based on the OPM Estimates book published in February 2009 as part of the Governor's Proposed FY10 Budget
- Designation of $3 million of existing Fund Balance
- Income from Investments decreased by $600,000 to $1.5 million from the current budget of $2.1 million based on reductions in current market rate of returns on investments

- Real Estate Conveyance reduced to $1.0 million from current level of $1.5 million based on current collection activity

APPROPRIATIONS

Changes to the recommended appropriations of the City for FY11 are as follows:

- Reduction of $12.5 million from Department Head Requests of $397 million to a final proposed budget of $385.3 million
- Operating Charges and Employee benefit sections of the budget have been increased by approximately $8.67 million necessitated mostly by:
    - Health Insurance increases - $6.8 million
    - Debt Service increases - $1.6 million
    - Pension Plan increases - $1 million
- Budget makes continued $2.3 million deposit to Reserve Fund for Other Post Employment Benefits (OPEB) liabilities
- The Department of Education's funding is increased by $2 million to accommodate the change to Gilmartin School program
- General Fund position count is decreased by 14 positions

Narrative on the major issues in the FY11 Proposed Budget is found below.

DEPARTMENT ALLOCATION OF BENEFITS

The Mayor's proposed budget attempts to identify all the costs associated with running the specific departments by including Pension and other Benefit Allocations on attachments B, C, and D. The allocation of benefits is a requirement of the Charter. Exhibit E is an illustration of each department's costs for the categories of personal services, other expenses, and benefit allocations.

The Mayor's Proposed Budget shows the benefit allocation in the using department. These costs are shown at the bottom of the department's appropriation page as a payment made on behalf of that department. These costs are not part of their direct appropriation since these payments are actually made from the internal service funds.

The following table is based on total costs including direct appropriation to the departments and the distribution of costs for active employees (normal) pension cost, active employee insurance, workers' compensation, heart and hypertension, life insurance and unemployment insurance – as may be seen in Exhibits B, C, & D. The expenses of the department including the benefit allocations can be found in Exhibit E.

The table shown below indicates that the amounts budgeted for education purposes, costs associated with retirees and dependents, public safety, debt service and other sundry costs account for $344 million or 89.28% of the City's Budget.

All other activities of the City Departments, including public works, must be accomplished with $41.3 million or roughly 10.72% of the budget.

FY11 Departmental Costs including Pension & Benefits	
Department of Education (DOE)	$220,152,586
Retirement Board (net of DOE)	$45,583,449
Public Safety	$54,699,826
Operating Charges	$23,608,311
Public Works	$21,889,312
Human Services	$6,430,891
Finance	$6,274,136
General Government	$5,314,251
Planning & Development	$1,394,256
Total GF Expenditures	$385,347,018

The pie chart shown below indicates that more than one half of the City's general fund budget is expended on items related to Education. The Education costs account for 57% of the entire General Fund budget when all benefits are allocated to the department. The direct appropriation for Education in FY11 is proposed to increase $1 million from the FY10 level of $155.6 million. The FY11 benefit allocation to Education is valued at $62.5 million while in FY10 it was valued at $60.4 million.

The City does receive grants from the State of Connecticut in support of Education. For FY11 the Governor has proposed an amount of $116.1 million for the ECS and transportation grants. These amounts have been frozen since FY09.

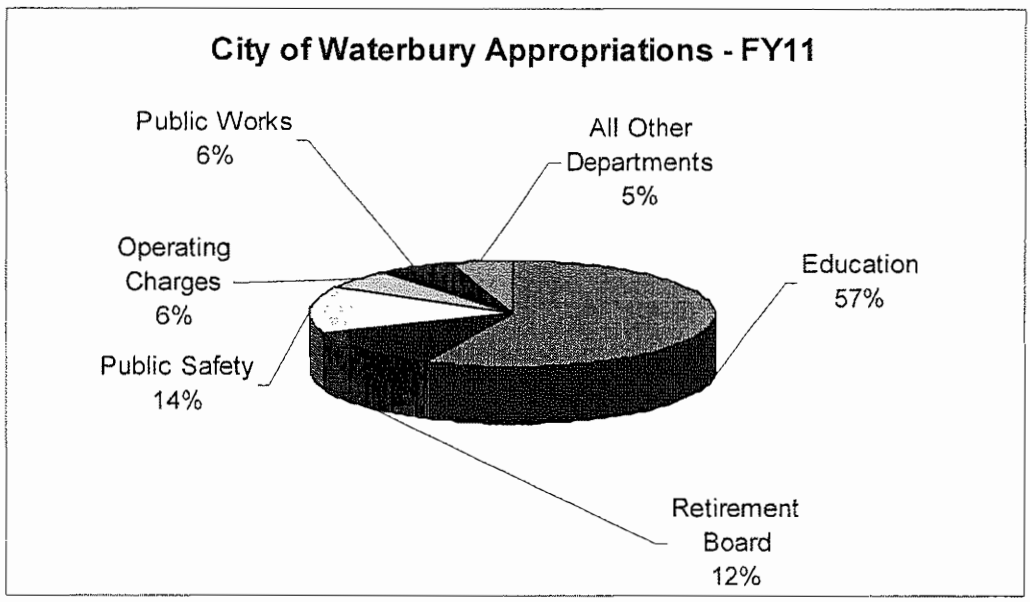

With an aggregate total budget of $54.6 million, the public safety departments of Police and Fire services account for another 14% of the budget.

One of the largest set of expenditures is associated with employee benefits. In the aggregate these expenses add up to $107.6 million. The table included below

illustrates the fiscal impact of contributions to pension and health costs on the city budget and the associated mill rate:

PENSION PLAN	TOTAL	Value of 1 mill	# of mills
Normal Cost Contribution	$1,929,360	$5,067,463	0.38
Accrued Liability & Debt Service Contribution	$43,030,147	$5,067,463	8.49
Total Pension Contribution	$44,959,507		8.87
HEALTH BENEFITS	**TOTAL**	**Value of 1 mill**	**# of mills**
Contribution - Active Employees	$22,951,835	$5,067,463	4.53
Contribution - Retirees	$39,686,989	$5,067,463	7.83
Total Health Contribution	$62,638,824		12.36

Isolating the payments made on behalf of retirees and their families indicates that $82.7 million is expended for this purpose. The following table illustrates this point:

Pension & Retiree Health Benefits	TOTAL	Value of 1 mill	# of mills
Accrued Liability & Debt Service Contribution	$43,030,147	$5,067,463	8.49
Health Contribution - Retirees	$39,686,989	$5,067,463	7.83
Total Contribution for Retirees	$82,717,136		16.32

As may be seen above, the City is now paying the equivalent of **16.32 mills** for liabilities that were previously incurred. In the absence of these payments the City could have expected to have a current mill rate in the vicinity of 26 mills.

REVENUE

Below is a table illustrating the amounts included in the City's FY11 Revenue projections. The City is projecting to use $3 million of fund balance which would necessitate the receipt of $382.3 million from all other sources.

GENERAL PROPERTY TAX	$223,439,544
STATE AID	$139,142,061
USE OF FUND BALANCE	$3,000,000
REIMB. FROM FUNDS OR AUTHORITIES	$3,471,763
ALL OTHER REVENUE	$16,293,650
TOTAL REVENUES	**$385,347,018**

As may be seen from the table included above, the City's budget is highly dependent on property tax and state aid revenue. State Aid has been on a decline over the past two years. In fact State Aid used to account for 38% of revenue whereas in FY11 it is represented at 36% of the budget.

In the aggregate, the pie chart indicates that the two categories of taxes and state aid account for $362.6 million or 94.1% of the $385.3 million in revenue needed to operate the City.

The pie chart seen below is an illustration of the revenue data on the table seen above.



Below the reader will find information on the most important points related to revenue projections included in the FY11 Proposed Budget.

GRAND LIST GROWTH

The Mayor's Proposed Budget is based on the grand list of October 2009 in the NET amount of $5,280,973,988 forwarded by the City's Assessor. This is based on a Gross grand list of $5,532,000,767 with aggregate exemptions in the amount of approximately $251.0 million.

As mentioned above, the net grand list as of October 1, 2009 is valued at $5.280 billion. In comparison to last year's numbers the grand list saw an increase of $1.7 million; this is a .03% increase from previous year. Details are as follows:

- The real estate portion, at $4.628 billion accounts for 87.6% of the $5.28 billion grand list, increased by $1.5 million or a .03% growth factor
- The Personal Property portion of the grand list at $300.24 million or 5.7% of the total grand list, increased by $2.69 million over its previous year's value – an increase of .90%
- The Motor Vehicle portion of the grand list at $349.82 million or 6.6% of the total grand list, decreased by $2.55 million over its previous year's value or a loss of .73%

These grand list numbers are subject to any changes made by the Board of Assessment appeals. The budget contains a computation for a decrease of .15 of one percent (.15%) loss through the appeals process. This factor budgets for an erosion of the grand list in the amount of approximately $7.9 million through this

appeals process and any other certificate of corrections that may occur during the year.

COLLECTION RATE ON CURRENT TAXES

The FY11 budget includes a current tax collection rate of 96.0%. This is the same level included in the FY10 budget.

The City's Charter authorizes the Mayor to propose a collection rate up to an amount reflecting the three-year average. Higher amounts may not be used unless certification is made by the Finance Audit and Review Commission (FARC) that the rate proposed is a fair estimate to be used. The FARC met on March 24, 2009 to review the City's request to include 96.0% as a current tax collection rate in FY10 and took action on a unanimous vote in the affirmative allowing the city such use. The City is making no changes and using this same approved rate in FY11.

The Mayor's proposed budget with its use of 96.0% is approximately .7% below the three-year average of 96.72% based on numbers reported in the City's Audited Financial Statements.

PRIOR YEARS' TAXES & INTEREST

The FY11 Budget contains an estimate that the City will collect $3.8 million associated with prior year collections. The City budgets an additional for $1.5 million for interest and fees on prior year taxes based collections of the prior year taxes.

The Audited financial statements for the fiscal year ended June 30, 2009 indicate that the City is owed approximately $25 million in delinquent taxes and interest. This amount is net of allowance reserves for potentially uncollectible taxes and interest.

STATE AID – FORMULA GRANTS

The Budget includes a schedule of all State Aid revenue projections expected by the City hereby attached as Exhibit G. All of the amounts are published in the "Estimates of State Formula Aid to Municipalities" published February 3, 2010 by the State of Connecticut's Office of Policy and Management. These are the numbers included by the Governor as her proposal for State Aid to Waterbury in the coming fiscal year. These numbers will be reviewed and potentially changed by the deliberations of the Connecticut General Assembly.

The State Legislative Session is scheduled to end its work on Wednesday, May 5, 2010. As always, the City seeks to adopt its budget after the state revenues are finalized, thus bringing budgetary stability to this line item that accounts for approximately 36% of revenues, but the City needs to have an adopted budget and an approved mill rate by Friday, June 11th to meet Charter requirements.

Exhibit G, the schedule mentioned above, shows that the City is scheduled to receive $139.1 million in State Aid, this is $1 million less than the revenues in the current year budget.

APPROPRIATIONS

PERSONAL SERVICES – NON EDUCATION

The FY11 proposed budget includes funding for a non-education departments' authorized position count of 1103 in the amount of $65.2 million. This position count is 14 positions less than FY10's adopted budget listing of 1117 in the amount of $64.6 million. These amounts include all funds spent on personal services such as overtime, longevity, and holiday pay. The breakdown of the specific departments and those costs can be found in Exhibit A – the schedule of department appropriations. Exhibit A shows that the Department of Education's request is for 2214 full time positions.

Below you may find information related to the changes in position count proposed for non-education departments of the City.

Department	FY10 Adopted Budget	FY11 Proposed	Increase (Decrease)
Office of the Mayor	9	9	0
Legal Department	15	15	0
City Clerk	5	5	0
Town Clerk	12	11	(1)
Dept. of Human Resources	15	13	(2)
Registrar of Voters	5	5	0
Dept. of Finance	23	23	0
Dept. of Assessment	15	15	0
Dept. of Revenue Collection	25	25	0
Dept. of Purchasing	4	4	0
Dept. of Audit	2	2	0
Dept. of Budget Control	3	2	(1)
Dept. of Information Technology	12	12	0
Police Department	381	378	(3)
Fire Department	263	258	(5)
Department Of Public Works	192	190	(2)
Office of the City Plan	7	7	0
Dept. of Inspections	14	14	0
Health Department	83	83	0
Silas Bronson Library	32	32	0
Total Non-Ed Departments	1,117	1,103	(14)

As shown above the proposed budget decreases workforce in non-education departments by 14 positions but in addition it also eliminated funding for 7 new positions requested by the departments.

The FY11 proposed budget includes the cost of living increases for all of the bargaining unit contracts settled at budget development time. The Salary Adjustment

account sets aside a contingency amount related to potential increases from other contracts not yet settled. The Police contract was not settled at time of development.

EDUCATION

The Department of Education's proposed budget for FY11 includes a direct appropriation of $157.625 million. This figure represents a $2 million increase over the level of funding of the department's FY10 appropriation; this represents a 1.29% increase to the general fund appropriation.

The proposed direct appropriation to the department in the amount of nearly $157.6 million does not include the additional $62.5 million the city pays for benefits on behalf of department employees. The City is now reflecting those costs as an allocation on the Department's page. Including those costs the City will be spending an approximate $220.1 million on behalf of education.

The Department's request was in the amount of $159.925 million which would have been a $4.3 million increase from the current level. The department's request was for personal services costs in the amount of $121.6 million and other expenses of $38.2 million. The Mayor's proposed budget reduces $2.3 million of the requested increase. The FY11 appropriation tries to account for the increases to the new and expanded Gilmartin School programs.

As previously mentioned, the Governor's FY11 proposal for State Aid includes an ECS Grant amount of $113,617,182 that is the same level as the FY09 and FY10 grants. The State's Budget also proposes slight decreases in the school transportation grants and it has capped to a statewide maximum the reimbursements that a town can receive from special education costs.

FUNDING OF THE PENSION PLAN

The Pension Trust Fund and its Unfunded Actuarial Liability have been a significant challenge for the City of Waterbury. The City had been in the process of studying the savings impact of issuing Pension Obligation Bonds (POBs). The City issued those bonds in early September 2009 resulting in a $311 million contribution to the Pension Trust Fund.

The deposit of the proceeds into the pension trust fund established a 70% funding status for the plan. This significantly reduces the amount the City needs to contribute going forward to amortize the remaining Unfunded Liability. However, the City will be paying the principal and interest on the bonds for the next 30 years.

The City has chosen to keep the debt service payments associated with the POB under the portion of the budget accounting for pension plan contribution; this allows for easier comparison to the current year and prior year budget contributions. As may be seen below, in total, the appropriation related to pension is increased by $920,000 from the FY10 contributed amount.

General Fund Pension Contributions	FY10	FY11
Employees' Annual Required Contribution	$6,166,237	$6,443,718
Amount included in 3 Yr plan		
City's projected pension contribution	$43,975,000	$16,765,993
Principal & Interest payments on POBs	$0	$28,193,514
Amount City contributing on behalf of Pension	$43,975,000	$44,959,507

HEALTH INSURANCE INTERNAL SERVICE FUND

The City is self-funded for the provision of health insurance benefits to active employees, retirees and eligible dependents. The City utilizes Anthem Blue Cross Blue Shield as its plan administrator. The City also uses a consultant in the design and costing of these benefits.

On an annual basis the consultant studies the City of Waterbury's health insurance claims and based on industry inflation rates develops and provides to the City the amounts required for the following year's budget. Using the consultant provided expenditure projections the City develops a budget for contributions to the Internal Service Fund. For FY11 the consultant recommended using an 11% inflation rate but the City has included a 9% inflation rate based on current year projections.

The local ordinance regarding the management of the ISF requires that the City use no more than 30% of any existing fund balance as a budget management tool. This policy is meant to prevent the excessive use of fund balance to create a structural imbalance in the fund's budget. In FY11 the City is proposing the use of $2.0 million of Fund Balance.

The Health Insurance Internal Service Fund (ISF) acts as an insurance company assessing on an annual basis fees to the General Fund and the Enterprise Funds for participation in the receipt of benefits. The use of an internal service fund provides budgetary stability since an internal service fund can post a deficit so long as there is a plan to address it.

As previously mentioned, the City worked with its actuarial services firm to develop Waterbury's Other Post Employment Benefits (OPEB) valuation. The City's Comprehensive Annual Financial Report indicates that there is an Actuarial accrued liability in the amount of $604,283 million. In FY08, the City created a separate fund to start to address Other Post Employment Benefits (OPEB). At the end of FY10 the City should have approximately $9 million in this Fund. The City proposes to fund this deposit at the $2.3 million level in the FY11 budget.

As may be seen below, the City now spends approximately $79 million in providing health benefits to active as well as retired employees. The roughly $16.4 million of Revenue to the fund from other sources assists with the costs apportioned to the general fund. The City's proposed budget requires a General Fund contribution of $62.6 million; this is $6.8 million more than FY10's contribution of $55.8 million. Approximately $8 million is slated to be received from employees as their co-share

cost for plan participation. The City also receives approximately $2.07 million from the Water and Sewer Enterprise Funds as an assessment for plan participation.

The summary format of the Health Insurance Fund Budget is seen below, a detailed version is included as Exhibit F in this document.

Revenue Projections – FY11	
State of CT Teacher's Co-Pay	$1,645,000
Health Ins. Co-Share - GF Plan Participants	$7,975,000
Health Ins. Co-Share - Retiree Participants	$555,000
Waste Treatment Contributions - Active & Retired	$872,178
Water Bureau Contributions - Active & Retired	$1,195,468
Medicare Reimbursement	$630,000
Interest on Corpus	$750,000
Insurance Rebates	$796,486
Use of Available Fund Balance	$2,000,000
TOTAL REVENUES	**$16,419,132**
Expenditure Projections – FY11	
Health Insurance Claims	$55,872,128
Managed Drug Benefit	$9,724,189
Dental Benefit	$3,651,303
Network Access Fee	$2,178,901
Anthem BC/BS Administration	$1,234,627
Individual Stop Loss Premium	$221,014
Fully Insured Medicare Premiums	$3,153,794
Subtotal Cost of Insurance	**$76,035,956**
Change in IBNR	$400,000
Professional Services	$325,000
Contribution to OPEB - Normal Cost	$2,297,000
TOTAL EXPENDITURES	**$79,057,956**
Total General Fund Contribution Required	**$62,638,824**

As may be seen in Exhibit F in this document the City estimates that $22.95 million of will be spent on behalf of current employees while $39.68 million will be spent on behalf of retirees (includes OPEB contribution). This computation is based on FY09 actual data pointing that 50.58% of the expenses occurring in that year were associated with retiree benefits.

OTHER INTERNAL SERVICE FUNDS

The City operates Internal Service Funds for General Liability, Heart and Hypertension and Workers' Compensations costs. The management of these funds is also regulated by the ordinance and the risk management staff (RMAS) committee mentioned above.

- The General Liability exists to account for expenditures associated with claims and litigation brought against the City.
- The Heart and Hypertension exists to account for expenditures associated with certain claims incurred by Police and Fire personnel. The State of Connecticut General Assembly eliminated this benefit for all personnel hired after 7/1/96.
- The Workers' Compensation exists to account for expenditures associated with claims of injury sustained by city employees.

The following tables illustrate a five-year history of the financial position of the Internal Service Funds. The latest audited data is available as of fiscal year end 2009.

Assets	2005	2006	2007	2008	2009
General Liability	$5,958,000	$7,488,000	$8,389,000	$8,582,000	$7,174,005
Workers' Comp	$11,813,000	$11,793,000	$13,151,000	$12,668,000	$12,705,249
Heart & Hypertension	$9,009,000	$9,409,000	$11,070,000	$11,546,000	$10,955,298
Total	$26,782,005	$28,692,006	$32,612,007	$32,798,008	$30,836,561

Liabilities	2005	2006	2007	2008	2009
General Liability	$5,197,000	$4,979,000	$4,864,000	$5,270,000	$4,609,323
Workers' Comp	$20,188,000	$20,313,000	$23,180,000	$22,703,000	$23,772,070
Heart & Hypertension	$14,314,000	$12,865,000	$10,955,000	$10,705,000	$9,400,000
Total	$39,701,005	$38,159,006	$39,001,007	$38,680,008	$37,783,402

All of the information included in these tables is gleaned from the applicable Audited Financial Reports of the city's finances for the years mentioned.

Net Assets - Unrestricted	2006	2007	2008	2009
General Liability	$2,509,000	$3,525,000	$3,312,000	$2,564,682
Workers' Comp	($8,520,000)	($10,029,000)	($10,035,000)	($11,066,821)
Heart & Hypertension	($3,456,000)	$115,000	$841,000	$1,555,298

The table printed above indicates that:

- While the Asset of the General Liability account decreased by 1.4million, the liabilities also decreased by $660,000
- The Workers Compensation assets remained stable but the liability increased by slightly more than $1 million
- The Heart and Hypertension surplus improved by $715,000 by changing the surplus of $841,000 in FY08 to $1.5 million by end of FY09

The city is committed to the long-term viability of these funds. These funds are subject to an annual valuation report done by an outside actuarial firm.

Also as part of the computation of the FY11 general fund contributions is an amount computed to amortize the Workers Compensation fund's deficit over a number of ten (10) years. As previously stated, in addition to the contributions from the General Fund, the Workers Compensation account will also be receiving contributions from the Water and Sewer Enterprise Funds.

CHARTER REQUIREMENTS

The Charter adopted by the electors of the City of Waterbury on November 5, 2002 contains specific requirements on Section 9B-3 regarding the presentation of the budget. The following information is provided to meet such requirements.

1. **An estimate of all revenue cash receipts anticipated from sources other than the tax levy**

REVENUES OTHER THAN TAXES	FY10 ADOPTED BUDGET	FY11 MAYOR'S PROPOSED BUDGET	FY11 BUDGETARY CHANGES	FY11 % DIFF.
PAYMENTS BY OTHER JURISDICTIONS	$18,984,057	$17,370,174	($1,613,883)	-8.5%
OTHER FINANCE DEPARTMENT REVENUE	$9,310,000	$9,470,000	$160,000	1.7%
USE OF FUND BALANCE	$3,000,000	$3,000,000	$0	0.0%
REIMB. FROM FUNDS OR AUTHORITIES	$3,766,974	$3,471,763	($295,211)	-7.8%
EDUCATION GRANTS & OTHER REVENUE	$122,094,403	$121,994,387	($100,016)	-0.1%
ALL OTHER DEPARTMENTS	$6,436,650	$5,411,150	($1,025,500)	-15.9%
TOTAL REVENUES	**$163,592,084**	**$160,717,474**	**($2,874,610)**	-1.8%

2. **An estimate of the general fund cash surplus at the end of the current fiscal year or of the deficit to be made up by appropriation**

FY10 YEAR END PROJECTIONS*		
REVENUES	EXPENDITURES	RESULTS OF OPERATIONS
$371,819,554	$373,927,596	($2,108,042)

*Source: City's Monthly Financial Status Report as of 12/31/09

The City's Office of Budget Control issues a Financial Status Report which report is filed with the Board of Aldermen and the Finance and Audit Review Commission. The Office uses actual-to-date information retrieved from the City's core financial system at the end of the month and makes certain assumptions for expenditures through year-end. The Office relies on weekly and biweekly payroll figures to ascertain its assumptions regarding payroll – the largest expense in the general fund budget.

Regarding the Board of Education's General Fund Appropriation, the Office of Budget Control relies on monthly information provided by that Department's submission of its own Monthly Expenditure Report.

The City's last official Monthly Expenditure Report sent to the BOA is as of 12/31/09 as is seen above. The City is working with its departments to find savings in the current year to offset the diminished receipts in the current year and achieve modest positive results of operations for FY10.

3. The estimated expenditures necessary for the operation of the several departments, offices and agencies of the City

The City's overall expenditure appropriations are increasing by $11.4 million or 3.1% as identified in the table seen below.

EXPENDITURES	FY10 ADOPTED BUDGET	FY11 MAYOR'S PROPOSED BUDGET	FY11 BUDGETARY CHANGES	FY11 % DIFF.
GENERAL GOVERNMENT	$4,737,793	$4,859,742	$121,949	2.6%
FINANCE	$5,577,773	$5,603,386	$25,613	0.5%
PUBLIC SAFETY	$45,338,644	$45,219,767	($118,877)	-0.3%
PUBLIC WORKS	$19,332,064	$19,337,581	$5,517	0.0%
PLANNING AND DEVELOPMENT	$1,201,754	$1,222,999	$21,245	1.8%
HUMAN SERVICES	$5,701,504	$5,475,017	($226,487)	-4.0%
EDUCATION	$155,625,000	$157,625,000	$2,000,000	1.3%
OPERATING CHARGES	$92,249,064	$100,922,019	$8,672,955	9.4%
RETIREMENT BOARD	$44,164,000	$45,081,507	$917,507	2.1%
TOTAL EXPENDITURES	**$373,927,596**	**$385,347,018**	**$11,419,422**	3.1%

4. Debt Service requirements for the ensuing fiscal year

The City accounts for its debt service costs in a separate Debt Service Fund. The General Fund makes an annual contribution to that Fund in an amount sufficient to meet all of its debt service requirements net of any balance in the Fund.

The issuance of Deficit Financing Bonds created a Debt Service Reserve balance which must remain in the Fund until the debt service associated with the deficit financing bonds are paid off. The interest income associated with retaining that reserve is available for use during the year.

DEBT SERVICE REQUIREMENTS	FY11
EXISTING BOND PRINCIPAL	$8,917,000
EXISTING INTEREST	$4,918,747
TOTAL DEBT SERVICE REQUIREMENT	$13,835,747
POTENTIAL DEBT FOR NEW PROJECTS	$2,164,253
USE OF FUND BALANCE IN THE DEBT SERVICE FUND	($1,500,000)
TOTAL CONTRIBUTION TO DEBT SERVICE FUND	$14,500,000

The amounts budgeted for Debt Service in FY11 assume that the City will be borrowing some moneys to finance capital improvements and renovations needed at City Hall and for ongoing school construction projects. It is expected that the City will issue a combination of bonds and bond anticipation Notes (BANs) each September until all projects are fully funded.

The City is budgeting a new debt line item in the amount of $2.1 million, as may be seen in the table included above, which would be of use for any new principal and interest payments associated with the issuance of new debt for any of the capital projects previously approved for issuance.

5. **An estimate of the sum required to be raised by the tax levy for the ensuing fiscal year, assuming a rate of current levy year collections not greater than the average rate of collection in the year of levy for the last three (3) completed fiscal years**

The "Sum required to be raised by the tax levy" is a function of three different factors. Those factors are: Current Tax collection rate to be used, Grand List data most recently available, and the mill rate recommended for use in the subsequent year. Below the reader will find the data used in the development of the City of Waterbury's Mayor's Proposed Budget for fiscal year of July 1, 2010 through June 30, 2011.

CURRENT TAX COLLECTION RATE

As stated above, the Charter requires that a three-year average Current Collection rate be computed. The Mayor's proposal uses a rate of 96.0%; this is somewhat less than the three-year average of collection as seen in the following table.

Audited 2007	Audited 2008	Audited 2009	3 YEAR Average	Adopted FY10	Projected 2010	Proposed FY11
96.68%	96.42%	97.06%	96.72%	96.00%	96.30%	96.00%
Source: City's Audited Financial Statements						

The Mayor's use of an amount of 96.0% was based on the following facts:

- An audited average collection rate of 96.72% of the adjusted levy was achieved in the past three years
- An audited collection rate of in excess of 96.0% has been achieved in the City since fiscal year 2004
- Actual collections to date indicate projections of a 96.3% collection rate in FY10

The FARC has considered the Mayor's request to use 96.0% as a current collection rate in FY10 and granted its approval then.

GRAND LIST DATA

Below you will find information comparing the October 1, 2008 and October 1, 2009 Grand List data. Both sets of information are derived from the first compilation of the Grand List signed by the Assessor as required by State Statute. It does not include changes made by the Assessment Board of Appeals which changes will be made after appropriate hearings are held.

This is the most recent grand list data available at the time of the printing of the Mayor's Budget. The table illustrates the different categories of property valued in Waterbury and compares Grand List data as for those two years. It also attempts to show the increase or decrease in monetary and percentage values for the different categories.

Taxable Category	Grand List as of October 1, 2008	Grand List as of October 1, 2009	Changes in GL 10-1-08 & GL 10-1-09	Diff. %
Real Estate - Gross	$4,706,975,700	$4,693,558,980	($13,416,720)	-0.29%
Real Estate - Exemptions				
Veterans/ Blind/ Elderly	($13,437,460)	($13,234,190)	$203,270	-1.51%
Totally Disabled (SS)	($468,000)	($458,000)	$10,000	-2.14%
Industrial Exemptions	($11,677,900)	($8,519,460)	$3,158,440	-27.05%
Enterprise & ITZ Zone	($55,066,810)	($43,448,780)	$11,618,030	-21.10%
Real Estate - Net	$4,626,325,530	$4,627,898,550	$1,573,020	0.03%
Personal Property - Gross	$413,349,912	$475,612,323	$62,262,411	15.06%
Penalty (25% on late or no PP filings)	$9,448,442	$7,079,323	($2,369,119)	-25.07%
Personal Property - Exemptions				
Industrial Exemptions	($880,490)	($892,270)	($11,780)	1.34%
Enterprise & ITZ Zone	($26,112,470)	($84,452,740)	($58,340,270)	223.42%
Manufacturers' Equipment Incentive	($95,213,330)	($94,076,400)	$1,136,930	-1.19%
Miscellaneous Exemptions	($43,830)	($22,270)	$21,560	-49.19%
Personal Property - Net	$300,548,234	$303,247,966	$2,699,732	0.90%
Motor Vehicles - Gross	$358,878,418	$355,750,141	($3,128,277)	-0.87%
Motor Vehicles - Exemptions				
Veterans/ Blind/ Elderly	($2,740,820)	($2,682,530)	$58,290	-2.13%
Totally Disabled (SS)	($172,870)	($189,040)	($16,170)	9.35%
Manufacturers' Equipment Incentive	($3,577,687)	($3,051,099)	$526,588	-14.72%
Motor Vehicles - Net	$352,387,041	$349,827,472	($2,559,569)	-0.73%
Total Grand List - Gross	$5,488,652,472	$5,532,000,767	$43,348,295	0.79%
Total Exemptions	($209,391,667)	($251,026,779)	($41,635,112)	19.88%
Total Grand List - Net	$5,279,260,805	$5,280,973,988	$1,713,183	0.03%

MILL RATE INFORMATION

The Mayor's Proposed Budget includes a mill rate calculation of 42.7288 mills. This is an increase of 2.8 mills or approximately 7.04% increase in the tax rate.

The Mayor's Budget assumes that .15 of one percent will be lost through assessment appeals. This $7.92 million would assist in accounting for any potential loss of revenue through assessment appeals that may be left over from revaluation since taxpayers may have chosen to appeal the new assessments.

MILL RATE COMPUTATION	FY11
OCTOBER 1, 2009 GRAND LIST - NET OF EXEMPTIONS	$5,280,973,988
PROJECTION FOR LOSS THROUGH APPEALS (.15%)	($7,921,461)
ESTIMATE OF TAXABLE GRAND LIST (NET OF .15%)	$5,273,052,527
100% OF TAX LEVY AT **42.7288** MILLS	$225,311,207
TAX CREDITS FOR ELDERLY & DISABLED	($792,000)
LEVY NET OF TAX CREDITS	$224,519,207
PROJECTED 96.0% COLLECTION RATE OF NET LEVY	$215,538,439

As may be seen above, the factors of current grand list, mill rate, and collection rate of 96.0% provide an amount of $215.5 million of current tax revenue. At this rate 1 mill equals $5,067,463 of revenue.

6. **A balanced relation between the total estimated expenditures and total anticipated revenue cash receipts, taking into account the estimated general fund cash surplus or deficit at the end of the current fiscal year**

FY10 PROJECTED RESULTS OF OPERATIONS	**$0**
RESERVE - FOR CONTINGENCY & FUTURE BUDGET USE	$0
PROPOSED REVENUES - FY11	$382,347,018
USE OF FUND BALANCE	$3,000,000
PROPOSED APPROPRIATIONS - FY11	($385,347,018)
BALANCED BUDGET - FY11	**$0**

The City continues to work to achieve even results of operations at current year-end.

7. **The anticipated income and expense as well as profit and loss for the ensuing year for each utility or other enterprise fund operated by the City**

The proposal for the FY11 Operating Budget of the Water Pollution Control Fund does not increase the sewer rates of the City. The WPC is proposing to use $1 million of its existing fund balance; this essentially funds their projected capital needs for FY11 without need to adjust the rate.

The proposal for the Operating Budget of the Water Bureau Fund proposes to increase the water rates of the City by 4.13% in FY11. This increase is estimated to have an annual impact of $10.00 per year for a one family home. This increase is necessary because operations of the fund and current collections continue to be adversely impacted by the struggling economy. In addition, City Administration has restated its commitment to continue addressing the capital improvements needed by the Bureau of Water's aging infrastructure. This fund no longer has a sufficient reserve that can

assist with these capital improvements needed to protect the Water system – often stated as one of the City of Waterbury's best assets.

FY11 BUDGET - ENTERPRISE FUNDS			
INCOME	**WPCF**	**WATER**	**TOTAL**
CURRENT CHARGES	$15,863,205	$11,562,842	$27,426,047
INTEREST & PENALTIES	$600,000	$425,000	$1,025,000
ALL OTHER REVENUES	$2,902,500	$807,856	$3,710,356
USE OF FUND BALANCE	$1,000,000	$0	$1,000,000
TOTAL REVENUES	**$20,365,705**	**$12,795,698**	**$33,161,403**
EXPENSE	**WPCF**	**WATER**	**TOTAL**
PERSONAL SERVICES	$2,637,068	$3,628,455	$6,265,523
EMPLOYEE BENEFITS			
PENSION CONTRIBUTION	$735,614	$1,223,728	$1,959,342
CONTRIBUTION TO HEALTH INS. FUND	$872,178	$1,195,468	$2,067,646
CONTRIBUTION TO WORKERS COMP	$217,500	$453,737	$671,237
OTHER EMPLOYEE FRINGES	$69,389	$125,560	$194,949
PURCHASED PROFESSIONAL SERVICES	$809,729	$1,533,927	$2,343,656
PURCHASED PROPERTY SERVICES	$6,119,784	$249,400	$6,369,184
PURCHASED OTHER SERVICES	$343,526	$323,087	$666,613
SUPPLIES	$728,630	$1,281,082	$2,009,712
PROPERTY/CAPITAL OUTLAYS	$95,750	$61,600	$157,350
OTHER			
SINKING FUND CONTRIBUTION	$1,000,000	$581,000	$1,581,000
INDIRECT COSTS REIMB.	$461,250	$722,000	$1,183,250
DEBT SERVICE	$6,234,997	$102,000	$6,336,997
ALL OTHER MISCELLANEOUS	$40,290	$1,314,654	$1,354,944
TOTAL EXPENSES	**$20,365,705**	**$12,795,698**	**$33,161,403**

8. **A schedule of Major Proposed Budget Changes – Revenues and Appropriations is attached**

The Charter adopted by the electors of the City of Waterbury on November 5, 2002 also contains the following requirements on Section 9B-3:

"All estimates for expenses to be incurred for benefits, including medical, life insurance, pension, post-retirement life and medical shall be allocated to the department driving the expense."

The following schedules are provided to meet such requirements and include some additional information.

9. **A schedule of Proposed Department Appropriations**
   See Attached Exhibit A

10. **A schedule of Departmental Allocations for Benefits and Pension.**
    See Attached Exhibits B, C, & D

11. A schedule of Departmental Expenditures Including Appropriations and Allocations for Benefits and Pension.
See Attached Exhibit E

12. The Budget of the City's Health Insurance Fund.
See Attached Exhibit F

13. A schedule of State Aid Revenue Projections included in the Budget.
See Attached Exhibit G

CITY OF WATERBURY
FY 2010-11 PROPOSED BUDGET
MAJOR ISSUES/CHANGES

REVENUE

GENERAL PROPERTY TAXES

- Current Taxes current tax receipt computations are a factor of Grand List data, adopted mill rate, and collection rate used.
    - The GL grew by $1.7 million or a factor of .03% in the last year. As of 10/1/09 the city's GL is approximately $5.281 billion.
    - The Mayor's proposed budget changed the mill rate to 42.7288
    - The budget assumes a current collection rate 96.0% - the audited three-year average is 96.72% on adjusted levy at year-end. This is the same level as used in the FY10 budget.
- Prior Years' Taxes reflects current history of activity in prior year tax collection efforts. Budgeted amount is $3.8 million, which is unchanged from FY10
- Supplemental Motor Vehicle – the Mayor's proposed budget in FY11 is an amount of $1.6 million
- Interest on Current and Prior Years' Taxes amounts are decreased by an aggregate $300,000 to reflect FY09 actual collections and projections for current year receipts. FY09 included projections of $1.8 million in this category while in FY10 the budget is proposing that $1.5 million be budgeted.

PAYMENTS BY OTHER JURISDICTIONS

- State aid projections reflect, where estimates are available, amounts published in the Office of Policy and Management's Estimates of State Aid published in February 2010.

INTEREST, RENT, SERVICES AND MISCELLANEOUS INCOME

- Income from Investments Budgeted line item is $1.5 million – this is $600,000 less than FY10 budget of $2.1 million. Revenue decrease is needed based on current receipts and conditions affecting interest rates
- Fringe Benefit Contribution Proposed budget increases line item by $550,000 to $7.5 million based on FY09 actual receipts. This line item accounts for the fringe recovery costs that are billed back to grants for health insurance and other employee benefit costs related to employees hired under those grants. In FY09 the city experienced income of $7.3 million in this line item.

REIMBURSEMENTS FROM OTHER FUNDS OR AUTHORITIES

- Transfer-Water Fund – Indirect Service Charges based on indirect cost study. Budgeted line item is $722,000.

- Transfer-Sewerage Treatment Fund – Indirect Service Charges based on indirect cost study. Budgeted line item is $461,250.
- Water Fund and Sewer Treatment Pension & Fringe Benefits — Payments from the enterprise funds for Pension Contributions reflect actuarial valuation requirements. Payments are also made to the City's General Fund for FICA, Unemployment Compensation, and Life Insurance for the employees of the Enterprises Funds. The pension and fringe amounts in FY11 are proposed to be $1.25 million for the Water Fund and $800,000 for the Sewer Fund.
- Water Fund and Sewer Treatment Health Insurance Fund Contributions — Payments from the Enterprise Funds for health insurance costs will, in accordance with risk management policies, be made directly to the Health Insurance Internal Service Fund. These deposits made directly into the Health Insurance Internal Service Fund result in a decreased amount needed from the General Fund for those purposes. The contribution from the Water Fund is $1,195,000. The contribution from the Sewer Fund is $872,000.
- Water Fund and Sewer Treatment Workers' Compensation Fund Contributions — Payments from the Enterprise Funds for Workers' Compensation costs will, in accordance with risk management policies, be made directly to the Workers Compensation Internal Service Fund. These deposits made directly into the Workers' Compensation Internal Service Fund result in a decreased amount needed from the General Fund for those purposes. The contribution from the Water Fund is $453,000. The contribution from the Sewer Fund is $217,500.
- Golf Course Contributions — The Golf Courses reimburse the General Fund for the full cost of health insurance and other benefits as well as pension benefits for their current full time employees in the amount of approximately $235,000. Golf Course operations have been difficult and the FY11 General Fund budget proposes that an annual subsidy to the fund at the level of $100,000 to assist with this payment of benefits.

TOWN CLERK

- Deed Recording and Other Fees reflects FY10 projections by decreasing $50,000 from FY10 level based on current year activity. Revenue is proposed at $350,000 in FY11 from current level of $400,000.
- Real Estate Conveyance reflects current year projections. FY10's projections may reach $900,000. The amount budget for FY11 is $1 million which is a decrease of $500,000 based on current year budget of $1.5 million.

POLICE DEPARTMENT

- Parking Violations line item budgeted at $550,000. This is same level as current year.
- Parking Fees revenues are decreased by $125,000. Current year revenue receipts have been impacted by the loss of some long term parking accounts.

FIRE DEPARTMENT

- Proposed budget reflects decrease of $20,000 in fees or recoveries for services provided by the department. These increases are based on current projections for activity at year-end.

PUBLIC WORKS

- Northend Landfill: Refuse Disposal Charges amount has been decreased to $215,000 from FY10 level of $225,000 based on current year collections.
- Miscellaneous Fees this line item has been increased by $100,000 to reflect current year receipts.
- Recreational Program fees have been budgeted at FY10 level of $35,000.

INSPECTIONS

- In the aggregate, revenue for the department is budgeted at $1,175,500 in FY11. Fees have been decreased by $350,000 from current year level. This is based on current diminished activity in this area.

HEALTH DEPARTMENT

- Fees have been decreased by approximately $5,000 from current year level. This is based on current activity.

DEPARTMENT OF EDUCATION

- Education Equalization reflects amount published in the Office of Policy and Management's Estimates of State Aid published in February 2010. Governor's Proposal utilized monies from the Federal Stimulus package to keep the ECS grant in FY10 and FY11 at FY09 levels of funding.
- Special Education/Excess Cost reflects budget of $3 million in FY11. This is the same level as included in FY10 Budget.
- Other Education Specific Grants – all other grants are included as printed in the Estimates of State Aid of February 2010
- Reimbursements from Other Towns reflects a $85,000 increase to $785,000 in FY11 based on FY09 actual collections and current year projections.

CITY OF WATERBURY
FY 2010-11 PROPOSED BUDGET
MAJOR ISSUES/CHANGES

APPROPRIATIONS

GENERAL GOVERNMENT

- Office of the Mayor – Proposed budget increases mayoral salary by charter requirement as well as 2.5% increases for rest of appointed personnel. Budget decreases by half the professional services line item.
- Board of Alderman – Proposed budget includes $500 to provide some funds for education opportunities and materials available to the members of the Board of Alderman.
- Legal Department – Proposed budget increases office by one part time position. Proposal has line item for outside legal counsel services at level of $700,000.
- Office of the City Clerk – budget makes no changes to position count, adjusts salary of elected official to 50% of charter-mandated salary of position of Mayor.
- Office of Town Clerk – Proposal eliminates funding for vacancy in one of the two deputy positions. Salary of elected official is also 50% of charter-mandated salary of position of Mayor.
- Department of Human Resources – Proposed budget eliminates funding for 2 vacant positions.
- Office of the Sheriff – Salary of elected official is 10% of charter-mandated salary of position of Mayor.
- Office of Probate – budget funds rent for the office at an outside location and some additional cost for telephone and security systems.

FINANCE

- Finance Department – The proposed budget reflects the following:
    - Office of Finance/Comptroller– No position increases. Keeps the credit for reimbursement of CDBG funds for grant monitoring at the Finance Department where the grant oversight activities are now residing
    - Assessor's Office – Proposed budget makes no changes to this department.
    - Revenue Collector – Proposed budget makes no changes to department's requested position count.
    - Purchasing – Proposed budget makes no changes to this department

- Internal Audit – The proposed budget makes no changes to this department.
- Office of Budget Control – Proposal eliminates third position in the budget for which funding had been removed in FY10.
- Information Technology – Proposed budget makes no changes to department's requested position count.

PUBLIC SAFETY

- Police Department – Proposal eliminates funding for 3 positions that are vacant, 12 uniformed personnel will also remain vacant in FY11 as the City pursues federal funding. The Department's request was for 381 positions in the amount of $20.96 million. The FY11 Proposed budget funds 378 positions in the amount of $20.11 million for a savings of $845,000. This amount does not include any increases for the uniformed personnel, which contract is in the midst of negotiations. The City's budget includes a centrally controlled Salary Adjustment contingency account for contracts not settled at budget development time.
- Fire Department – Proposal eliminates funding for 7 positions most of which are vacant. The Department's request was for 265 budgeted positions in the amount of $16.02 million. The FY11 Proposed budget funds 258 positions in the amount of $15.72 million for savings of $650,000.

PUBLIC WORKS

In its FY10 Budget submission package the Department requested four additional personnel. In his proposal the Mayor has not included any additional positions and proposes to eliminate funding for three positions now vacant.

- Department of Public Works – The requested budgets for each of the bureaus within the Department of Public Works are collapsed to reflect a consolidated department with all the public works functions. For ease of reading, the budget includes the program budgets associated with the separate Bureaus. The appropriation, however, remains at the Department level to provide the Administration with the ability to transfer funds within the programs of the Department of Public Works (the bureaus) without the need for further legislative action.
    - Office of Director– The proposed budget leaves the position count unchanged. Some requests for other expenses were deemed to be related to public buildings and thus moved to that cost center.
    - Engineering – The position count for this Bureau remains unchanged. Funding was eliminated for three new positions requested.
    - Bureau of Parks – The proposed budget eliminates funding for three of four vacancies now in existence.
    - Public Buildings – The proposed budget increases the position count by one. This reflects the movement of one maintainer into this Bureau from the Department of Health.
    - Bureau of Leisure Services – The proposed budget leaves the position count unchanged. An inflation factor of approximately 3% was used to fund existing seasonal recreation services at current levels.

- Central Vehicle Maintenance – The proposed budget leaves the position count unchanged. An additional position had been requested but was not funded in the proposal.
- Refuse Collection – The proposed budget leaves the position count unchanged.
- The Waste line item reflects tipping fees charged by the Connecticut Resource Recovery Authority (CRRA). The proposed budget for this line item is $2.9 million and should cover potential costs based on information available regarding next year's rates.
- Bureau of Streets - The department did not request additional personnel. The FY11 proposed budget makes no changes to the position count but assumes savings from existing vacancy.
- Mark Lane Facility (formerly Northend Landfill) – The FY11 proposed budget makes no changes to the position count.

HUMAN SERVICES

- Department of Public Health – The proposed budget adds one full time nurse position for an additional site. Proposed budget excludes funding for rental expenditures and utility costs at current facility on an effort to move department to city owned facility prior to beginning of fiscal year.
- Silas Bronson Library – The proposed budget for the Library keeps the same number of budgeted positions as FY10 funded levels. The budget decreases the library pages line item to accommodate 5 positions only. It also includes a decrease of $35,000 in the account used to purchase books and other library materials to the level of $300,000 in FY11.

DEPARTMENT OF EDUCATION

- General Fund Appropriation for Education – The Board of Education's budget request is funded with a direct Appropriation of $157,625,000; this is a recommendation of a $2 million increase compared to current levels. This is a decrease of $2.3 million from the department's request.
- Education Benefit Costs – The City is also beginning to show the allocation of pension, health insurance, and other benefit costs paid by the City on behalf of this department. This is the second year we have done so. The Office of Budget Control projects these costs to be an additional $62.5 million that increases to $220 million the amount the City will spend on behalf of Education in FY11.

OPERATING CHARGES

The Operating Charges section of the budget at $100.9 million is approximately 26.3% of the entire budget. In FY11 this reflects an increase of 9.4% or $8.67 million more than the previous year's budget of $92.2 million. This increase is attributable mostly to health insurance and debt service fund contributions as seen below.

- Debt Service Fund Contribution – The debt service contribution reflects an increase of $1.6 million from the current year level; this is a 12.4% increase from previous levels. Debt service payments are increasing to $14.5 million from current level of $12.2 million. The FY11 proposal is reflective of the use of a $1.5 million fund balance available in the fund.
- Health Benefits – The FY11 budget is based on an inflation rate of 9%; this is less than the 11% recommended by the consultants. It is an increase of $6.8 million or 12.26% from the previous years contribution. Net of employee contributions, the amount needed from the City's general fund is 62.6 million. More detail on the health insurance budget may be found in Exhibit F.
- Health Benefits – Active Employees - Of the $62.6 million total, approximately $24.9 million will be spent on behalf of current employees. The use of $2 million in available fund balance is applied to the active employee part of the expense thus netting out to a contribution of $22.9 million needed in the FY11 budget.
- Health Benefits – Retirees - Of the $62.6 million total, approximately $39.6 million will be spent on behalf of retired employees and dependents. Part of that money is in support of the actuarially required contribution for the normal cost of OPEB benefits in the amount of $2.3 million.
- Contribution to General Liability Internal Service Fund – This line item is budgeted to receive a $1.3 million contribution from the City's General Fund in FY11. This is a decrease of $200,000 from the current year. In addition this Fund will see contributions from the Water and Sewer Funds in the amount of $50,000 each. This fund is showing a surplus; Internal Service Fund policies allow for the use of one third of existing fund balance in subsequent years to decrease the amount needed from the General Fund.
- Contribution to Heart & Hypertension Internal Service Fund – This line item is budgeted at $1.7 million, which is a decrease of $200,000 from current year levels. This fund is now showing a surplus and we are proposing the use of fund balance in FY10 in the amount of $250,000. The position of this fund continues to improve since this fund is closed to new claims coming from any public safety personnel hired after 7/1/96.
- Contribution to Workers' Compensation Internal Service Fund – This line item is budgeted at $9.0 million. This is a decrease of $500,000 from the current year. There are also contributions from the Water and Sewer Funds in the approximate aggregate amount of $670,000 deposited directly to the Fund.
- Economic Development – The FY10 budget increases the General Fund contribution to the Waterbury Development Corporation (WDC) to $715,000.
- Funding for a pass through grant to Loyola Development Corporation is not included in the FY11 budget proposal.
- Contingency – The contingency account is kept at level amount of $1 million. This is to enable the City to account for any potential shortfalls that may occur during the year.
- Salary Adjustment/Restructure Account – Departmental budgets include the appropriate salary costs for settled agreements. This line item reflects funds for potential raises related to unsettled agreements at budget development time and any other salary adjustments affected during the fiscal year.
- Capital Reserve/Equipment – The proposed budget funds this line item with $250,000 as a transfer to the non-lapsing Capital Improvement Fund. This line

item funds certain projects appropriated by the City's Capital Budget for which there are no grant monies that can be applied.

- Capital Reserve/Equipment – City Hall – The proposed budget funds this line item with $600,000 as a transfer to the non-lapsing Capital Improvement Fund. This line item for the most part funds the rent associated with the dislocation of certain departments because of the improvements to City Hall.
- Vehicle Replacement Fund – The proposed budget decreased this line item to $700,000 from the current year level of $1 million. These funds are to be transferred into the non-lapsing vehicle replacement account. These monies will be officially appropriated to specific purchases of vehicles and apparatus through the Capital Budget process.

RETIREMENT BOARD

- Pension Contribution – The City's cost on behalf of employee pensions is nearly $45.1 million in FY11. This is approximately $920,000 more than FY10. In September 2009 the City issued approximately $311 million in Pension Obligation Bonds, which brought the pension plan funding to approximately 70%. The FY11 proposed budget includes principal and interest payments in the amount of $28.2 million. An additional amount of $16.8 million will be contributed to the pension trust to continue to fund the significantly lower unfunded pension liability still in existence.

EXHIBIT A

CITY OF WATERBURY
BOA ADOPTED BUDGET FY 2010-2011
SCHEDULE OF DEPARTMENTAL APPROPRIATIONS

Appropriation By Department	Budget Authorized FT Positions	Personal Services Costs	All Non Personnel Costs	Total Dept. Appropriation
GENERAL GOVERNMENT				
MAYOR'S OFFICE	9	$585,111	$50,000	$635,111
BOARD OF ALDERMAN	0	$48,000	$0	$48,000
LEGAL DEPT.	15	$1,036,111	$672,250	$1,708,361
CITY CLERK	5	$220,691	$11,800	$232,491
TOWN CLERK	11	$404,746	$178,750	$583,496
HUMAN RESOURCES	13	$746,945	$105,238	$852,183
REGISTAR OF VOTERS	5	$318,430	$39,600	$358,030
CITY SHERIFF	0	$11,931	$4,150	$16,081
PROBATE	0	$0	$191,500	$191,500
SUBTOTAL	58	$3,371,965	$1,253,288	$4,625,253
FINANCE				
DEPT OF FINANCE	23	$1,242,936	$66,922	$1,309,858
ASSESSMENT	15	$815,869	$54,400	$870,269
TAX COLLECTOR	25	$1,012,656	$270,720	$1,283,376
PURCHASING DEPT	4	$220,630	$23,200	$243,830
AUDIT	2	$142,538	$2,500	$145,038
BUDGET	2	$166,594	$3,000	$169,594
INFORMATION TECHNOLOGY	12	$732,586	$750,023	$1,482,609
SUBTOTAL	83	$4,333,809	$1,170,765	$5,504,574
PUBLIC SAFETY				
POLICE SERVICES DEPT.	378	$22,996,899	$2,540,710	$25,537,609
FIRE SERVICES DEPT.	258	$17,660,858	$1,296,055	$18,956,913
SUBTOTAL	636	$40,657,757	$3,836,765	$44,494,522
PUBLIC WORKS*				
DEPT OF PUBLIC WORKS	190	$10,139,654	$8,924,366	$19,064,020
SUBTOTAL	190	$10,139,654	$8,924,366	$19,064,020
PLANNING AND DEVELOPMENT				
CITY PLAN	7	$356,990	$39,019	$396,009
DEPT. OF INSPECTIONS	14	$747,985	$51,500	$799,485
SUBTOTAL	21	$1,104,975	$90,519	$1,195,494
HUMAN SERVICES				
HEALTH DEPARTMENT	83	$3,203,979	$152,570	$3,356,549
SILAS BRONSON LIBRARY	32	$1,512,364	$496,104	$2,008,468
SUBTOTAL	115	$4,716,343	$648,674	$5,365,017
OPERATING CHARGES				
DEBT AND SUNDRY	0	$0	$100,653,019	$100,653,019
SUBTOTAL	0	$0	$100,653,019	$100,653,019

EXHIBIT A

CITY OF WATERBURY
BOA ADOPTED BUDGET FY 2010-2011
SCHEDULE OF DEPARTMENTAL APPROPRIATIONS

Appropriation By Department	Budget Authorized FT Positions	Personal Services Costs	All Non Personnel Costs	Total Dept. Appropriation
RETIREMENT BOARD				
PENSION PLAN CONT.	0	$0	$44,181,444	$44,181,444
SUBTOTAL	0	$0	$44,181,444	$44,181,444
GENERAL GOVT	**1103**	**$64,324,503**	**$160,758,840**	**$225,083,343**
EDUCATION				
DEPARTMENT OF EDUCATION**	2222	$0	$155,625,000	$155,625,000
SUBTOTAL	**2222**	**$0**	**$155,625,000**	**$155,625,000**
GENERAL FUND	**3325**	**$64,324,503**	**$316,383,840**	**$380,708,343**

* SEE FURTHER BREAKDOWN OF THE DEPARTMENT OF PUBLIC WORKS IN THE ATTACHED PAGE

**THESE ARE DOE NUMBER OF POSITIONS AS ADOPTED

EXHIBIT A

CITY OF WATERBURY
BOA ADOPTED BUDGET FY 2010-2011
SCHEDULE OF DEPARTMENTAL APPROPRIATIONS

BUREAUS OF THE DEPARTMENT OF PUBLIC WORKS

Appropriation By Department	Budget Authorized FT Positions	Personal Services Costs	All Non Personnel Costs	Total Dept. Appropriation
DEPARTMENT OF PUBLIC WORKS				
Director of DPW	9	$519,062	$106,749	$625,811
Bureau of Engineering	17	$1,076,856	$140,695	$1,217,551
Bureau of Parks	36	$1,607,457	$536,298	$2,143,755
Bureau of Public Buildings	19	$750,606	$1,050,454	$1,801,060
Bureau of Leisure Services	11	$959,482	$16,000	$975,482
Central Vehicle Maintenance	19	$1,037,601	$681,723	$1,719,324
Bureau of Refuse Collection	49	$2,522,460	$2,987,850	$5,510,310
Bureau of Streets	26	$1,445,784	$3,205,671	$4,651,455
North End Disposal	4	$220,346	$198,926	$419,272
DEPT OF PUBLIC WORKS	190	$10,139,654	$8,924,366	$19,064,020

EXHIBIT B

CITY OF WATERBURY
DEPARTMENTAL ALLOCATION OF EMPLOYEE BENEFITS
MAYOR'S PROPOSED BUDGET FY 2010-11

DESCRIPTION & DEPARTMENT	MAYOR'S PROPOSED BUDGET	DEPT. % of TOTAL	HEALTH INS. COSTS	LIFE INS. COSTS	UNEMP. COMP. COSTS	DEPT. BENEFIT COSTS
Health Insurance-Retirees - Education			$24,659,951			
Health Insurance-Retirees - Gen. Gov.			$15,027,038			
Health Insurance-Actives - Education			$17,628,169			
Health Insurance-Actives - Gen. Gov.			$5,323,666			
Life Insurance - Education				$276,712		
Life Insurance - Gen. Gov				$276,712		
Unemployment Comp. - Education					$276,684	
Unemployment Comp. - Gen. Gov.					$373,316	
Heart & Hypertension*						
Department Allocation of Benefits - # of Full Time positions						
Office of the Mayor	9	0.82%	$43,439	$2,258	$3,046	$48,743
Legal Department	15	1.36%	$72,398	$3,763	$5,077	$81,238
Office of the City Clerk	5	0.45%	$24,133	$1,254	$1,692	$27,079
Office of the Town Clerk	11	1.00%	$53,092	$2,760	$3,723	$59,574
Human Resources	13	1.18%	$62,745	$3,261	$4,400	$70,406
Registrar of Voters	5	0.45%	$24,133	$1,254	$1,692	$27,079
Department of Finance	23	2.09%	$111,010	$5,770	$7,784	$124,565
Office of Assessment	15	1.36%	$72,398	$3,763	$5,077	$81,238
Office of Revenue Collection	25	2.27%	$120,663	$6,272	$8,461	$135,397
Purchasing Dept	4	0.36%	$19,306	$1,003	$1,354	$21,663
Internal Audit	2	0.18%	$9,653	$502	$677	$10,832
Office of Budget Control	2	0.18%	$9,653	$502	$677	$10,832
Information Technology	12	1.09%	$57,918	$3,010	$4,061	$64,990
Department of Police Services	378	34.27%	$1,824,430	$94,830	$127,936	$2,047,195
Department of Fire Services	258	23.39%	$1,245,246	$64,725	$87,322	$1,397,292
Dept. of Public Works	190	17.23%	$917,041	$47,666	$64,307	$1,029,014
Department of City Planning	7	0.63%	$33,786	$1,756	$2,369	$37,911
Department of Inspections	14	1.27%	$67,571	$3,512	$4,738	$75,822
Department of Public Health	83	7.52%	$400,602	$20,822	$28,092	$449,516
Silas Bronson Library	32	2.90%	$154,449	$8,028	$10,831	$173,308
TOTAL GENERAL FUND BUDGET	**1103**	**100%**	**$5,323,666**	**$276,712**	**$373,316**	**$5,973,694**

HEALTH INS CLAIM COSTS BROKEN DOWN BASED ON FY09 ACTUAL ACTIVITY	
INSURANCE COST - RETIREES (50.58%)	$36,183,957
INSURANCE COST - ACTIVES (49.42%)	$35,351,206
TOTAL HEALTH INSURANCE FUND EXPENSES	$71,535,163

HEALTH INS -FY11 GF Contribution	
INS. COST - RETIREES (50.58%)	$39,686,989
INS. COST - ACTIVES (49.42%)	$22,951,835
TOTAL HEALTH INSURANCE FUN	$62,638,824

EXHIBIT C

CITY OF WATERBURY
DEPARTMENTAL ALLOCATION OF EMPLOYEE BENEFITS
MAYOR'S PROPOSED BUDGET FY 2010-11

DESCRIPTION & DEPARTMENT	MAYOR'S PROPOSED BUDGET	DEPT. % of TOTAL	WORKERS COMP COSTS	HEART & HYPERT. COSTS	DEPT. BENEFIT COSTS
General Fund Contribution			$9,000,000	$1,700,000	$10,700,000
Department of Education	2214	39.46%	$3,551,826		$3,551,826
Department of Police Services	378	19.32%	$1,738,905	$1,004,312	$2,743,217
Department of Fire Services	258	21.76%	$1,958,467	$695,688	$2,654,155
Dept. of Public Works	190	14.38%	$1,294,631		$1,294,631
Department of Public Health	83	1.65%	$148,914		$148,914
All of General Government	194	3.41%	$307,256		$307,256
General Gov Breakdown seen below	1103	100.00%			
Department Allocation of Benefits - # of Full Time positions					
Office of the Mayor	9	4.64%	$14,254		$14,254
Legal Department	15	7.73%	$23,757		$23,757
Office of the City Clerk	5	2.58%	$7,919		$7,919
Office of the Town Clerk	11	5.67%	$17,422		$17,422
Human Resources	13	6.70%	$20,589		$20,589
Registrar of Voters	5	2.58%	$7,919		$7,919
Department of Finance	23	11.86%	$36,427		$36,427
Office of Assessment	15	7.73%	$23,757		$23,757
Office of Revenue Collection	25	12.89%	$39,595		$39,595
Purchasing Dept	4	2.06%	$6,335		$6,335
Internal Audit	2	1.03%	$3,168		$3,168
Office of Budget Control	2	1.03%	$3,168		$3,168
Information Technology	12	6.19%	$19,006		$19,006
Department of City Planning	7	3.61%	$11,087		$11,087
Department of Inspections	14	7.22%	$22,173		$22,173
Silas Bronson Library	32	16.49%	$50,681		$50,681
Subtotal for General Government	194		$307,256		$307,256
TOTAL GENERAL FUND BUDGET	**3317**	**100%**	**$9,000,000**	**$1,700,000**	**$10,700,000**

The Third Party Administrator keeps separate costs for the departments at the top of the page (percentage shown is a 3yr average)
Balance of costs is allocated to other general government departments based of full time position count

EXHIBIT D

CITY OF WATERBURY
DEPARTMENTAL ALLOCATION OF PENSION COSTS
MAYOR'S PROPOSED BUDGET FY 2010-11

DESCRIPTION & DEPARTMENT	MAYOR'S PROPOSED BUDGET	DEPT. % of TOTAL	PENSION PLAN CONT.	TOTAL PENSION COSTS
GENERAL FUND CONTRIBUTION TO RETIREMENT TRUST FUND	**$43,975,000**			
Pension Contribution - Retirees & Unfunded Liability			$29,449,904	$29,449,904
Pension Contribution - Education - Retiree & Unfunded Liability			$12,595,736	$12,595,736
Pension Contribution Actives - Normal Cost			$1,929,360	
Pension Contribution - Actives - Education			$767,049	$767,049
Dept. of Police Services - Police BU			$198,054	$198,054
Dept. of Fire Services - Fire BU			$358,859	$358,859
Normal Cost to be distributed	APPLICABLE* POSITIONS ONLY		$605,398	
Office of the Mayor	1	0.20%	$1,213	$1,213
Legal Department	6	1.20%	$7,279	$7,279
Office of the City Clerk	3	0.60%	$3,640	$3,640
Office of the Town Clerk	11	2.20%	$13,345	$13,345
Human Resources	14	2.81%	$16,985	$16,985
Registrar of Voters	5	1.00%	$6,066	$6,066
Department of Finance	19	3.81%	$23,051	$23,051
Office of Assessment	15	3.01%	$18,198	$18,198
Office of Revenue Collection	24	4.81%	$29,117	$29,117
Purchasing Dept	4	0.80%	$4,853	$4,853
Internal Audit	1	0.20%	$1,213	$1,213
Office of Budget Control	0	0.00%	$0	$0
Information Technology	11	2.20%	$13,345	$13,345
Department of Police Services	61	12.22%	$74,007	$74,007
Department of Fire Services	6	1.20%	$7,279	$7,279
Dept. of Public Works	188	37.68%	$228,086	$228,086
Department of City Planning	6	1.20%	$7,279	$7,279
Department of Inspections	14	2.81%	$16,985	$16,985
Department of Public Health	79	15.83%	$95,845	$95,845
Silas Bronson Library	31	6.21%	$37,610	$37,610
TOTAL GENERAL FUND BUDGET	**499**	**100%**	**$605,398**	**$43,975,000**

* INCLUDES AN ESTIMATE OF ONLY FULL TIME POSITIONS WHO PARTICIPATE IN PENSION PLAN

(Most outside Management positions being hired now participate in a 401(a) Defined Contribution not the Defined Benefit pension plan)

This schedule uses FY10 Budget data since new Valuation data is not available at this time

EXHIBIT E

CITY OF WATERBURY
BOA ADOPTED BUDGET FY 2010-2011
SCHEDULE OF TOTAL DEPARTMENTAL COSTS
INCLUDING APPROPRIATIONS AND ALLOCATION OF PENSION & BENEFITS

APPROPRIATION DESCRIPTION	Personal Services Costs	Other Expenses Costs	Total Dept. Approp.	Fringe Benefit Allocation as per Exhibit B	WC & H&H Allocation as per Exhibit C	Pension Benefit Allocation as per Exhibit D	Total Dept. Costs
GENERAL GOVERNMENT							
10 MAYOR'S OFFICE	$585,111	$50,000	$635,111	$48,743	$14,254	$1,213	$699,321
16 BOARD OF ALDERMAN	$48,000	$0	$48,000	$0	$0	$0	$48,000
30 LEGAL DEPT.	$1,036,111	$672,250	$1,708,361	$81,238	$23,757	$7,279	$1,820,635
35 CITY CLERK	$220,691	$11,800	$232,491	$27,079	$7,919	$3,640	$271,129
36 TOWN CLERK	$404,746	$178,750	$583,496	$59,574	$17,422	$13,345	$673,838
14 HUMAN RESOURCES	$746,945	$105,238	$852,183	$70,406	$20,589	$16,985	$960,164
35 REGISTAR OF VOTERS	$318,430	$39,600	$358,030	$27,079	$7,919	$6,066	$399,094
34 CITY SHERIFF	$11,931	$4,150	$16,081	$0	$0	$0	$16,081
33 PROBATE	$0	$191,500	$191,500	$0	$0	$0	$191,500
SUBTOTAL	$3,371,965	$1,253,288	$4,625,253	$314,120	$91,860	$48,529	$5,079,762
FINANCE							
20 DEPT OF FINANCE	$1,242,936	$66,922	$1,309,858	$124,565	$36,427	$23,051	$1,493,901
23 ASSESSMENT	$815,869	$54,400	$870,269	$81,238	$23,757	$18,198	$993,462
24 TAX COLLECTOR	$1,012,656	$270,720	$1,283,376	$135,397	$39,595	$29,117	$1,487,485
28 PURCHASING DEPT	$220,630	$23,200	$243,830	$21,663	$6,335	$4,853	$276,682
25 AUDIT	$142,538	$2,500	$145,038	$10,832	$3,168	$1,213	$160,251
12 BUDGET	$166,594	$3,000	$169,594	$10,832	$3,168	$0	$183,593
26 INFORMATION SERVICES	$732,586	$750,023	$1,482,609	$64,990	$19,006	$13,345	$1,579,950
SUBTOTAL	$4,333,809	$1,170,765	$5,504,574	$449,516	$131,455	$89,779	$6,175,324
PUBLIC SAFETY							
50 POLICE DEPT	$22,996,899	$2,540,710	$25,537,609	$2,047,195	$2,743,217	$272,061	$30,600,082
55 FIRE DEPARTMENT	$17,660,858	$1,296,055	$18,956,913	$1,397,292	$2,654,155	$366,138	$23,374,498
SUBTOTAL	$40,657,757	$3,836,765	$44,494,522	$3,444,487	$5,397,372	$638,199	$53,974,581
PUBLIC WORKS							
DEPT OF PUBLIC WORKS	$10,139,654	$8,924,366	$19,064,020	$1,029,014	$1,294,631	$228,086	$21,615,751
SUBTOTAL	$10,139,654	$8,924,366	$19,064,020	$1,029,014	$1,294,631	$228,086	$21,615,751

EXHIBIT E

CITY OF WATERBURY
BOA ADOPTED BUDGET FY 2010-2011
SCHEDULE OF TOTAL DEPARTMENTAL COSTS
INCLUDING APPROPRIATIONS AND ALLOCATION OF PENSION & BENEFITS

APPROPRIATION DESCRIPTION	Personal Services Costs	Other Expenses Costs	Total Dept. Approp.	Fringe Benefit Allocation as per Exhibit B	WC & H&H Allocation as per Exhibit C	Pension Benefit Allocation as per Exhibit D	Total Dept. Costs
PLANNING AND DEVELOPMENT							
47 CITY PLAN	$356,990	$39,019	$396,009	$37,911	$11,087	$7,279	$452,286
56 DEPT. OF INSPECTIONS	$747,985	$51,500	$799,485	$75,822	$22,173	$16,985	$914,465
SUBTOTAL	$1,104,975	$90,519	$1,195,494	$113,733	$33,260	$24,264	$1,366,751
HUMAN SERVICES							
60 HEALTH DEPARTMENT	$3,203,979	$152,570	$3,356,549	$449,516	$148,914	$95,845	$4,050,824
73 SILAS BRONSON LIBRARY	$1,512,364	$496,104	$2,008,468	$173,308	$50,681	$37,610	$2,270,067
SUBTOTAL	$4,716,343	$648,674	$5,365,017	$622,824	$199,596	$133,455	$6,320,891
OPERATING CHARGES							
21 DEBT AND SUNDRY	$0	$100,653,019	$100,653,019	($66,613,708)	($10,700,000)	$0	$23,339,311
SUBTOTAL	$0	$100,653,019	$100,653,019	($66,613,708)	($10,700,000)	$0	$23,339,311
RETIREMENT BOARD							
PENSION PLAN CONT. (net of DOE)*	$0	$44,181,444	$44,181,444	$15,027,038	$0	($14,525,096)	$44,683,386
SUBTOTAL	$0	$44,181,444	$44,181,444	$15,027,038	$0	($14,525,096)	$44,683,386
GENERAL GOVT	**$64,324,503**	**$160,758,840**	**$225,083,343**	**($45,612,976)**	**($3,551,826)**	**($13,362,785)**	**$162,555,757**
EDUCATION							
70 BOARD OF ED.	$0	$155,625,000	$155,625,000	$45,612,976	$3,551,826	$13,362,785	$218,152,586
SUBTOTAL	**$0**	**$155,625,000**	**$155,625,000**	**$45,612,976**	**$3,551,826**	**$13,362,785**	**$218,152,586**
GENERAL FUND	**$64,324,503**	**$316,383,840**	**$380,708,343**	**($0)**	**$0**	**$0**	**$380,708,343**

*The amounts reported under "Retirement Board" are net of pension cost contributions associated with Department of Education Employees.
The City must report to the State Department of Education annualy on what costs were spent from General Government accounts in support of Education.
The full extent of costs associated with all retired employees can be found in the department appropriation page for the Retirement Board.

EXHIBIT F

City of Waterbury
Health Insurance Projections - FY11

Revenue Projections - FY11		Active ISF-DOE	OPEB TF-DOE	Active ISF-GG	OPEB TF-GG
State of CT Teacher's Co-Pay	$1,645,000	$0	$1,645,000	$0	$0
Health Ins. Co-Share - Plan Participants-DOE	$3,534,300	$3,534,300	$0	$0	$0
Health Ins. Co-Share - Plan Participants-Grants	$273,000	$273,000	$0	$0	$0
Health Ins. Co-Share - Plan Participants-Gen Gov.	$4,067,700	$1,749,925	$0	$2,317,775	$0
Health Ins. Co-Share - Plan Participants-Cobra	$100,000	$43,020	$0	$56,980	$0
Health Ins. Co-Share - Retiree Participants	$555,000	$0	$0	$0	$555,000
Waste Treatment Contributions - Active & Retired	$872,178	$0	$0	$654,134	$218,045
Water Bureau Contributions - Active & Retired	$1,195,468	$0	$0	$896,601	$298,867
Medicare Reimbursement	$630,000	$0	$315,000	$0	$315,000
Interest on Corpus	$750,000	$0	$0	$750,000	$0
Insurance Rebates	$796,486	$270,726	$237,671	$122,898	$165,191
Use of Available Fund Balance	$2,000,000	$0	$0	$0	$0
TOTAL REVENUES	**$16,419,132**	**$5,870,970**	**$2,197,671**	**$4,798,388**	**$1,552,103**
		Perc. of Total	**Perc. of Total**	**Perc. of Total**	**Perc. of Total**
Expenditure Projections - FY11		**33.99%**	**29.84%**	**15.43%**	**20.74%**
Health Insurance Claims	$55,872,128	$18,990,936	$16,672,243	$8,621,069	$11,587,879
Managed Drug Benefit	$9,724,189	$2,559,407	$4,644,273	$1,124,116	$1,396,394
Dental Benefit	$3,651,303	$1,241,078	$1,089,549	$563,396	$757,280
Network Access Fee	$2,178,901	$740,608	$650,184	$336,204	$451,904
Anthem BC/BS Administration	$1,234,627	$419,650	$368,413	$190,503	$256,062
Individual Stop Loss Premium	$221,014	$75,123	$65,951	$34,102	$45,838
Fully Insured Medicare Premiums	$3,153,794	$0	$1,870,515	$0	$1,283,279
Subtotal Cost of Insurance	**$76,035,956**	**$24,026,802**	**$25,361,127**	**$10,869,391**	**$15,778,636**
Change in IBNR	$400,000	$260,600	$0	$139,400	$0
Professional Services	$325,000	$211,738	$0	$113,263	$0
Contribution to OPEB - Normal Cost	$2,297,000	$0	$1,496,496	$0	$800,505
TOTAL EXPENDITURES	**$79,057,956**	**$24,499,139**	**$26,857,623**	**$11,122,054**	**$16,579,140**
Total General Fund Contribution Required	**$62,638,824**	**$18,628,169**	**$24,659,951**	**$6,323,666**	**$15,027,038**

Active Costs	$24,951,835
Retiree Costs	$39,686,989
Use of Fund Balance	($2,000,000)
Required General Fund Contribution	**$62,638,824**

OPEB (DOE & GG)		**Annual Cont.**	**$64,188,000**
Amount Funded	**$39,686,989**	**Percentage Funded**	**62%**

*Percentages shown are based on FY09 Actual health insurance costs

City of Waterbury
STATE AID SCHEDULE - FY11

EXHIBIT G

REVENUE DESCRIPTION	FY10 STATE ADOPTED BUDGET	FY11 STATE PROPOSED BUDGET	FY11 Increase (Decrease)
STATE AID - FORMULA GRANTS - CITY			
P.I.L.O.T. -- State Owned Real Property	$4,269,724	$4,130,420	($139,304)
P.I.L.O.T. -- Colleges and Hospitals	$7,409,672	$6,790,092	($619,580)
PEQUOT -- State Properties Grant	$3,004,234	$3,012,162	$7,928
Subtotal	$14,683,630	$13,932,674	($750,956)
STATE AID - FORMULA GRANTS - EDUCATION			
ECS - Education Equalization Grant	$113,617,182	$113,617,182	$0
Non-Public School Transportation	$519,331	$416,552	($102,779)
Public School Transportation	$2,327,190	$2,035,653	($291,537)
Subtotal	$116,463,703	$116,069,387	($394,316)
STATE AID - REIMBURSEMENTS	**FY10 RECEIPTS**	**FY11 BUDGET**	
Exemptions for the Elderly	$854,193	$855,000	$807
Veterans Additional Exemption	$136,394	$135,000	($1,394)
Abatement for Elderly Housing	$200,000	$200,000	$0
Manufacturing Equipment Incentive	$2,697,015	$2,700,000	$2,985
Distressed Municipalities	$225,918	$250,000	$24,082
Special Education - Excess Cost & Agency Placements	$3,000,000	$3,000,000	$0
Board of Education for the Blind Services Grant	$216,713	$220,000	$3,287
Non-Public School Nurse Services	$624,112	$650,000	$25,888
Special Education - Medicaid Grant	$960,000	$985,000	$25,000
State Grants - Education - Other	$145,699	$145,000	($699)
Subtotal	$9,060,044	$9,140,000	$79,956
Total	$140,207,377	$139,142,061	($1,065,316)

City of Waterbury Revenue - FY11



Data Source is Revenue included in BOA Adopted Budget

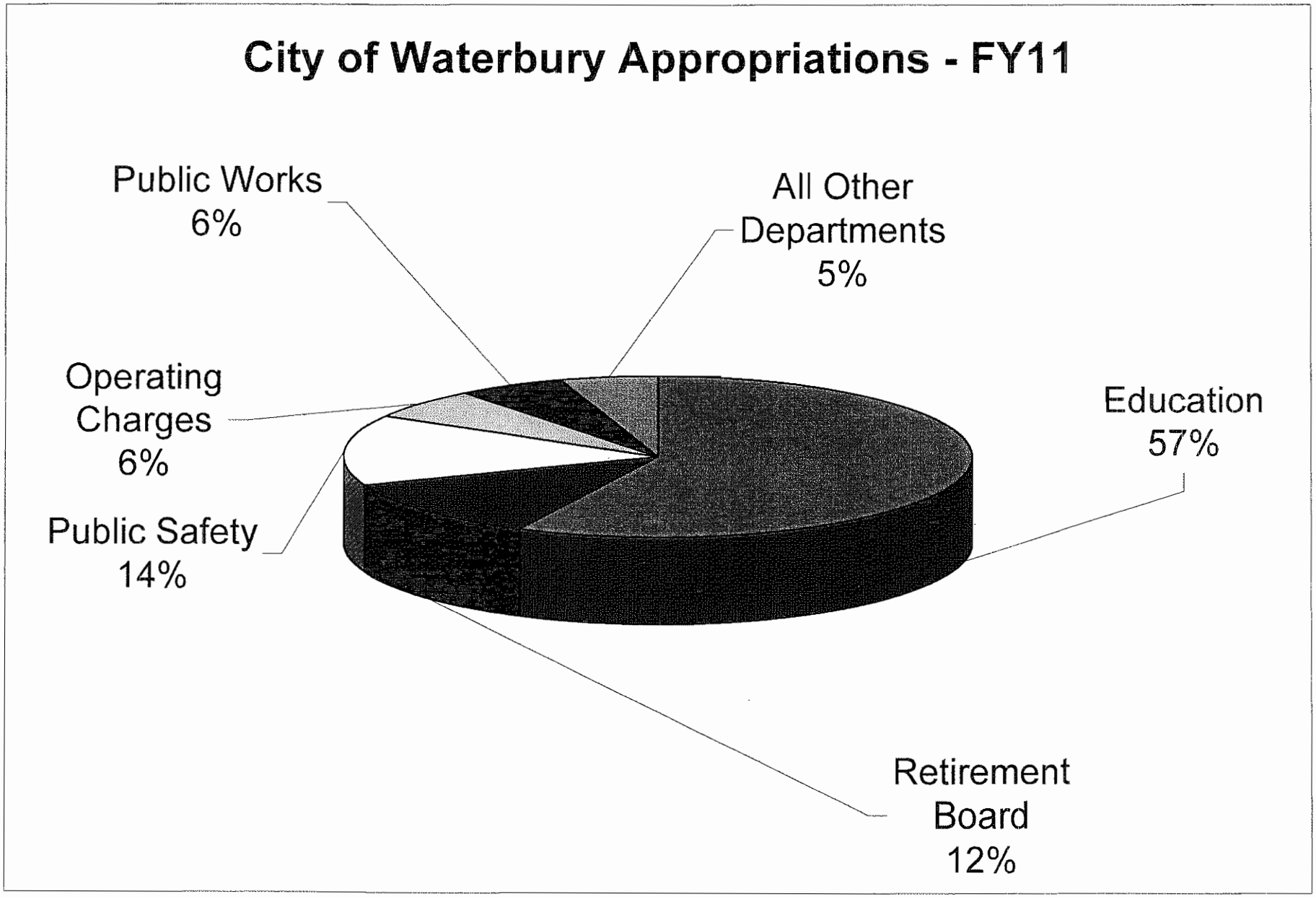

Includes Direct Department Appropriations and Allocations for Normal Pension Costs and Benefits
Source Data is derived from Exhibit E included in BOA Adopted Budget

FY11

ADOPTED BUDGET SUMMARY

CITY OF WATERBURY
BOA ADOPTED BUDGET
FYE JUNE 30, 2011
SUMMARY

DESCRIPTION	AUDITED ACTUALS FY07	AUDITED ACTUALS FY08	AUDITED ACTUALS FY09	FY10 ADOPTED BUDGET	FY11 DEPT. REQUESTS	FY11 MAYOR'S PROPOSED BUDGET	FY11 BOA ADOPTED BUDGET
REVENUE							
GENERAL PROPERTY TAX	$196,006,644	$198,563,289	$211,284,032	$210,335,512	$210,410,939	$224,629,544	$220,026,869
PAYMENTS BY OTHER JURISDICTIONS	$23,653,882	$20,721,131	$19,947,781	$18,984,057	$16,230,174	$17,370,174	$17,370,174
OTHER FINANCE DEPARTMENT REVENUE	$11,124,506	$10,446,658	$9,435,371	$9,310,000	$9,740,000	$9,470,000	$9,470,000
USE OF FUND BALANCE	$4,735,874	$4,733,000	$3,050,000	$3,000,000	$0	$3,000,000	$3,000,000
REIMB. FROM FUNDS OR AUTHORITIES	$4,529,195	$8,296,838	$4,053,927	$3,766,974	$3,772,632	$3,471,763	$3,435,763
EDUCATION GRANTS & OTHER REVENUE	$106,487,511	$114,801,903	$120,595,169	$122,094,403	$122,059,387	$121,994,387	$121,994,387
ALL OTHER DEPARTMENTS	$8,162,489	$8,756,450	$5,641,630	$6,436,650	$6,056,150	$5,411,150	$5,411,150
TOTAL REVENUES	**$354,700,101**	**$366,319,267**	**$374,007,909**	**$373,927,596**	**$368,269,282**	**$385,347,018**	**$380,708,343**
EXPENDITURES							
GENERAL GOVERNMENT	$3,929,054	$4,312,547	$4,545,621	$4,737,793	$5,354,882	$4,859,742	$4,625,253
FINANCE	$5,059,657	$5,128,079	$5,164,955	$5,577,773	$5,763,261	$5,603,386	$5,504,574
PUBLIC SAFETY	$42,432,682	$43,380,488	$44,037,356	$45,338,644	$48,227,758	$45,219,767	$44,494,522
PUBLIC WORKS	$16,633,245	$17,407,130	$19,006,379	$19,332,064	$20,374,323	$19,337,581	$19,064,020
PLANNING AND DEVELOPMENT	$881,785	$1,051,607	$1,103,647	$1,201,754	$1,256,649	$1,222,999	$1,195,494
HUMAN SERVICES	$4,840,203	$5,193,792	$5,219,546	$5,701,504	$6,064,211	$5,475,017	$5,365,017
EDUCATION	$141,624,297	$147,356,286	$153,897,393	$155,625,000	$159,925,000	$157,625,000	$155,625,000
OPERATING CHARGES	$88,095,068	$94,873,920	$91,386,723	$92,249,064	$105,793,761	$100,922,019	$100,653,019
RETIREMENT BOARD	$43,423,129	$44,051,636	$44,528,665	$44,164,000	$45,125,507	$45,081,507	$44,181,444
TOTAL EXPENDITURES	**$346,919,120**	**$362,755,485**	**$368,890,286**	**$373,927,596**	**$397,885,352**	**$385,347,018**	**$380,708,343**
Surplus - (Deficit)	$7,780,981	$3,563,783	$5,117,623	$0	($29,616,070)	$0	$0

DEPARTMENT REQUESTS 2011 BUDGET - The Revenues included in this column were those anticipated in the FY10-13 Three Year Plan as amended for most current activity
DEPARTMENT REQUESTS 2011 BUDGET - The Expenditures included in this column were those reflected in the Department Head budget requests

CITY OF WATERBURY
BOA ADOPTED BUDGET
FYE JUNE 30, 2011
REVENUE SUMMARY

APPROPRIATION DESCRIPTION	AUDITED ACTUALS FY07	AUDITED ACTUALS FY08	AUDITED ACTUALS FY09	FY10 ADOPTED BUDGET	FY11 DEPT. REQUESTS	FY11 MAYOR'S PROPOSED BUDGET	FY11 BOA ADOPTED BUDGET
Revenue Collector - Taxes	$196,006,644	$198,563,289	$211,284,032	$210,335,512	$210,410,939	$224,629,544	$220,026,869
Payments by Other Jurisdictions	$23,653,882	$20,721,131	$19,947,781	$18,984,057	$16,230,174	$17,370,174	$17,370,174
Tranfers from other Funds	$4,529,195	$8,296,838	$4,053,927	$3,766,974	$3,772,632	$3,471,763	$3,435,763
Finance Dept.--Other	$15,860,380	$15,179,658	$12,485,371	$12,310,000	$9,740,000	$12,470,000	$12,470,000
Legal Department	$12,424	$3,556	$5,219	$20,000	$10,000	$10,000	$10,000
City Clerk	$57	$91	$0	$500	$500	$500	$500
Town Clerk	$3,569,852	$2,300,963	$1,914,305	$2,405,000	$2,139,000	$1,839,000	$1,839,000
Human Resources	$0	$28,275	$160	$5,250	$5,250	$5,250	$5,250
Registrar of Voters	$176	$19,223	$22,148	$10,400	$400	$400	$400
Assessment Department	$7,247	$3,288	$1,179	$9,000	$5,500	$5,500	$5,500
Office of Revenue Collector	$22,214	$10,145	$2,675	$10,000	$5,000	$5,000	$5,000
Information Technology Dept.	$13,805	$0	$0	$250	$250	$250	$250
Police Department	$1,559,976	$1,568,966	$1,620,853	$1,670,000	$1,699,000	$1,574,000	$1,574,000
Fire Department	$78,743	$104,113	$127,027	$141,750	$126,750	$106,750	$106,750
Dept. of Public Works	$666,090	$3,022,323	$381,194	$317,500	$326,000	$426,000	$426,000
City Plan	$339,330	$126,419	$211,253	$154,000	$152,000	$102,000	$102,000
Dept. of Inspection	$1,714,345	$1,418,891	$1,204,688	$1,525,500	$1,425,500	$1,175,500	$1,175,500
Health Department	$178,230	$150,197	$150,928	$167,500	$161,000	$161,000	$161,000
Dept. of Education	$106,487,511	$114,801,903	$120,595,169	$122,094,403	$122,059,387	$121,994,387	$121,994,387
TOTAL	**$354,700,101**	**$366,319,267**	**$374,007,909**	**$373,927,596**	**$368,269,282**	**$385,347,018**	**$380,708,343**

CITY OF WATERBURY
BOA ADOPTED BUDGET
FYE JUNE 30, 2011
EXPENDITURE SUMMARY

APPROPRIATION DESCRIPTION	AUDITED ACTUALS FY07	AUDITED ACTUALS FY08	AUDITED ACTUALS FY09	FY10 ADOPTED BUDGET	FY11 DEPT. REQUESTS	FY11 MAYOR'S PROPOSED BUDGET	FY11 BOA ADOPTED BUDGET
GENERAL GOVERNMENT							
MAYOR'S OFFICE	$515,171	$492,486	$590,035	$644,121	$740,077	$694,577	$635,111
BOARD OF ALDERMAN	$60,666	$59,333	$64,324	$64,000	$64,500	$64,500	$48,000
LEGAL DEPARTMENT	$1,469,858	$1,646,778	$1,758,736	$1,786,046	$2,080,629	$1,827,749	$1,708,361
CITY CLERK	$205,360	$226,564	$237,635	$240,991	$256,491	$246,491	$232,491
TOWN CLERK	$562,633	$585,412	$560,032	$584,571	$652,397	$591,496	$583,496
DEPT OF HUMAN RESOURCES	$768,437	$766,513	$792,122	$851,501	$947,035	$856,345	$852,183
REGISTAR OF VOTERS	$296,888	$369,702	$347,551	$356,232	$401,722	$370,153	$358,030
CITY SHERIFF	$9,551	$11,660	$15,574	$16,931	$16,931	$16,931	$16,081
PROBATE	$40,490	$154,099	$179,612	$193,400	$195,100	$191,500	$191,500
SUBTOTAL	$3,929,054	$4,312,547	$4,545,621	$4,737,793	$5,354,882	$4,859,742	$4,625,253
FINANCE							
DEPARTMENT OF FINANCE	$1,141,241	$1,230,230	$1,317,560	$1,311,000	$1,396,046	$1,365,336	$1,309,858
ASSESSMENT	$761,127	$837,755	$832,898	$895,737	$913,769	$870,269	$870,269
TAX COLLECTOR	$1,073,958	$1,056,087	$1,184,501	$1,270,945	$1,337,476	$1,283,376	$1,283,376
PURCHASING DEPT	$198,162	$223,433	$233,902	$240,595	$247,830	$246,830	$243,830
AUDIT	$126,293	$131,637	$139,029	$142,925	$149,213	$147,588	$145,038
BUDGET	$173,094	$162,831	$169,056	$168,800	$172,248	$171,748	$169,594
INFORMATION SERVICES	$1,585,782	$1,486,107	$1,288,010	$1,547,771	$1,546,679	$1,518,239	$1,482,609
SUBTOTAL	$5,059,657	$5,128,079	$5,164,955	$5,577,773	$5,763,261	$5,603,386	$5,504,574

APPROPRIATION DESCRIPTION	AUDITED ACTUALS FY07	AUDITED ACTUALS FY08	AUDITED ACTUALS FY09	FY10 ADOPTED BUDGET	FY11 DEPT. REQUESTS	FY11 MAYOR'S PROPOSED BUDGET	FY11 BOA ADOPTED BUDGET
PUBLIC SAFETY							
POLICE DEPARTMENT	$24,737,286	$25,229,306	$25,816,915	$26,286,509	$27,682,937	$25,907,609	$25,537,609
FIRE DEPARTMENT	$17,695,396	$18,151,182	$18,220,441	$19,052,135	$20,544,821	$19,312,158	$18,956,913
SUBTOTAL	$42,432,682	$43,380,488	$44,037,356	$45,338,644	$48,227,758	$45,219,767	$44,494,522
PUBLIC WORKS							
DPW BREAKDOWN							
DIRECTOR OF DPW	$346,377	$454,400	$533,831	$857,391	$981,273	$636,860	$625,811
ENGINEERING	$917,696	$1,066,459	$1,169,820	$1,198,942	$1,360,748	$1,219,051	$1,217,551
BUREAU OF PARKS	$2,110,668	$2,127,883	$2,142,144	$2,263,996	$2,364,526	$2,183,755	$2,143,755
PUBLIC BUILDINGS	$1,124,227	$1,029,143	$1,171,956	$1,151,612	$1,452,743	$1,807,060	$1,801,060
BUREAU OF LEISURE SERVICES	$846,936	$900,005	$1,050,904	$1,069,376	$1,137,440	$1,069,482	$975,482
CENTRAL VEHICLE MAINT.	$1,723,618	$1,744,653	$1,763,467	$1,795,553	$1,900,514	$1,756,336	$1,719,324
REFUSE COLLECTION	$5,466,032	$5,313,143	$5,395,514	$5,750,571	$5,904,793	$5,516,310	$5,510,310
BUREAU OF STREETS	$3,814,905	$4,407,220	$5,360,557	$4,802,837	$4,803,489	$4,729,455	$4,651,455
NORTH END DISPOSAL	$282,786	$364,224	$418,187	$441,786	$468,797	$419,272	$419,272
SUBTOTAL	$16,633,245	$17,407,130	$19,006,379	$19,332,064	$20,374,323	$19,337,581	$19,064,020
PLANNING AND DEVELOPMENT							
CITY PLANNING	$258,248	$333,845	$377,135	$404,451	$427,954	$418,054	$396,009
DEPT OF INSPECTIONS	$623,537	$717,762	$726,513	$797,303	$828,695	$804,945	$799,485
SUBTOTAL	$881,785	$1,051,607	$1,103,647	$1,201,754	$1,256,649	$1,222,999	$1,195,494
HUMAN SERVICES							
HEALTH DEPARTMENT	$3,079,726	$3,244,448	$3,164,977	$3,529,044	$3,604,116	$3,359,549	$3,356,549
SILAS BRONSON LIBRARY	$1,760,477	$1,949,344	$2,054,570	$2,172,460	$2,460,095	$2,115,468	$2,008,468
SUBTOTAL	$4,840,203	$5,193,792	$5,219,546	$5,701,504	$6,064,211	$5,475,017	$5,365,017

APPROPRIATION DESCRIPTION	AUDITED ACTUALS FY07	AUDITED ACTUALS FY08	AUDITED ACTUALS FY09	FY10 ADOPTED BUDGET	FY11 DEPT. REQUESTS	FY11 MAYOR'S PROPOSED BUDGET	FY11 BOA ADOPTED BUDGET
EDUCATION							
BOARD OF EDUCATION	$141,624,297	$147,356,286	$153,897,393	$155,625,000	$159,925,000	$157,625,000	$155,625,000
SUBTOTAL	$141,624,297	$147,356,286	$153,897,393	$155,625,000	$159,925,000	$157,625,000	$155,625,000
OPERATING CHARGES							
DEBT AND SUNDRY							
CONTRACTUAL SERVICES	$807,085	$911,532	$749,686	$927,609	$908,173	$886,173	$845,173
HEALTH INSURANCE	$47,476,000	$53,340,066	$54,550,000	$55,800,000	$62,638,824	$62,638,824	$62,638,824
GENERAL LIABILITY	$1,975,122	$1,720,000	$1,000,000	$1,500,000	$1,819,480	$1,300,000	$1,300,000
HEART/HYPERTENSION	$3,370,000	$3,100,000	$2,575,000	$1,895,000	$2,000,000	$1,700,000	$1,700,000
WORKERS COMPENSATION	$7,076,552	$9,500,000	$9,500,000	$9,500,000	$9,500,000	$9,000,000	$9,000,000
OTHER EMPLOYEE BENEFITS	$4,580,370	$4,932,856	$5,324,005	$5,379,226	$5,884,283	$5,635,424	$5,635,424
MUNICIPAL GROUPS	$609,276	$637,923	$706,358	$844,853	$916,598	$896,598	$851,598
WDC CONTRIBUTION	$450,000	$852,500	$835,000	$709,693	$1,034,735	$715,000	$610,000
GOLF COURSE CONTRIBUTION	$0	$300,000	$250,000	$100,000	$100,000	$100,000	$100,000
DEBT SERVICE	$17,528,164	$14,772,043	$11,796,674	$12,899,538	$16,000,000	$14,500,000	$14,500,000
CONTINGENCY ACCOUNT	$0	$0	$0	$1,000,000	$1,250,000	$1,000,000	$1,000,000
SALARY ADJUSTMENT ACCT	$0	$0	$0	$535,600	$551,668	$1,000,000	$1,000,000
SALARY ADJUSTMENT SAVINGS	$0	$0	$0	($892,455)	$0	$0	($78,000)
SPECIAL PROJECT FUNDS	$43,000	$60,000	$90,000	$0	$440,000	$0	$0
CAPITAL RESERVE / EQUIPMENT	$4,179,499	$4,747,000	$4,010,000	$2,050,000	$2,750,000	$1,550,000	$1,550,000
SUBTOTAL	$88,095,068	$94,873,920	$91,386,723	$92,249,064	$105,793,761	$100,922,019	$100,653,019
RETIREMENT BOARD							
PENSION CONT. & OTHER EXP.	$43,423,129	$44,051,636	$44,528,665	$44,164,000	$45,125,507	$45,081,507	$44,181,444
SUBTOTAL	$43,423,129	$44,051,636	$44,528,665	$44,164,000	$45,125,507	$45,081,507	$44,181,444
TOTAL GENERAL FUND BUDGET	**$346,919,120**	**$362,755,485**	**$368,890,286**	**$373,927,596**	**$397,885,352**	**$385,347,018**	**$380,708,343**

FY11

REVENUE

CITY OF WATERBURY
BOA ADOPTED BUDGET
FYE JUNE 30, 2011
REVENUE DETAIL

Account Number	DEPARTMENT	AUDITED ACTUALS FY07	AUDITED ACTUALS FY08	AUDITED ACTUALS FY09	FY10 ADOPTED BUDGET	FY11 3YR PLAN ESTIMATE	FY11 MAYOR'S PROPOSED BUDGET	FY11 BOA ADOPTED BUDGET
	GENERAL PROPERTY TAX							
	COLLECTION OF TAX ASSESSMENT PRINCIPAL							
414000	CURRENT PROPERTY TAXES*	$185,040,508	$187,734,949	$202,439,244	$201,255,512	$201,320,939	$215,539,544	$210,936,869
414001	PRIOR YEARS' PROPERTY TAXES	$4,199,675	$4,504,053	$3,591,805	$3,800,000	$3,800,000	$3,800,000	$3,800,000
414002	SUPPLEMENTAL AUTOMOBILE LIST	$2,483,828	$2,373,862	$1,631,435	$1,500,000	$1,600,000	$1,600,000	$1,600,000
	COLLECTION OF INTEREST & PENALTIES							
414004	CURRENT PROPERTY TAXES	$1,030,531	$1,014,851	$1,010,073	$1,000,000	$1,000,000	$1,000,000	$1,000,000
414005	PRIOR YEARS' PROPERTY TAXES	$1,981,385	$1,658,013	$1,419,371	$1,500,000	$1,500,000	$1,500,000	$1,500,000
	GRANTS & CONTRIBUTIONS							
425000	EXEMPTIONS FOR THE ELDERLY-PAID BY STATE	$895,435	$875,425	$876,812	$875,000	$875,000	$855,000	$855,000
425001	ADDITIONAL VETERANS EXEMPTION	$181,451	$203,406	$113,852	$205,000	$115,000	$135,000	$135,000
425002	GRANT ABATEMENT FOR ELDERLY HOUSING	$193,831	$198,730	$201,440	$200,000	$200,000	$200,000	$200,000
	TOTAL - GENERAL PROPERTY TAX	**$196,006,644**	**$198,563,289**	**$211,284,032**	**$210,335,512**	**$210,410,939**	**$224,629,544**	**$220,026,869**
	COLLECTOR OF REVENUE							
	SERVICES AND MISCELLANEOUS INCOME							
441009	LITTER CITATION FEES	$3,850	$0	$0	$5,000	$0	$0	$0
441088	BUILDING RENTAL	$4,050	$0	$0	$0	$0	$0	$0
488005	MISCELLANEOUS	$14,314	$10,145	$2,675	$5,000	$5,000	$5,000	$5,000
	TOTAL -- COLLECTOR REVENUE	**$22,214**	**$10,145**	**$2,675**	**$10,000**	**$5,000**	**$5,000**	**$5,000**

*CURRENT PROPERTY TAXES BASED ON GRAND LIST OF $5,280,973,988 LESS EXEMPTIONS & GL EROSION OF .15% @ 41.8184 MILLS, MINUS ELDERLY & DISABLED TAX CREDITS OF $792,000 AND CURRENT TAX COLLECTION RATE OF 96.0%

NOTE: TAXES PAID ON PROPERTIES IN ARREARS WILL BE CREDITED TO THE OLDEST COLLECTIBLE BILLING NOT IN DISPUTE WITH THE APPROPRIATE CHARGES FOR INTEREST AND PENALTIES

Account Number	DEPARTMENT	AUDITED ACTUALS FY07	AUDITED ACTUALS FY08	AUDITED ACTUALS FY09	FY10 ADOPTED BUDGET	FY11 3YR PLAN ESTIMATE	FY11 MAYOR'S PROPOSED BUDGET	FY11 BOA ADOPTED BUDGET
	DEPARTMENT OF FINANCE							
	PAYMENTS BY OTHER JURISDICTIONS							
422004	CIVIL PREPAREDNESS -- MATCHING FUNDS	$30,276	$0	$0	$30,000	$0	$0	$0
422021	STATE BOND PROCEEDS	$86,557	$0	$0	$0	$0	$0	$0
425005	P.I.L.O.T. -- VESSELS/BOAT	$14,127	$14,127	$14,127	$14,127	$0	$0	$0
425006	P.I.L.O.T. -- STATE OWNED REAL PROPERTY	$4,439,606	$4,354,658	$4,347,661	$4,262,509	$4,130,420	$4,130,420	$4,130,420
425007	P.I.L.O.T. -- COLLEGES & HOSPITALS	$8,802,093	$8,384,088	$8,160,622	$7,502,361	$6,790,092	$6,790,092	$6,790,092
425011	MANUFACTURING EQUIPMENT INCENTIVE	$1,928,780	$2,306,903	$1,913,907	$1,900,000	$1,500,000	$2,700,000	$2,700,000
425012	PEQUOT / MOHEGAN FUND GRANT	$4,713,130	$4,743,337	$4,710,892	$4,355,060	$3,012,162	$3,012,162	$3,012,162
425018	P.I.L.O.T. - HOUSING AUTHORITY	$0	$39,304	$19,318	$10,000	$10,000	$10,000	$10,000
445085	PROBATE COURT COSTS -- WOLCOTT &	$36,461	$48,619	$30,945	$55,000	$35,000	$25,000	$25,000
461118	MARRIOTT RAMP GARAGE PAYMENT	$205	$0	$1,234	$5,000	$2,500	$2,500	$2,500
485016	DISTRESSED MUNICIPALITIES GRANT	$296,032	$262,167	$280,840	$300,000	$300,000	$250,000	$250,000
485017	TELEPHONE ACCESS LINE TAX	$552,454	$567,928	$468,236	$550,000	$450,000	$450,000	$450,000
	PROPERTY TAX RELIEF GRANT	$2,754,161	$0	$0	$0	$0	$0	$0
	TOTAL - PAYMENTS BY OTHER JURISDICTIONS	**$23,653,882**	**$20,721,131**	**$19,947,781**	**$18,984,057**	**$16,230,174**	**$17,370,174**	**$17,370,174**
	INTEREST, RENT, SERVICES AND MISCELLANEOUS INCOME							
436000	INCOME FROM INVESTMENTS	$4,206,770	$2,957,456	$1,863,855	$2,100,000	$1,800,000	$1,500,000	$1,500,000
441088	RENTAL OF PROPERTY FEES	$61,800	$61,800	$62,727	$60,000	$215,000	$245,000	$245,000
445009	PROCEEDS -- OFF TRACK BETTING	$143,293	$174,351	$197,952	$175,000	$200,000	$200,000	$200,000
472001	FRINGE BENEFIT CONTRIBUTION FROM GRANTS	$6,559,667	$7,212,378	$7,285,843	$6,950,000	$7,500,000	$7,500,000	$7,500,000
480001	USE OF FUND BALANCE	$2,000,000	$1,958,000	$3,050,000	$3,000,000	$0	$3,000,000	$3,000,000
480001	FUND BALANCE (Transfer to Capital Projects)	$2,735,874	$2,775,000	$0	$0	$0	$0	$0
488005	MISCELLANEOUS	$152,976	$22,674	$24,994	$25,000	$25,000	$25,000	$25,000
488016	MISCELLANEOUS SOURCES	$0	$17,998	$0	$0	$0	$0	$0
	TOTAL - INTEREST, RENT, SERVICES AND MISC. INCOME	**$15,860,380**	**$15,179,658**	**$12,485,371**	**$12,310,000**	**$9,740,000**	**$12,470,000**	**$12,470,000**

Account Number	DEPARTMENT	AUDITED ACTUALS FY07	AUDITED ACTUALS FY08	AUDITED ACTUALS FY09	FY10 ADOPTED BUDGET	FY11 3YR PLAN ESTIMATE	FY11 MAYOR'S PROPOSED BUDGET	FY11 BOA ADOPTED BUDGET
	REIMBURSEMENT FROM OTHER FUNDS OR AUTHORITIES							
499001	WATER FUND-INDIRECT SERVICE CHARGES	$830,000	$850,000	$684,000	$704,250	$710,000	$722,000	$686,000
499003	SEWAGE TREATMENT FUND - INDIRECT SERVICE CHARGES	$450,000	$450,000	$450,000	$450,000	$450,000	$461,250	$461,250
490006	REFUND OF SCRF DEPOSIT	$0	$3,812,346	$0	$365,000	$300,000	$0	$0
499007	GOLF COURSE FRINGE/PENSION RECOVERIES AND INDIRECT CHARGES	$233,389	$232,415	$232,355	$250,000	$235,000	$235,000	$235,000
499008	WATER FUND -- PENSION/FRINGE BENEFITS	$1,621,643	$1,643,376	$1,662,050	$1,200,937	$1,248,974	$1,253,310	$1,253,310
499009	SEWAGE TREATMENT - PENSION/FRINGE BENEFITS	$1,394,163	$1,308,701	$1,025,522	$796,787	$828,658	$800,203	$800,203
	TOTAL - REIMBURSEMENT FROM OTHER FUNDS OR AUTHORITIES	**$4,529,195**	**$8,296,838**	**$4,053,927**	**$3,766,974**	**$3,772,632**	**$3,471,763**	**$3,435,763**
	TOTAL -- FINANCE DEPARTMENT REVENUE	**$44,043,457**	**$44,197,626**	**$36,487,079**	**$35,061,031**	**$29,742,806**	**$33,311,937**	**$33,275,937**
	LEGAL DEPARTMENT							
	SERVICES AND MISCELLANEOUS INCOME							
488005	MISCELLANEOUS	$12,424	$3,556	$4,589	$10,000	$5,000	$5,000	$5,000
488017	LEGAL CLAIMS	$0	$0	$630	$10,000	$5,000	$5,000	$5,000
	TOTAL -- LEGAL DEPARTMENT	**$12,424**	**$3,556**	**$5,219**	**$20,000**	**$10,000**	**$10,000**	**$10,000**

Account Number	DEPARTMENT	AUDITED ACTUALS FY07	AUDITED ACTUALS FY08	AUDITED ACTUALS FY09	FY10 ADOPTED BUDGET	FY11 3YR PLAN ESTIMATE	FY11 MAYOR'S PROPOSED BUDGET	FY11 BOA ADOPTED BUDGET
	CITY CLERK							
	SERVICES AND MISCELLANEOUS INCOME							
488005	MISCELLANEOUS	$57	$91	$0	$250	$250	$250	$250
488018	VARIOUS CITIZENS	$0	$0	$0	$250	$250	$250	$250
	TOTAL -- CITY CLERK	**$57**	**$91**	**$0**	**$500**	**$500**	**$500**	**$500**
	TOWN CLERK							
	SERVICES AND MISCELLANEOUS INCOME							
422020	STATE GRANTS - OTHER	$0	$10,679	$2,880	$10,000	$0	$0	$0
441000	DEED RECORDING FEES	$721,691	$469,654	$340,340	$400,000	$400,000	$350,000	$350,000
441001	DEED TRANSFERS	$4,858	$3,112	$2,658	$6,500	$3,000	$3,000	$3,000
441010	REAL ESTATE CONVEYANCE	$2,482,762	$1,357,756	$1,140,598	$1,500,000	$1,250,000	$1,000,000	$1,000,000
441014	VITAL STATISTICS FEES	$160,405	$232,240	$214,950	$250,000	$250,000	$250,000	$250,000
441018	RECORD COPY & MAP REPRODUCTION FEES	$98,618	$105,578	$108,621	$110,000	$110,000	$110,000	$110,000
441042	BURIAL AND TRANSIT PERMITS	$5,529	$5,529	$5,811	$6,000	$6,000	$6,000	$6,000
441046	DOG LICENSES	$14,474	$5,851	$8,073	$7,000	$7,000	$7,000	$7,000
441051	HUNTING AND ANGLING	($6,051)	$11,658	($19,442)	$5,000	$5,000	$5,000	$5,000
441052	MARRIAGE	$7,821	$7,513	$7,740	$7,500	$7,500	$7,500	$7,500
441084	OTHER TOWNS -- VITAL STATISTICS	$1,824	$2,010	$2,348	$3,000	$3,000	$3,000	$3,000
488005	MISCELLANEOUS FEES	$9,877	$7,524	$6,824	$10,000	$7,500	$7,500	$7,500
488014	DEPARTMENTAL CHARGES (Photostat Dept)	$68,044	$81,860	$92,904	$90,000	$90,000	$90,000	$90,000
	TOTAL -- TOWN CLERK	**$3,569,852**	**$2,300,963**	**$1,914,305**	**$2,405,000**	**$2,139,000**	**$1,839,000**	**$1,839,000**
	DEPARTMENT OF HUMAN RESOURCES							
	SERVICES AND MISCELLANEOUS INCOME							
488005	MISCELLANEOUS	$0	$0	$100	$250	$250	$250	$250
488014	DEPARTMENTAL CHARGES	$0	$28,275	$60	$5,000	$5,000	$5,000	$5,000
	TOTAL -- HUMAN RESOURCES REVENUE	**$0**	**$28,275**	**$160**	**$5,250**	**$5,250**	**$5,250**	**$5,250**

Account Number	DEPARTMENT	AUDITED ACTUALS FY07	AUDITED ACTUALS FY08	AUDITED ACTUALS FY09	FY10 ADOPTED BUDGET	FY11 3YR PLAN ESTIMATE	FY11 MAYOR'S PROPOSED BUDGET	FY11 BOA ADOPTED BUDGET
	REGISTRAR OF VOTERS							
	SERVICES AND MISCELLANEOUS INCOME							
422020	STATE GRANTS - OTHER	$0	$19,223	$22,148	$10,000	$0	$0	$0
488005	MISCELLANEOUS	$176	$0	$0	$400	$400	$400	$400
	TOTAL -- ROV REVENUE	**$176**	**$19,223**	**$22,148**	**$10,400**	**$400**	**$400**	**$400**
	ASSESSMENT DEPARTMENT							
	SERVICES AND MISCELLANEOUS INCOME							
441089	RECORD COPIES	$7,247	$3,288	$1,129	$8,000	$5,000	$5,000	$5,000
488005	MISCELLANEOUS	$0	$0	$50	$1,000	$500	$500	$500
	TOTAL -- ASSESSMENT REVENUE	**$7,247**	**$3,288**	**$1,179**	**$9,000**	**$5,500**	**$5,500**	**$5,500**
	INFORMATION TECHNOLOGY DEPARTMENT							
	SERVICES AND MISCELLANEOUS INCOME							
488005	MISCELLANEOUS	$13,805	$0	$0	$250	$250	$250	$250
	TOTAL -- INFORMATION SERVICES REVENUE	**$13,805**	**$0**	**$0**	**$250**	**$250**	**$250**	**$250**

Account Number	DEPARTMENT	AUDITED ACTUALS FY07	AUDITED ACTUALS FY08	AUDITED ACTUALS FY09	FY10 ADOPTED BUDGET	FY11 3YR PLAN ESTIMATE	FY11 MAYOR'S PROPOSED BUDGET	FY11 BOA ADOPTED BUDGET
	POLICE DEPARTMENT							
	SERVICES AND MISCELLANEOUS INCOME							
422020	STATE & FEDERAL GRANTS	$27,585	$36,956	$31,215	$25,000	$32,000	$32,000	$32,000
441002	DOG POUND FEES	$11,900	$10,789	$11,664	$15,000	$12,000	$12,000	$12,000
441003	FALSE ALARMS -- FINES	$36,275	$59,425	$61,650	$55,000	$65,000	$65,000	$65,000
441008	PARKING VIOLATIONS	$478,871	$478,043	$526,195	$550,000	$550,000	$550,000	$550,000
441018	RECORD COPY FEES	$19,749	$14,205	$15,605	$20,000	$15,000	$15,000	$15,000
441063	MISCELLANEOUS LICENSES & PERMITS	$26,278	$28,446	$30,288	$25,000	$30,000	$30,000	$30,000
441110	RAMPGARAGES - SPRING ST.	$121,655	$135,865	$165,554	$150,000	$165,000	$145,000	$145,000
441114	RAMPGARAGES - PROSPECT ST.	$31,893	$35,941	$32,034	$40,000	$35,000	$25,000	$25,000
441115	RAMPGARAGES - BUCKINGHAM ST.	$442,387	$453,024	$439,156	$450,000	$450,000	$375,000	$375,000
441116	SURFACE PARKING LOTS	$87,181	$75,631	$71,663	$85,000	$85,000	$80,000	$80,000
441117	ON STREET PARKING METERS	$241,185	$228,504	$227,236	$240,000	$245,000	$230,000	$230,000
488005	MISCELLANEOUS	$35,017	$12,137	$8,592	$15,000	$15,000	$15,000	$15,000
	TOTAL -- POLICE DEPARTMENT	**$1,559,976**	**$1,568,966**	**$1,620,853**	**$1,670,000**	**$1,699,000**	**$1,574,000**	**$1,574,000**
	FIRE DEPARTMENT							
	SERVICES AND MISCELLANEOUS INCOME							
422025	LOCAL AID	$0	$0	$0	$500	$500	$500	$500
441003	FALSE ALARM FINES	$0	$0	$0	$5,000	$5,000	$5,000	$5,000
441070	STORAGE -- EXPLOSIVES	$0	$0	$0	$500	$500	$500	$500
441071	STORAGE -- LIQUID INFLAMMABLES	$0	$0	$0	$500	$500	$500	$500
441118	HAZ-MAT BILLING	$14,434	$33,369	$62,035	$60,000	$60,000	$50,000	$50,000
441119	FIRE MARSHALL PERMITS	$64,309	$70,329	$54,993	$75,000	$60,000	$50,000	$50,000
488005	MISCELLANEOUS	$0	$415	$10,000	$250	$250	$250	$250
	TOTAL -- FIRE DEPARTMENT	**$78,743**	**$104,113**	**$127,027**	**$141,750**	**$126,750**	**$106,750**	**$106,750**

Account Number	DEPARTMENT	AUDITED ACTUALS FY07	AUDITED ACTUALS FY08	AUDITED ACTUALS FY09	FY10 ADOPTED BUDGET	FY11 3YR PLAN ESTIMATE	FY11 MAYOR'S PROPOSED BUDGET	FY11 BOA ADOPTED BUDGET
	PUBLIC WORKS DEPARTMENT							
	SERVICES AND MISCELLANEOUS INCOME							
441018	RECORD COPY FEES	$1,285	$660	$195	$2,000	$500	$500	$500
441062	REFUSE DISPOSAL CHARGE	$123,364	$195,212	$203,599	$225,000	$215,000	$215,000	$215,000
441068	SEWER PERMITS	$188,527	$95,912	$28,030	$0	$0	$0	$0
441092	EVICTIONS	$0	$0	$8,780	$2,500	$7,500	$7,500	$7,500
441109	RECYCLING REVENUE/LEAG BAG REVENUE	$7,181	$9,439	$6,463	$7,500	$7,500	$7,500	$7,500
488004	INSURANCE CARRIER REFUND	$5,468	$3,046	$58,685	$10,000	$25,000	$25,000	$25,000
488005	MISCELLANEOUS	$34,898	$28,525	$32,225	$35,000	$35,000	$135,000	$135,000
488014	DEPARTMENT CHARGES	$0	$0	$60	$500	$500	$500	$500
499007	RECREATIONAL PROGRAM FEES	$20,065	$0	$35,000	$35,000	$35,000	$35,000	$35,000
488012	STREET LIGHT AUDIT PAYMENT	$285,302	$365,845	$8,158	$0	$0	$0	$0
488012	CRRA WASTE FEES REFUND PAYMENT	$0	$2,323,684	$0	$0	$0	$0	$0
	TOTAL -- PUBLIC WORKS REVENUE	**$666,090**	**$3,022,323**	**$381,194**	**$317,500**	**$326,000**	**$426,000**	**$426,000**
	OFFICE OF THE CITY PLAN							
	SERVICES AND MISCELLANEOUS INCOME							
441011	SALES -- CODE BOOKS	$280	$100	$50	$500	$500	$500	$500
441017	ZONING APPEALS FEES	$14,875	$17,700	$23,700	$20,000	$20,000	$15,000	$15,000
441021	ZONING FEES SURCHARGE	$3,148	$3,240	$3,070	$2,500	$5,500	$5,500	$5,500
441076	ZONING CERTIFICATES OF COMPLIANCE	$24,530	$28,020	$35,405	$30,000	$30,000	$25,000	$25,000
441138	CITY PLAN COMMISSION FEES	$253,335	$32,300	$64,165	$70,000	$40,000	$20,000	$20,000
441139	ZONING COMMISSION FEES	$6,900	$10,035	$48,875	$8,000	$20,000	$10,000	$10,000
441140	ZONING BOARD OF APPEALS FEES	$25,125	$25,350	$29,770	$17,000	$30,000	$20,000	$20,000
441141	INLAND WETLAND FEES	$8,075	$7,000	$3,400	$5,000	$5,000	$5,000	$5,000
488005	MISCELLANEOUS	$3,062	$2,674	$2,818	$1,000	$1,000	$1,000	$1,000
	TOTAL -- CITY PLAN	**$339,330**	**$126,419**	**$211,253**	**$154,000**	**$152,000**	**$102,000**	**$102,000**

Account Number	DEPARTMENT	AUDITED ACTUALS FY07	AUDITED ACTUALS FY08	AUDITED ACTUALS FY09	FY10 ADOPTED BUDGET	FY11 3YR PLAN ESTIMATE	FY11 MAYOR'S PROPOSED BUDGET	FY11 BOA ADOPTED BUDGET
	DEPARTMENT OF INSPECTION							
	SERVICES AND MISCELLANEOUS INCOME							
441041	BUILDING PERMITS	$884,640	$894,513	$571,538	$800,000	$750,000	$600,000	$600,000
441045	DEMOLITION PERMITS	$8,565	$7,175	$12,325	$15,000	$15,000	$15,000	$15,000
441047	ELECTRICAL WORK PERMITS	$251,660	$174,283	$255,116	$300,000	$275,000	$200,000	$200,000
441049	HEATING PERMITS, ETC.	$436,747	$163,018	$223,960	$245,000	$225,000	$200,000	$200,000
441054	OCCUPANCY	$30,283	$30,914	$24,803	$25,000	$25,000	$25,000	$25,000
441057	PLUMBING PERMITS	$88,297	$129,838	$98,368	$115,000	$110,000	$110,000	$110,000
441073	STREET SIGN	$12,767	$18,175	$17,260	$25,000	$25,000	$25,000	$25,000
441083	STATE BUILDING FEE	$577	$472	$710	$0	$0	$0	$0
488005	MISCELLANEOUS	$809	$503	$610	$500	$500	$500	$500
	TOTAL -- DEPARTMENT OF INSPECTION	**$1,714,345**	**$1,418,891**	**$1,204,688**	**$1,525,500**	**$1,425,500**	**$1,175,500**	**$1,175,500**
	HEALTH DEPARTMENT							
	SERVICES AND MISCELLANEOUS INCOME							
441059	PRIVATE SEWAGE DISPOSAL	$1,050	$1,650	$500	$1,500	$1,500	$1,500	$1,500
441063	RESTAURANT LICENSES	$129,900	$121,700	$127,700	$130,000	$130,000	$130,000	$130,000
441065	ROOMING HOUSE	$5,100	$4,300	$4,200	$5,000	$5,000	$5,000	$5,000
441080	PUBLIC POOLS	$4,400	$4,800	$4,400	$5,000	$5,000	$5,000	$5,000
441081	TEMP FOOD PERMITS	$6,150	$5,100	$3,550	$6,500	$5,000	$5,000	$5,000
488005	MISCELLANEOUS	$8,177	$5,284	$10,578	$2,000	$4,500	$4,500	$4,500
488014	DEPARTMENT CHARGES	$23,453	$7,363	$0	$17,500	$10,000	$10,000	$10,000
	TOTAL -- HEALTH DEPARTMENT	**$178,230**	**$150,197**	**$150,928**	**$167,500**	**$161,000**	**$161,000**	**$161,000**

Account Number	DEPARTMENT	AUDITED ACTUALS FY07	AUDITED ACTUALS FY08	AUDITED ACTUALS FY09	FY10 ADOPTED BUDGET	FY11 3YR PLAN ESTIMATE	FY11 MAYOR'S PROPOSED BUDGET	FY11 BOA ADOPTED BUDGET
	DEPARTMENT OF EDUCATION							
	STATE GRANTS IN AID OF SPECIFIC PROGRAMS							
422010	EDUCATION EQUALIZATION*	$97,810,897	$106,431,799	$111,970,216	$113,617,182	$113,617,182	$113,617,182	$113,617,182
422013	BOARD OF EDUCATION & SERVICES FOR THE BLIND	$340,927	$263,548	$216,713	$285,000	$220,000	$220,000	$220,000
422014	NON PUBLIC SCHOOL MEDICAL SERVICES	$550,485	$574,602	$651,822	$700,000	$700,000	$650,000	$650,000
422017	SPECIAL EDUCATION - EXCESS COST & AGENCY PLACEMENTS	$2,806,316	$2,887,487	$3,205,349	$3,000,000	$3,205,000	$3,000,000	$3,000,000
	SPECIAL EDUCATION - EXCESS COST EQUITY GRANT	$397,474	$0	$0	$0	$0	$0	$0
422018	SPECIAL EDUCATION - MEDICAID REIMBURSEMENTS	$962,561	$933,677	$899,236	$960,000	$900,000	$985,000	$985,000
422020	STATE GRANTS - OTHER	$110,883	$121,708	$145,699	$125,000	$145,000	$145,000	$145,000
422022	SCHOOL TRANSPORTATION - NON-PUBLIC	$345,389	$446,032	$491,289	$497,075	$416,552	$416,552	$416,552
422023	SCHOOL TRANSPORTATION - PUBLIC	$2,387,275	$2,302,090	$2,082,623	$2,070,146	$2,035,653	$2,035,653	$2,035,653
	SERVICES AND MISCELLANEOUS INCOME							
472007	REIMBURSEMENT FROM OTHER TOWNS	$612,942	$706,876	$784,293	$700,000	$700,000	$785,000	$785,000
488005	MISCELLANEOUS	$85,380	$39,652	$52,260	$50,000	$30,000	$50,000	$50,000
488014	DEPARTMENTAL CHARGES	$76,982	$94,431	$95,668	$90,000	$90,000	$90,000	$90,000
	TOTAL DEPARTMENT OF EDUCATION	**$106,487,511**	**$114,801,903**	**$120,595,169**	**$122,094,403**	**$122,059,387**	**$121,994,387**	**$121,994,387**
	TOTAL GENERAL FUND	**$354,700,101**	**$366,319,267**	**$374,007,909**	**$373,927,596**	**$368,269,282**	**$385,347,018**	**$380,708,343**

FY11

APPROPRIATIONS

GENERAL GOVERNMENT

DEPT. 101 – OFFICE OF THE MAYOR

Mission Statement

The Mayor's Office is both historically and practically the "seat of government", the focus of coordination between the Legislative and the Executive branches.

Core Function

The Mayor as the CEO of the city must continue to streamline government, create efficiencies through re-organization, demand that city employees interact in a professional manner with everyone they come in contact with and provide leadership throughout the city. There are also several functional activities performed under the direction of the Mayor's Office. They include:

1. Set the vision and goals for the City of Waterbury
2. Set policy for the implementation by City Department Heads
3. Develop Budget for the Operations and Capital Improvements of the City
4. City Administration, including the supervision and oversight of all department heads
5. Citizen/Constituent services
6. Municipal agent for Aging and Disabilities

Departmental Goals

- Continue commitment to the establishment of a mill rate that is as stable as possible so that people can continue to live and flourish in their communities
- Continue commitment to the development of budgets that are based on reasonable assumptions and fund the essential services to be delivered to the public
- Continue to monitor departmental efforts in blight control, land use inspection, and street maintenance to ensure that additional resources provided in Budget are having desired effect

Account Number	DEPARTMENT	AUDITED ACTUALS FY07	AUDITED ACTUALS FY08	AUDITED ACTUALS FY09	FY10 ADOPTED BUDGET	FY11 DEPT. REQUESTS	FY11 MAYOR'S PROPOSED BUDGET	FY11 BOA ADOPTED BUDGET
OFFICE OF THE MAYOR								
DEPT.# 1010001								
	PERSONAL SERVICES							
511500	Regular Salaries	$467,950	$400,518	$467,692	$512,621	$608,577	$608,577	$585,111
	PURCHASED PROFESSIONAL SERVICE							
533022	Professional Services	$0	$0	$72,000	$72,000	$72,000	$36,000	$0
	PURCHASED PROPERTY SERVICES							
543000	Service/Maintenance Contracts	$499	$539	$0	$1,000	$1,000	$1,000	$1,000
	PURCHASED OTHER SERVICES							
553001	Postage	$310	$2,136	$1,443	$1,500	$1,500	$1,500	$1,500
559002	Printing Services	$1,063	$1,645	$979	$2,500	$2,500	$2,000	$2,000
	SUPPLIES							
561200	Office	$13,280	$8,114	$6,175	$9,000	$9,000	$5,000	$5,000
	OTHER							
589005	Municipal Groups	$27,885	$75,526	$41,746	$45,000	$45,000	$40,000	$40,000
589012	Grants & Aid to Elderly Programs	$3,800	$3,800	$0	$0	$0	$0	$0
589900	Dues/Subscriptions/Publications	$384	$208	$0	$500	$500	$500	$500
	TOTAL	**$515,171**	**$492,486**	**$590,035**	**$644,121**	**$740,077**	**$694,577**	**$635,111**
	ALLOCATION OF BENEFITS							
	Health Ins. Cost - Actives				$45,076		$43,439	$43,439
	Pension Cost - Actives				$1,213		$1,213	$1,213
	Workers Comp. Costs				$9,996		$14,254	$14,254
	Life Insurance Costs				$2,399		$2,258	$2,258
	Unemployment Costs				$1,413		$3,046	$3,046
	Total Benefits Allocated to Department				**$60,097**	**$0**	**$64,210**	**$64,210**
	Total Amount Earmarked for Department				**$704,218**	**$740,077**	**$758,787**	**$699,321**

FY10 Authorized Positions	Filled at Budget Dev.Time	FY11 Dept. Requests	FY11 Adopted Budget	Department	FY10 Adopted Budget	FY11 Dept. Requests	FY11 Mayor's Proposed	FY11 BOA Proposed
				OFFICE OF THE MAYOR				
				Mayor's Staff				
1	1	1	1	MAYOR	$119,306	$119,306	$119,306	$119,306
1	1	1	1	DIRECTOR OF OPERATIONS	$85,000	$87,125	$87,125	$85,000
1	1	1	1	CHIEF LEGAL COUNSEL	$72,000	$73,800	$73,800	$72,000
1	1	1	1	GRANTS COORDINATOR	$65,000	$66,625	$66,625	$65,000
1	2	2	2	MAYORAL AIDE	$50,000	$83,230	$83,230	$81,200
2	1	1	1	EXECUTIVE SECRETARY	$72,273	$43,631	$43,631	$43,631
1	1	1	1	RECEPTIONIST	$28,119	$28,822	$28,822	$28,119
0	0	0	0	RECEPTIONIST (3 Part-time)	$15,600	$23,187	$23,187	$22,620
				MAYORAL SALARY GIVEBACK	($12,597)	$0	$0	($4,000)
				SAVINGS FROM DELAYED HIRING	($42,000)	$0	$0	($8,597)
8	8	8	8	Total - Mayor's Staff	$452,701	$525,726	$525,726	$504,279
				Citizen Service Center				
				COMMUNITY SERVICES STAFF (4 Part-time positions)	$49,920	$54,152	$54,152	$52,832
1	1	1	1	MAYORAL AIDE ON COMMISSION ON AGING	$25,000	$28,700	$28,700	$28,000
				CBDG Grant for Commission on Aging	($15,000)	$0	$0	$0
1	1	1	1	Total - Community Services	$59,920	$82,852	$82,852	$80,832
9	9	9	9	TOTAL	$512,621	$608,578	$608,578	$585,111

DEPT. 103 - BOARD OF ALDERMAN

Mission Statement

The legislative power and authority of the City shall be vested in the 15 member Board of Alderman, which Board shall have such powers and responsibilities as delineated by the City Charter and Ordinances and State law.

Account Number	DEPARTMENT	AUDITED ACTUALS FY07	AUDITED ACTUALS FY08	AUDITED ACTUALS FY09	FY10 ADOPTED BUDGET	FY11 DEPT. REQUESTS	FY11 MAYOR'S PROPOSED BUDGET	FY11 BOA ADOPTED BUDGET
BOARD OF ALDERMAN								
DEPT.# 1030001								
	PERSONAL SERVICES							
511500	Regular Salaries	$60,666	$59,333	$64,000	$64,000	$64,000	$64,000	$48,000
	OTHER SERVICES							
589800	Registration & Course Fees	$0	$0	$324	$0	$500	$500	$0
589900	Dues & Publications	$0	$0	$0	$0	$0	$0	$0
	TOTAL	**$60,666**	**$59,333**	**$64,324**	**$64,000**	**$64,500**	**$64,500**	**$48,000**

FY10 Authorized Positions	Filled at Budget Dev.Time	FY11 Dept. Requests	FY11 Adopted Budget	Department	FY10 Adopted Budget	FY11 Dept. Requests	FY11 Mayor's Proposed	FY11 BOA Proposed
				BOARD OF ALDERMEN				
				PRESIDENT	$6,000	$6,000	$6,000	$4,000
				MAJORITY LEADER	$5,000	$5,000	$5,000	$4,000
				MINORITY LEADER	$5,000	$5,000	$5,000	$4,000
				12 MEMBERS @ $4,000 EACH	$48,000	$48,000	$48,000	$36,000
				TOTAL	$64,000	$64,000	$64,000	$48,000

DEPT. 107 – LEGAL DEPARTMENT

Mission Statement

The Legal Department, through the Corporation Counsel and his staff as provided for under the City's Charter, is the legal advisor of the City and its departments. In fulfilling this role, the Department represents the City in all lawsuits and provides legal advice and opinions as needed or requested by the Mayor, Board of Alderman, City departments and public officials.

Core Functions

1. Receive and process requests for legal advice or opinions, including research and investigation related thereto, from Mayor, Board of Alderman, City departments and public officials.
2. Represent the City, or its departments, in the prosecution or defense of all lawsuits or claims brought by or against the City or its departments.
3. Represent the City, or its departments, in all regulatory or enforcement matters to which the City, or its departments, is a party.
4. Represent the City and its departments in all transactional matters, such as contract and lease agreements, including consultation with using agencies, negotiations, drafting, approval, execution, etc.
5. Process requests from the public for miscellaneous information or documentation related to City business or functions (ie: payoffs for various tax obligations, usage fees or assessments; releases of liens for unpaid taxes or assessments; etc.)
6. Provide general legal counsel on any and all matters as may be deemed necessary or advisable in the discretion of the Corporation Counsel.

Departmental Goals – Fiscal Year 2010-11

1. Further expand identification of sources for enhancing City revenues via application of legal resources and assess the economic feasibility of the exploitation of those sources. (Performance measures: refine list of sources 12/31/09; assessment of feasibility by 3/31/10).
2. Complete review and codification of City's Charter and Ordinances and place the same on-line for public access. (Performance measures: codification complete by 7/31/09; on-line by 8/31/09).
3. Work with individual departments to establish procedures for auditing prospective needs for legal services. (Performance measures: establish primary outline for initial departmental review 1/31/10; begin individual departmental consultations by 2/28/10).

Recent Highlights

The Corporation Counsel's Office achieved success in addressing local concerns with respect to some sensitive land use issues impacting the community. In particular, we successfully defended a constitutional challenge to the City's Adult Establishment regulations that establish a buffer zone around sensitive uses such as schools, parks and religious establishments. This not only prevented the location of a strip club near a church but, also, successfully defended two related zoning appeals challenging the denial of applications for a large condominium complex and, alternatively, a subdivision in one of the City's residential neighborhoods. This was a critical contribution to the City's ability to manage its growth through a prudent application of its land use regulations. The office has, also, been responsible for coordinating efforts amongst the office, the City's Tax Assessor's Office and the Superior Court that resulted in the satisfactory resolution, without a costly expenditure of the City's limited resources, of approximately 100 of the 350 appeals filed after the 2007 revaluation. Fiscal '09 also, brought a change in staffing through consolidation of positions and reclassification of existing positions so that all staff attorneys are now classified as "full time" attorneys. This has allowed the department to restructure and to assign fundamental managerial responsibility to individual attorneys for coordination of more consistent responses to regular requests for legal services. This has increased our effectiveness and efficiency in responding to such requests. The department has, also, begun to incorporate a proactive approach to receiving input from varying City departments in assessing the need for, and formulating strategies for responding to, the various needs for legal services. An example of this has been the hosting of representatives from individual departments at regular departmental meetings.

Organization Chart - Legal

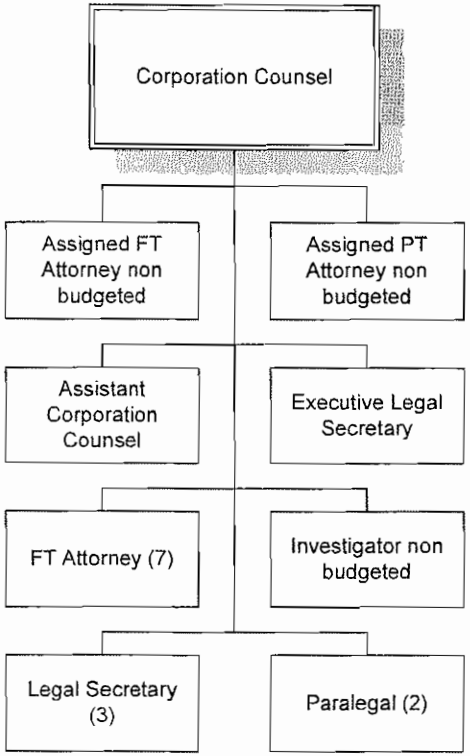

LEGAL DEPARTMENT
DEPT.# 1070001

Account Number	DEPARTMENT	AUDITED ACTUALS FY07	AUDITED ACTUALS FY08	AUDITED ACTUALS FY09	FY10 ADOPTED BUDGET	FY11 DEPT. REQUESTS	FY11 MAYOR'S PROPOSED BUDGET	FY11 BOA ADOPTED BUDGET
	PERSONAL SERVICES							
511500	Regular Salaries	$695,906	$816,263	$951,595	$976,436	$1,039,489	$1,004,489	$1,000,101
511600	Temporary Salaries	$52,554	$64,437	$0	$0	$0	$35,000	$35,000
511653	Longevity	$1,010	$1,010	$1,010	$1,010	$1,010	$1,010	$1,010
511800	Vacation & Sick Term. Payout	$0	$1,943	$1,077	$0	$0	$0	$0
	PURCHASED PROFESSIONAL SERVICES							
533011	Legal Supplies	$4,788	$8,267	$7,733	$8,000	$9,000	$8,000	$8,000
533022	Professional Services	$0	$0	$0	$0	$0	$0	$0
533027	Financial	$19,171	$16,001	$26,932	$25,000	$45,000	$30,000	$30,000
533029	Legal	$668,850	$709,214	$734,833	$725,000	$925,000	$700,000	$585,000
	PURCHASED PROPERTY SERVICES							
543020	Repair and Maintenance	$105	$0	$0	$400	$400	$400	$400
543036	Maint. Contracts-Copy Equip.	$1,451	$1,032	$2,406	$4,000	$4,000	$4,000	$4,000
	PURCHASED OTHER SERVICES							
553001	Postage	$2,332	$2,445	$2,581	$3,200	$3,280	$2,750	$2,750
	SUPPLIES							
561206	Office Supplies	$8,678	$9,965	$12,569	$20,000	$22,300	$15,000	$15,000
	OTHER							
589200	Travel and Official Expenses	$713	$1,280	$756	$3,000	$7,050	$3,000	$3,000
589500	Petty Cash	$0	$0	$0	$0	$100	$100	$100
589900	Dues/Subscriptions/Publications	$14,300	$14,922	$17,246	$20,000	$24,000	$24,000	$24,000
	TOTAL	**$1,469,858**	**$1,646,778**	**$1,758,736**	**$1,786,046**	**$2,080,629**	**$1,827,749**	**$1,708,361**
	ALLOCATION OF BENEFITS							
	Health Ins. Cost - Actives				$96,592		$72,398	$72,398
	Pension Cost - Actives				$7,279		$7,279	$7,279
	Workers Comp. Costs				$21,420		$23,757	$23,757
	Life Insurance Costs				$5,141		$3,763	$3,763
	Unemployment Costs				$3,027		$5,077	$5,077
	Total Benefits Allocated to Department				**$133,459**	**$0**	**$112,274**	**$112,274**
	Total Amount Earmarked for Department				**$1,919,505**	**$2,080,629**	**$1,940,023**	**$1,820,635**

FY10 Authorized Positions	Filled at Budget Dev.Time	FY11 Dept. Requests	FY11 Adopted Budget	Department	FY10 Adopted Budget	FY11 Dept. Requests	FY11 Mayor's Proposed	FY11 BOA Proposed
				LEGAL DEPARTMENT				
1	1	1	1	CORPORATION COUNSEL	$94,756	$100,775	$100,775	$98,756
1	1	1	1	ASSISTANT CORPORATION COUNSEL	$94,712	$97,081	$97,081	$94,712
4	4	4	4	ATTORNEY-LITIGATORS	$299,702	$307,194	$307,194	$307,194
3	3	3	3	ATTORNEY-CORP. COUNSEL	$199,006	$203,981	$203,981	$203,981
0	0	1	0	ATTORNEY-CORP. COUNSEL (PART TIME)	$0	$35,000	$0	$0
1	1	1	1	LEGAL EXECUTIVE SECRETARY	$57,345	$58,782	$58,782	$58,782
2	2	2	2	PARALEGAL	$112,480	$115,288	$115,288	$115,288
3	3	3	3	LEGAL SECRETARY	$118,436	$121,388	$121,388	$121,388
15	15	16	15	TOTAL FULL TIME	$976,437	$1,039,489	$1,004,489	$1,000,101
				PART TIME SALARIES				
			1	ATTORNEY-CORP. COUNSEL (PART TIME)	$0	$0	$35,000	$35,000
				TOTAL PART TIME	$0	$0	$35,000	$35,000

DEPT. 110 – OFFICE OF THE CITY CLERK

Mission Statement

The Office of the City Clerk of the City of Waterbury provides accurate records for our citizens and general public, Board of Aldermen and all Municipal boards and commissions meeting of the City of Waterbury in a friendly, professional and expedient manner.

Core Functions

The Office of the City Clerk of the City of Waterbury, which receives all correspondence for the Board of Aldermen, and most Municipal boards and commissions, is the keeper of records for the Board of Aldermen, municipal boards and commissions, is the public service agency to facilitate access to records of all municipal boards and commissions and is the recipient of all claims and writs served on the City.

Departmental Goals—Fiscal Year 2010-11

1. To continue to advance communication on a daily basis with the Board of Aldermen.
2. To provide support to our seven new boards and commission.
3. To modernize our office with new digital software that will allow for meeting minutes to be preserved for a longer period of time.
4. To organize and appropriately file all records into our storage location.
5. To have more of an on-line presence of meeting files available to the public.

Key Performance Measures

1. By November 1, 2010, to have ten years of meeting minutes in digital format.
2. By December 1, 2010, to have re-organized all files from City Hall basement, into the City Clerks Office storage room.
3. By November 30, 2010, to have a larger portion of our files in digital format.

Organization Chart - City Clerk

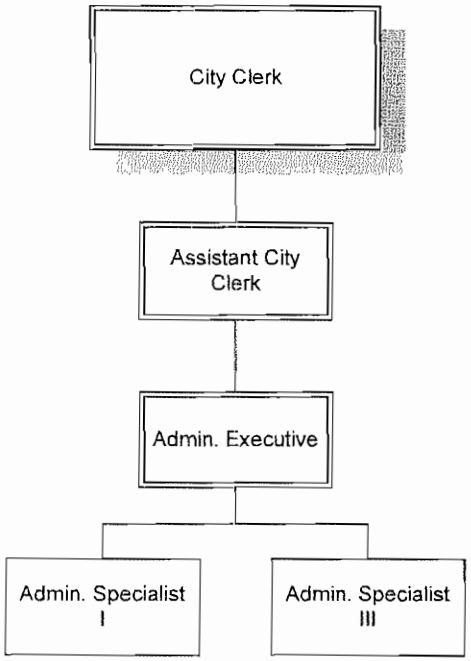

Account Number	DEPARTMENT	AUDITED ACTUALS FY07	AUDITED ACTUALS FY08	AUDITED ACTUALS FY09	FY10 ADOPTED BUDGET	FY11 DEPT. REQUESTS	FY11 MAYOR'S PROPOSED BUDGET	FY11 BOA ADOPTED BUDGET
OFFICE OF THE CITY CLERK								
DEPT.# 1100001								
	PERSONAL SERVICES							
511500	Regular Salaries	$171,508	$184,284	$199,770	$204,636	$213,286	$213,286	$211,286
511650	Overtime	$20,351	$28,173	$23,823	$20,000	$26,000	$20,000	$9,000
511653	Longevity	$405	$405	$405	$405	$405	$405	$405
	PURCHASED PROPERTY SERVICES							
543033	Service/Maintenance Contracts	$308	$376	$410	$450	$450	$450	$450
544007	Office Equipment Rent and Lease	$1,305	$894	$1,223	$2,500	$2,500	$2,500	$2,500
	PURCHASED OTHER SERVICES							
553001	Postage	$1,358	$1,199	$1,000	$1,000	$1,100	$1,100	$1,100
559001	Advertising	$7,865	$6,205	$7,586	$8,000	$8,000	$5,000	$4,000
559002	Printing and Binding	$270	$1,172	$877	$500	$1,000	$1,000	$1,000
	SUPPLIES							
561206	Office Supplies	$1,990	$3,856	$2,541	$3,200	$3,500	$2,500	$2,500
	OTHER							
589200	Travel and Official Expenses	$0	$0	$0	$300	$250	$250	$250
575200	Office Equipment	$0	$0	$0	$0	$0	$0	$0
	TOTAL	**$205,360**	**$226,564**	**$237,635**	**$240,991**	**$256,491**	**$246,491**	**$232,491**
	ALLOCATION OF BENEFITS							
	Health Ins. Cost - Actives				$32,197		$24,133	$24,133
	Pension Cost - Actives				$3,640		$3,640	$3,640
	Workers Comp. Costs				$7,140		$7,919	$7,919
	Life Insurance Costs				$1,714		$1,254	$1,254
	Unemployment Costs				$1,009		$1,692	$1,692
	Total Benefits Allocated to Department				**$45,700**	**$0**	**$38,638**	**$38,638**
	Total Amount Earmarked for Department				**$286,691**	**$256,491**	**$285,129**	**$271,129**

FY10 Authorized Positions	Filled at Budget Dev.Time	FY11 Dept. Requests	FY11 Adopted Budget	Department	FY10 Adopted Budget	FY11 Dept. Requests	FY11 Mayor's Proposed	FY11 BOA Proposed
				CITY CLERK				
1	1	1	1	CITY CLERK	$53,653	$59,653	$59,653	$57,653
1	1	1	1	ASSISTANT CITY CLERK	$47,150	$47,150	$47,150	$47,150
2	2	2	2	ADMIN. SUPPORT SPECIALIST III	$79,318	$81,355	$81,355	$81,355
1	1	1	1	ADMIN. SUPPORT SPECIALIST I	$24,515	$25,128	$25,128	$25,128
5	5	5	5	TOTAL	$204,636	$213,286	$213,286	$211,286

DEPT. 113 – OFFICE OF THE TOWN CLERK

Mission Statement

The mission of the Town Clerk's Office is to preserve and protect all records placed in the custody of this office and to provide a wide range of services to the public in a professional and courteous manner.

Core Functions

The Town Clerk is entrusted with the responsibility of recording and indexing all of the city's land records, issuing and recording all vital records including marriage licenses, birth certificates, burial permits, etc., issuing hunting, fishing and dog licenses and keeping records of such, recording military discharges, keeping notary, justice of the peace and campaign finance records, performing a variety of election related duties including the issuance of absentee ballots and preparation of state election reports. This office is also charged with the implementation of records management procedures that can be applied in other offices throughout the City and providing graphic design, printing and mail services to all city departments.

Departmental Goals—Fiscal Year 2010-11

1. Provide assistance and guidelines for implementing a records management program for all departments.
2. Continue scanning and microfilming all older land records and vital record volumes.
3. Continue inputting our vitals indices' for easier search and retrieval.
4. Develop a program where scanned land record images are visible from your home computer without losing valuable copy revenue.
5. Continue to expand the records management practices to offices throughout the City.

Organization Chart - Town Clerk

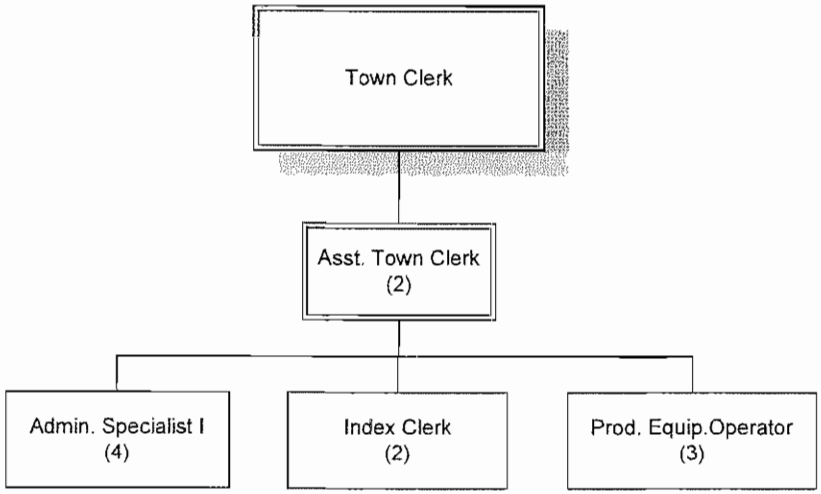

Account Number	DEPARTMENT	AUDITED ACTUALS FY07	AUDITED ACTUALS FY08	AUDITED ACTUALS FY09	FY10 ADOPTED BUDGET	FY11 DEPT. REQUESTS	FY11 MAYOR'S PROPOSED BUDGET	FY11 BOA ADOPTED BUDGET
OFFICE OF THE TOWN CLERK								
DEPT.# 1130001								
	PERSONAL SERVICES							
511500	Regular Salaries	$331,473	$387,710	$378,098	$383,821	$424,647	$399,746	$397,746
511600	Temporary Salaries	$0	$0	$3,793	$2,000	$5,000	$5,000	$4,000
511650	Overtime	$4,747	$2,150	$3,755	$4,000	$5,000	$3,000	$3,000
511653	Longevity	$0	$0	$0	$0	$0	$0	$0
	PURCHASED PROPERTY SERVICES							
543033	Service/Maintenance Contracts	$4,306	$3,307	$3,651	$5,000	$8,000	$5,000	$5,000
544007	Rent/Lease	$46,532	$46,567	$50,691	$52,000	$50,000	$50,000	$50,000
	PURCHASED OTHER SERVICES							
553001	Postage	$12,980	$11,977	$10,838	$12,000	$15,000	$12,000	$12,000
559001	Advertising	$8,108	$4,883	$911	$4,000	$7,000	$4,000	$4,000
559002	Printing	$121,090	$93,982	$72,850	$90,000	$92,000	$80,000	$80,000
	SUPPLIES							
561206	Office Supplies	$28,305	$29,292	$27,555	$30,000	$30,000	$30,000	$25,000
	PROPERTY							
575200	Office Equipment	$4,642	$4,799	$7,211	$1,000	$15,000	$2,000	$2,000
	OTHER							
589206	Travel and Official Expenses	$300	$500	$428	$500	$500	$500	$500
589900	Dues/Subscriptions/Publications	$150	$245	$250	$250	$250	$250	$250
	TOTAL	**$562,633**	**$585,412**	**$560,032**	**$584,571**	**$652,397**	**$591,496**	**$583,496**
	ALLOCATION OF BENEFITS							
	Health Ins. Cost - Actives				$77,273		$53,092	$53,092
	Pension Cost - Actives				$13,345		$13,345	$13,345
	Workers Comp. Costs				$17,136		$17,422	$17,422
	Life Insurance Costs				$4,112		$2,760	$2,760
	Unemployment Costs				$2,422		$3,723	$3,723
	Total Benefits Allocated to Department				**$114,288**	**$0**	**$90,342**	**$90,342**
	Total Amount Earmarked for Department				**$698,859**	**$652,397**	**$681,838**	**$673,838**

FY10 Authorized Positions	Filled at Budget Dev.Time	FY11 Dept. Requests	FY11 Adopted Budget	Department	FY10 Adopted Budget	FY11 Dept. Requests	FY11 Mayor's Proposed	FY11 BOA Proposed
				TOWN CLERK				
1	1	1	1	TOWN CLERK	$59,653	$59,653	$59,653	$57,653
2	1	2	1	ASSISTANT TOWN CLERK	$96,552	$99,604	$49,802	$49,802
4	4	4	4	ADMIN. SPECIALIST I	$116,300	$122,152	$122,152	$122,152
2	2	2	2	INDEX CLERK	$69,346	$72,868	$72,868	$72,868
3	3	3	3	PHOTOCOPY ASSISTANT	$90,666	$95,271	$95,271	$95,271
				SAVINGS THROUGH VACANCY/TURNOVER*	($48,696)	($24,901)	$0	$0
12	11	12	11	TOTAL	$383,821	$424,647	$399,746	$397,746

DEPT. 116 – DEPARTMENT OF HUMAN RESOURCES

Mission Statement

The Charter defines the Human Resource's Department's mission. The Department provides for a civil service and merit system, whose goal is to assure recruitment of the best available persons to appointment to vacant positions, advance equal employment opportunity and affirmative action, continue training and evaluation of employees and, to bargain fairly with the collective bargaining representatives of employees.

Departmental Goals – Fiscal Year 2010-11

1. Increase City Departments participation in Annual Performance Evaluation
2. Conduct Salary compensation study for Directors/Department heads in April-July 10
3. Continue development of HRIS system to maximize efficiencies (Ciber)
4. Conduct Benefit Plan Audits – Processes, administration and recordkeeping issues. Audit and solve, reduce paper parts. Budget premiums against actual losses and expenses
5. Work with City's Record Management Committee to ensure that HR/Civil Service is efficiently utilizing the prescribed retention program

Organization Chart - Human Resources

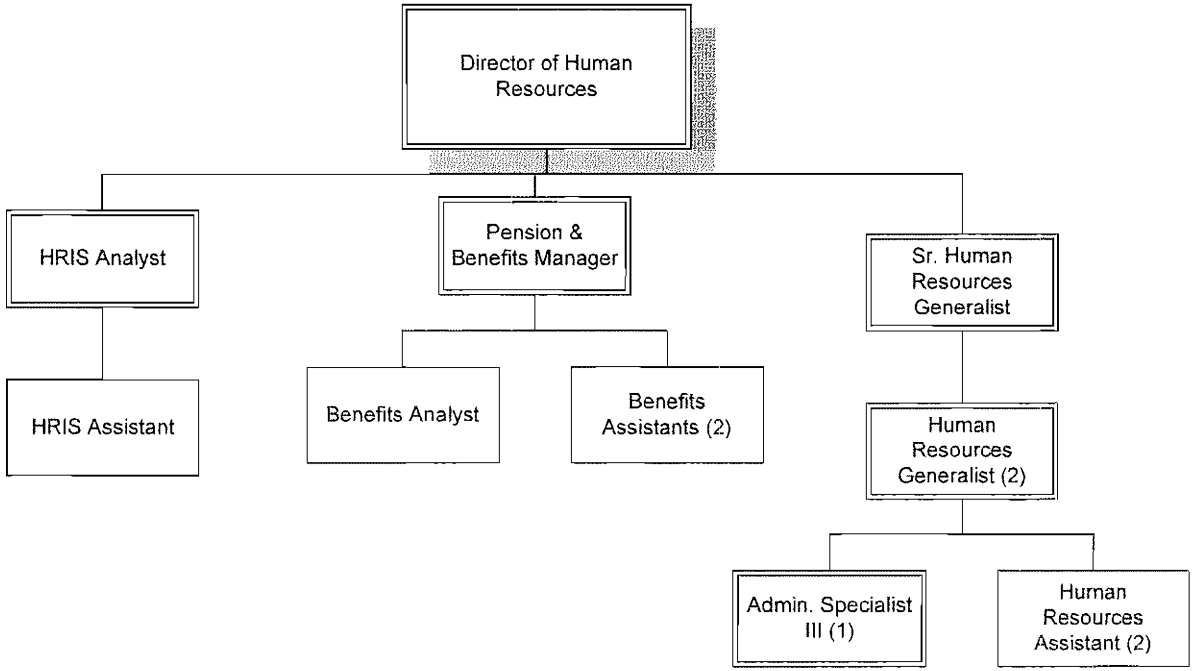

Account Number	DEPARTMENT	AUDITED ACTUALS FY07	AUDITED ACTUALS FY08	AUDITED ACTUALS FY09	FY10 ADOPTED BUDGET	FY11 DEPT. REQUESTS	FY11 MAYOR'S PROPOSED BUDGET	FY11 BOA ADOPTED BUDGET

DEPARTMENT OF HUMAN RESOURCES
DEPT.# 1160001

	PERSONAL SERVICES							
511500	Regular Salaries	$614,564	$611,057	$633,559	$716,076	$811,630	$747,940	$744,940
511650	Overtime	$2,222	$833	$864	$1,500	$1,500	$1,500	$1,500
511653	Longevity	$7,309	$505	$505	$525	$505	$505	$505
	PURCHASED PROFESSIONAL SERVICES							
533022	Professional Services	$44,824	$37,027	$53,708	$40,000	$40,000	$30,000	$30,000
539002	Pre-Employment Physicals	$45,288	$40,883	$43,053	$35,000	$35,000	$30,000	$30,000
539003	Training Fees	$17,711	$32,407	$17,272	$15,000	$15,000	$10,000	$10,000
	PURCHASED PROPERTY SERVICES							
543033	Service/Maintenance Contracts	$2,955	$3,094	$3,155	$3,750	$3,750	$3,750	$3,750
	PURCHASED OTHER SERVICES							
553001	Postage	$16,639	$18,704	$16,405	$15,000	$15,000	$15,000	$15,000
559001	Advertising	$9,084	$13,291	$14,158	$15,000	$15,000	$10,000	$10,000
559002	Printing Services	$846	$2,387	$2,494	$2,000	$2,000	$2,000	$2,000
	SUPPLIES							
561200	Office	$5,359	$4,705	$4,909	$5,000	$5,000	$3,000	$3,000
	PROPERTY							
575008	Furniture and Furnishings	$311	$987	$571	$1,000	$1,000	$1,000	$400
575200	Office Equipment	$0	$0	$0	$0	$0	$0	$0
	OTHER							
589206	Travel and Official Expenses	$717	$442	$981	$1,000	$1,000	$1,000	$438
589500	Petty Cash	$98	$0	$0	$100	$100	$100	$100
589900	Dues/Subscriptions/Publications	$510	$193	$488	$550	$550	$550	$550
	TOTAL	**$768,437**	**$766,513**	**$792,122**	**$851,501**	**$947,035**	**$856,345**	**$852,183**

Account Number	DEPARTMENT	AUDITED ACTUALS FY07	AUDITED ACTUALS FY08	AUDITED ACTUALS FY09	FY10 ADOPTED BUDGET	FY11 DEPT. REQUESTS	FY11 MAYOR'S PROPOSED BUDGET	FY11 BOA ADOPTED BUDGET

DEPARTMENT OF HUMAN RESOURCES (Continued)

ALLOCATION OF BENEFITS								
Health Ins. Cost - Actives					$96,592		$62,745	$62,745
Pension Cost - Actives					$16,985		$16,985	$16,985
Workers Comp. Costs					$21,420		$20,589	$20,589
Life Insurance Costs					$5,141		$3,261	$3,261
Unemployment Costs					$3,027		$4,400	$4,400
Total Benefits Allocated to Department					**$143,165**	**$0**	**$107,981**	**$107,980**
Total Amount Earmarked for Department					**$994,666**	**$947,035**	**$964,326**	**$960,163**

FY10 Authorized Positions	Filled at Budget Dev.Time	FY11 Dept. Requests	FY11 Adopted Budget	Department	FY10 Adopted Budget	FY11 Dept. Requests	FY11 Mayor's Proposed	FY11 BOA Proposed
				DEPARTMENT OF HUMAN RESOURCES				
1	1	1	1	DIRECTOR OF HUMAN RESOURCES	$100,000	$103,000	$103,000	$100,000
1	1	1	1	PENSION AND BENEFITS MANAGER	$83,738	$86,581	$86,581	$86,581
1	1	1	1	SENIOR HR GENERALIST	$64,613	$72,231	$72,231	$72,231
2	2	2	2	HR GENERALISTS	$108,154	$118,184	$118,184	$118,184
3	1	3	2	HR ASSISTANTS	$117,248	$119,862	$80,759	$80,759
1	1	1	1	HRIS ANALYST	$66,094	$68,496	$68,496	$68,496
1	1	1	1	BENEFITS ANALYST	$54,141	$56,244	$56,244	$56,244
2	2	2	2	PENSION AND BENEFITS ASSISTANTS	$83,356	$85,420	$85,420	$85,420
1	0	1	0	ADMIN. SPECIALIST I	$24,519	$24,586	$0	$0
1	1	1	1	ADMIN. SPECIALIST III	$37,144	$38,057	$38,056	$38,056
1	1	1	1	HRIS ASSISTANT	$38,036	$38,969	$38,969	$38,969
				SAVINGS THROUGH VACANCY/TURNOVER**	($60,967)	$0	$0	$0
15	12	15	13	TOTAL	$716,076	$811,630	$747,940	$744,940

DEPT. 119 – OFFICE OF THE REGISTRAR OF VOTERS

Mission Statement

The mission of the Registrar of Voters is to conduct fair and accurate primaries and elections and maintain the integrity of the election process. The mission, also, includes serving the public and candidates in a user-friendly, non-partisan atmosphere.

Core Function

The Registrar's core functions include registering voters, redistricting, canvassing voters, having special sessions and conducting registration sessions at high schools. We are, also, responsible for testing, transporting and maintaining voting machines. We prepare voters lists for jury selection, track national voter registration association statistics for required federal reports. We make arrangements for all polling places and ensure ADA and HAVA requirements are met. We train election workers and conduct supervised balloting at required convalescent facilities.

Departmental Goals—Fiscal Year 2010-11

1. To keep abreast of all technological advances.
2. To work with the SOTS to increase the efficiency of the CVR system.
3. Train office personnel and election-day workers and the public on the use of the new voting machines.
4. Upgrading our telephone system in polling places and our office for primary and election days.
5. Training new election-day workers and re-train present election day workers to comply with new HAVA requirements.

Organization Chart - Registrar of Voters

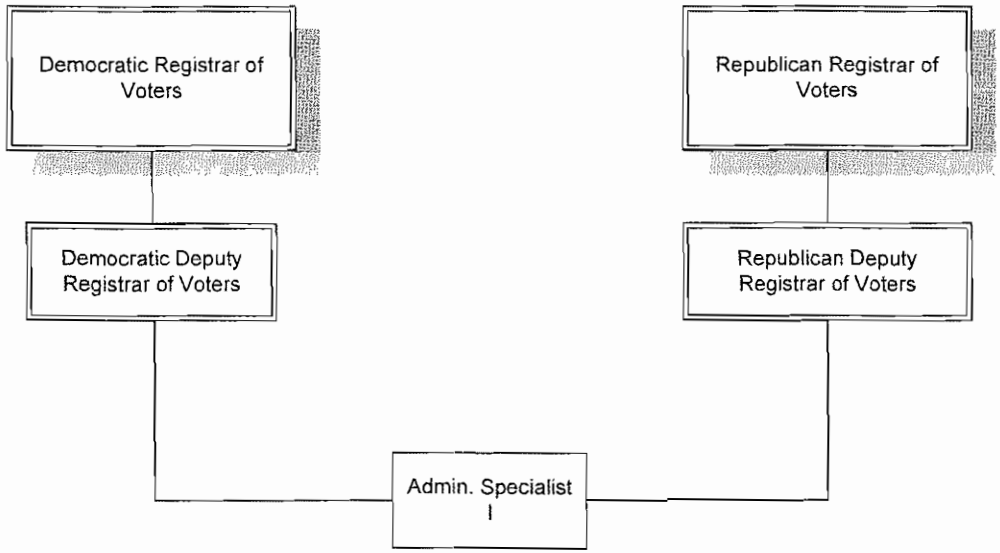

Account Number	DEPARTMENT	AUDITED ACTUALS FY07	AUDITED ACTUALS FY08	AUDITED ACTUALS FY09	FY10 ADOPTED BUDGET	FY11 DEPT. REQUESTS	FY11 MAYOR'S PROPOSED BUDGET	FY11 BOA ADOPTED BUDGET

OFFICE OF THE REGISTRAR OF VOTERS

DEPT.# 1190001

	PERSONAL SERVICES							
511500	Regular Salaries	$194,063	$211,511	$219,530	$223,927	$244,717	$236,848	$224,725
511600	Temporary Salaries	$76,223	$108,984	$81,960	$80,000	$100,000	$90,000	$90,000
511650	Overtime	$436	$2,532	$2,549	$2,500	$2,500	$1,000	$1,000
511653	Longevity	$2,705	$2,705	$2,705	$2,705	$2,705	$2,705	$2,705
	EMPLOYEE BENEFITS							
529003	Meal Allowance	$302	$192	$491	$800	$800	$600	$600
	PURCHASE PROF.SERV.							
539003	Training Fees	$0	$0	$397	$0	$0	$0	$0
	PURCHASED PROPERTY SERVICES							
543020	Repairs and Maintenance	$0	$0	$0	$0	$0	$0	$0
543033	Service Contract	$102	$140	$94	$500	$500	$500	$500
544002	Building Rental/Lease	$3,221	$3,450	$2,335	$3,500	$4,000	$3,500	$3,500
	PURCHASED OTHER SERVICES							
553001	Postage	$4,837	$5,303	$6,396	$7,000	$7,000	$3,000	$3,000
553002	Telephone	$0	$6,626	$3,498	$5,000	$6,000	$5,000	$5,000
559001	Advertising	$290	$216	$731	$800	$1,000	$1,000	$1,000
559002	Printing Services	$1,263	$12,623	$15,634	$16,000	$18,000	$15,000	$15,000
559009	Transportation	$8,790	$6,400	$4,000	$5,000	$6,000	$6,000	$6,000
	SUPPLIES							
561206	Office Supplies	$3,435	$7,278	$5,726	$6,000	$6,000	$3,000	$3,000
	OTHER							
589200	Travel and Official Expenses	$1,071	$1,438	$1,201	$2,000	$2,000	$1,500	$1,500
589500	Petty Cash	$100	$100	$100	$100	$100	$100	$100
589900	Dues/Subscriptions/Publications	$50	$204	$204	$400	$400	$400	$400
	TOTAL	**$296,888**	**$369,702**	**$347,551**	**$356,232**	**$401,722**	**$370,153**	**$358,030**

Account Number	DEPARTMENT	AUDITED ACTUALS FY07	AUDITED ACTUALS FY08	AUDITED ACTUALS FY09	FY10 ADOPTED BUDGET	FY11 DEPT. REQUESTS	FY11 MAYOR'S PROPOSED BUDGET	FY11 BOA ADOPTED BUDGET

OFFICE OF THE REGISTRAR OF VOTERS (Continued)

ALLOCATION OF BENEFITS								
Health Ins. Cost - Actives					$32,197		$24,133	$24,133
Pension Cost - Actives					$6,066		$6,066	$6,066
Workers Comp. Costs					$7,140		$7,919	$7,919
Life Insurance Costs					$1,714		$1,254	$1,254
Unemployment Costs					$1,009		$1,692	$1,692
Total Benefits Allocated to Department					**$48,126**	**$0**	**$41,064**	**$41,064**
Total Amount Earmarked for Department					**$404,358**	**$401,722**	**$411,217**	**$399,094**

FY10 Authorized Positions	Filled at Budget Dev.Time	FY11 Dept. Requests	FY11 Adopted Budget	Department	FY10 Adopted Budget	FY11 Dept. Requests	FY11 Mayor's Proposed	FY11 BOA Proposed
				REGISTRAR OF VOTERS				
1	1	1	1	REGISTRAR OF VOTERS	$53,354	$58,354	$58,354	$53,354
1	1	1	1	REGISTRAR OF VOTERS	$53,354	$58,354	$58,354	$53,354
1	1	1	1	DEPUTY REGISTRAR OF VOTERS	$42,647	$47,643	$43,709	$42,647
1	1	1	1	DEPUTY REGISTRAR OF VOTERS	$42,647	$47,643	$43,709	$42,647
1	1	1	1	CLERK TYPIST II	$31,925	$32,723	$32,723	$32,723
5	5	5	5	TOTAL	$223,927	$244,717	$236,848	$224,725

DEPT. 122 - CITY SHERIFF

Mission Statement

The City Sheriff is an elected official included in the City Charter. The duties of the Sheriff include serving notices of meetings of City boards and commissions, and performing other duties as may be prescribed by such boards.

Account Number	DEPARTMENT	AUDITED ACTUALS FY07	AUDITED ACTUALS FY08	AUDITED ACTUALS FY09	FY10 ADOPTED BUDGET	FY11 DEPT. REQUESTS	FY11 MAYOR'S PROPOSED BUDGET	FY11 BOA ADOPTED BUDGET
OFFICE OF THE CITY SHERIFF								
DEPT.# 1220001								
	PERSONAL SERVICES							
511500	Regular Salaries	$8,271	$7,740	$10,991	$11,931	$11,931	$11,931	$11,931
	EMPLOYEE BENEFITS							
529001	Car Allowance	$1,280	$3,920	$4,583	$5,000	$5,000	$5,000	$4,150
	TOTAL	**$9,551**	**$11,660**	**$15,574**	**$16,931**	**$16,931**	**$16,931**	**$16,081**

FY10 Authorized Positions	Filled at Budget Dev.Time	FY11 Dept. Requests	FY11 Adopted Budget	Department	FY10 Adopted Budget	FY11 Dept. Requests	FY11 Mayor's Proposed	FY11 BOA Proposed
				CITY SHERIFF				
				CITY SHERIFF	$11,931	$11,931	$11,931	$11,931
				TOTAL	$11,931	$11,931	$11,931	$11,931

DEPT. 125 – OFFICE OF PROBATE COURT

Mission Statement

The Waterbury District Probate Court services Waterbury, Middlebury and Wolcott. It provides the public with probate services including estates for deceased, conservatorships for incompetents, name changes, trust estates, and passports. The Waterbury Regional Children's Probate Court services the greater metropolitan Waterbury region. It provides the public with probate services for protection of children including guardianships for minors, custody for minors, and adoptions.

Departmental Goals—Fiscal Year 2010-11

1. To serve the public competently and compassionately.
2. To provide adequate and secure storage of documents as provided in state statutes.
3. To provide the staff with materials adequate to accomplish goals one and two.

Account Number	DEPARTMENT	AUDITED ACTUALS FY07	AUDITED ACTUALS FY08	AUDITED ACTUALS FY09	FY10 ADOPTED BUDGET	FY11 DEPT. REQUESTS	FY11 MAYOR'S PROPOSED BUDGET	FY11 BOA ADOPTED BUDGET

OFFICE OF PROBATE
DEPT.# 1250001

	PURCHASED PROPERTY SERVICES							
544002	Rent/Lease - Building	$9,340	$112,136	$128,288	$141,900	$141,900	$141,900	$141,900
544007	Rent/Lease - Office Equipment	$3,005	$3,823	$6,774	$10,600	$10,600	$8,000	$8,000
545009	Monitor/Detection Services	$0	$5,764	$5,724	$6,000	$6,300	$6,300	$6,300
	PURCHASED OTHER SERVICES							
553001	Postage	$14,555	$13,538	$12,625	$11,500	$11,500	$11,500	$11,500
553002	Telephone	$0	$0	$7,549	$4,400	$4,400	$4,400	$4,400
559108	Insurance	$4,335	$6,486	$3,637	$5,000	$6,400	$6,400	$6,400
	SUPPLIES							
561200	Office	$6,764	$9,864	$13,182	$13,000	$13,000	$12,000	$12,000
	PROPERTY							
575200	Office Equipment	$2,491	$2,489	$1,833	$1,000	$1,000	$1,000	$1,000
	TOTAL	**$40,490**	**$154,099**	**$179,612**	**$193,400**	**$195,100**	**$191,500**	**$191,500**



FINANCE

DEPT. 201 - DEPARTMENT OF FINANCE

Mission Statement

The mission of the Finance Department is to maintain financial management systems as well as sustain, communicate, and enforce an effective internal control structure to allow:

1. City employees to produce timely and accurate information in a format that enables the safeguarding and maximization of City resources and services.
2. City management to understand the City's financial status and progress against objectives and financial constraints, to make decisions and to demonstrate compliance with restrictions on the use of resources.
3. Elected officials to ensure that performance goals are being met in accordance with the appropriated resources.
4. Waterbury citizens to determine the success of elected and appointed officials in using City resources in a manner consistent with the desires of the citizens as enumerated in the City Charter and Budget.
5. Other interested parties to understand the source and use of city resources, the creditworthiness of the City, and whether the City is complying with legal and contractual requirements.

Core Functions

Department of Finance responsibilities include:

1. Consistent, timely and accurate financial reporting.
2. Maintain and support the utilization of the LAWSON Financial Procurement and HR Suite System.
3. Cash and investment management for all City funds and the coordination of all banking operations.
4. Processing of cash receipts and preparation/processing of weekly payrolls and accounts payable checks.
5. Oversee the City's Capital Projects for budgetary compliance, grant reimbursement filings and administration of the capital debt financing plan. Oversee the administration and reporting requirements of City grants.

6. Risk Management oversight of activities accounted for in the City's Health, Workers Compensation, General Liability and Heart and Hypertension self-insured internal service funds.

Departmental Goals—Fiscal Year 2010-11

1. Complete implementation of the LAWSON Absence Management module to centralize and automate the accounting and reporting of employee vacation, sick and personal time.
2. Complete a business process review and modification of the LAWSON Benefits module. Improvements to the module will allow for the retirees to be tracked within the City's existing benefit plan structures within the benefits module as well as improve benefits data management for active employees. Benefit reporting capabilities for active employees and retirees will be significantly improved to enhance both data analysis and the annual preparation of pension and other post-employment benefit actuarial valuations.
3. Implement the adoption of a "Miscellaneous Receivables Write-Off Policy" to enable the City to post the removal of receivables deemed uncollectible from the aged receivable file.
4. Work with the administration of the City's Water and WPC Enterprise Funds to implement a "User Fee Write-Off Policy" and to coordinate a special project to expedite the removal of aged receivables deemed uncollectible from the utility billing systems aged receivable file.
5. Transition police and fire from weekly payroll to bi-weekly payroll to gain efficiencies and reduce costs.
6. Continue efforts with the Purchasing Department to update the City's vendor file.
7. Administer the City's $1 million Department of Energy Grant awarded through the American Recovery and Reinvestment Act allowing for lighting improvements and HVAC improvements in several City facilities.
8. Expand Water & Water Pollution Control payment and collection processing to include implementation of an online user fee payment option, deposit link check scanning, and secured cash collections pick-up.
9. Enhance the City's risk management function through the establishment of safety/risk monitoring programs.
10. Develop supporting information enabling the solicitation of pricing from insurance carriers for the possible placement of excess workers compensation coverage as a supplement to the self-funded program.
11. Maintain funding strategies consistent with Federal Regulations applicable to the "Working Capital" restrictions impacting the General Fund as the City's financial position changes each fiscal year.
12. Draft an Ordinance governing the issuance and sale of Bonds and Notes as required by the City Charter, section 10A-2 for adoption by the Board of Aldermen.

Recent Highlights

1. The Department of Finance submitted the City's Comprehensive Annual Financial Report (CAFR) for the fiscal year ending June 30, 2008 to the Government Finance Officers Association (GFOA) for certification. For the second consecutive year the City's CAFR was awarded the "Certificate of Achievement for Excellence in Financial Reporting". The June 30, 2009 CAFR has been submitted for Certification.
2. The City revitalized its commitment to the Lawson financial and Human Resources Suites' software though the successful implementation of an upgrade to the latest application release Lawson 9.0.1 and the latest environment LSF9, completed May 2009.
3. Established a fund Balance Policy with a general goal of maintaining an unreserved general fund balance equal to 5% to 8% of budgetary expenditures and a limitation to designate no more than 1% of prior year's actual expenditures as a revenue source during the budget development and approval process for the subsequent budget year.
4. The Finance Department compiled and updated supporting documentation for a potential POB issue and made formal submissions of the POB plan to the State Office of Policy and Management and the State Treasurer as required by Statute. The City issued a $313 million pension obligation bond to provide for a 70% funding of the Pension Plan's actuarial accrued liability.
5. The City's bond rating was upgraded to "A-" and the City received a "Strong" financial management assessment as part of preparing for the issuance of $33.5 million in one year bond anticipation note and the issuance of $28 million in general obligation bonds in September 2009, providing financing for the City's ongoing capital improvement and expansion program.
6. Collaborative efforts of the City's Finance, Tax and Information Services Departments with a contracted service provider enabled the City to go live with an on-line tax payment processing program on July 1, 2009. City taxpayers now have an online capability to pay property taxes via credit card or with an ACH payment.
7. A lock-box collection system for water and sewer user fee payments was implemented in the Spring of 2009 through the collaborative efforts of Finance, Water, Water Pollution Control, Information Services and the outside service provider.

Organization Chart - Finance

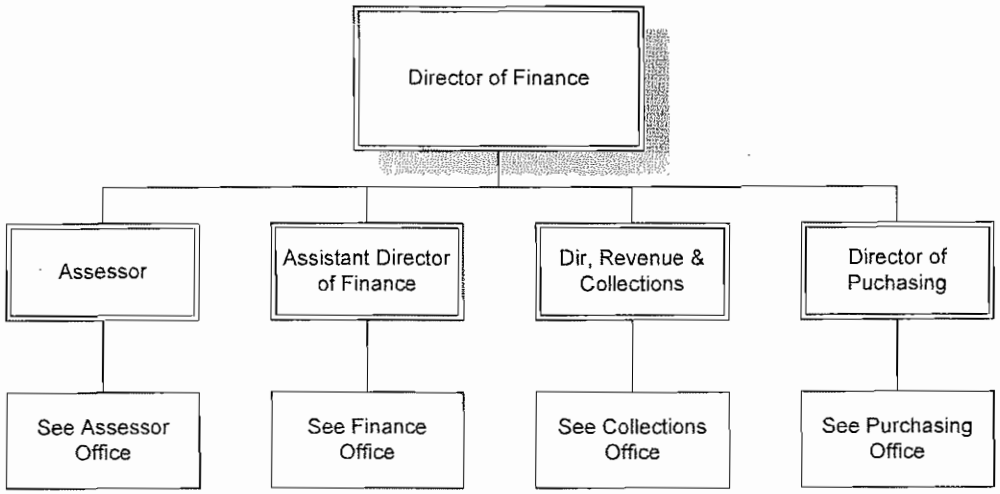

Organization Chart - Finance

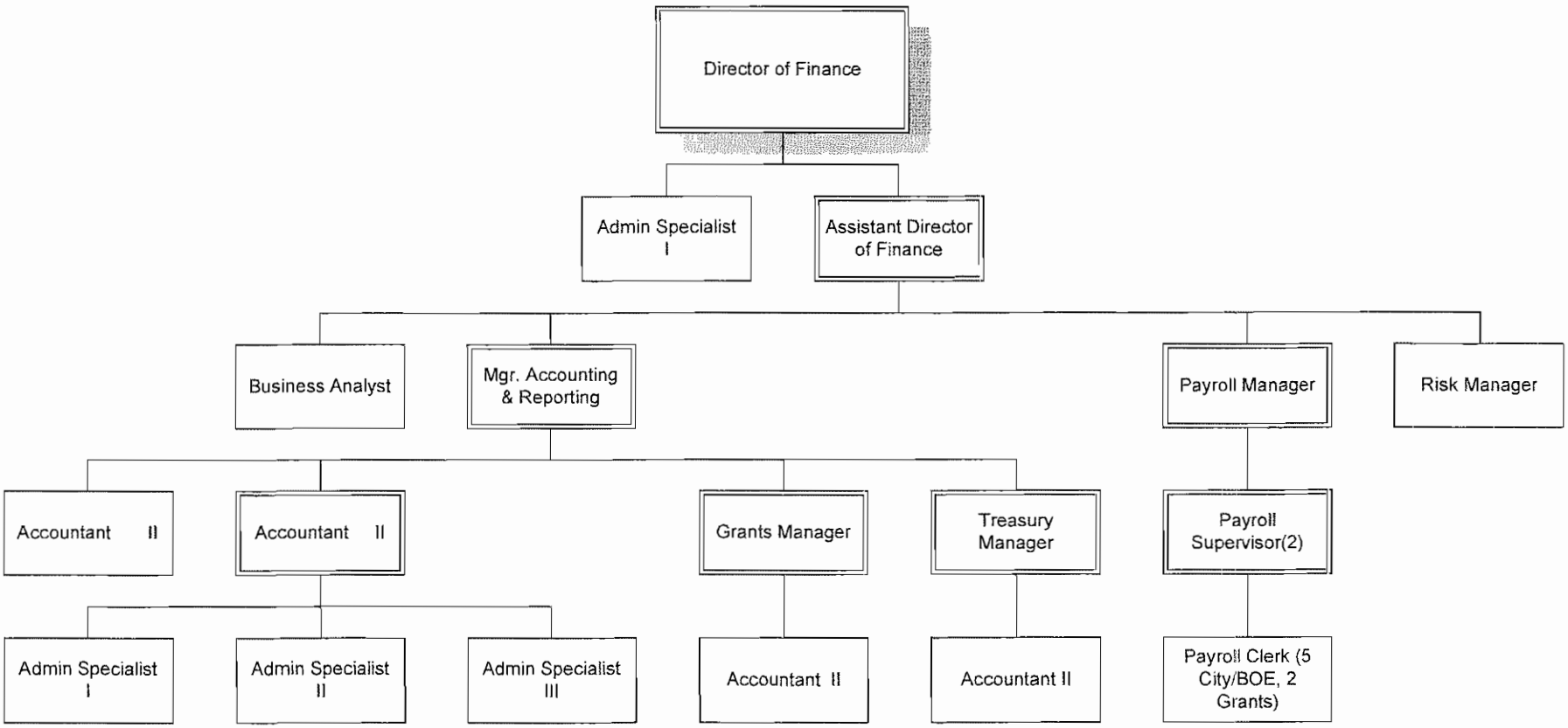

Account Number	DEPARTMENT	AUDITED ACTUALS FY07	AUDITED ACTUALS FY08	AUDITED ACTUALS FY09	FY10 ADOPTED BUDGET	FY11 DEPT. REQUESTS	FY11 MAYOR'S PROPOSED BUDGET	FY11 BOA ADOPTED BUDGET
DEPARTMENT OF FINANCE								
DEPT.# 2010001								
	PERSONAL SERVICES							
511500	Regular Salaries	$1,053,658	$1,156,906	$1,232,047	$1,219,835	$1,292,221	$1,284,221	$1,231,021
511650	Overtime	$33,995	$11,277	$2,129	$5,000	$7,500	$7,500	$7,500
511653	Longevity	$4,415	$4,880	$4,415	$4,415	$4,415	$4,415	$4,415
511800	Other Payroll - Sick Payouts	$0	$10,834	$6,834	$0	$0	$0	$0
	PROFESSIONAL SERVICES							
533014	Testing	$9,900	$0	$0	$0	$0	$0	$0
533022	Professional-Misc	$0	$5,334	$7,357	$5,000	$8,000	$5,000	$5,000
539009	Training-Misc	$0	$0	$603	$1,000	$2,000	$2,000	$2,000
539010	Annuity Payment	$0	$0	$0	$8,000	$10,000	$10,000	$10,000
	PURCHASED PROPERTY SERVICES							
543034	Service/Maintenance Contracts	$2,516	$2,349	$2,252	$3,500	$2,750	$2,750	$2,750
	PURCHASED OTHER SERVICES							
553001	Postage	$7,383	$10,198	$19,767	$20,000	$20,000	$20,000	$20,000
559001	Advertising	$0	$1,500	$2,645	$10,000	$10,000	$2,000	$2,000
559002	Printing Services	$581	$977	$5,715	$1,000	$1,000	$1,000	$1,000
	SUPPLIES							
561206	Office Supplies	$14,813	$14,080	$15,587	$16,300	$16,000	$15,000	$14,000
	PROPERTY							
575200	Office Equipment	$7,713	$7,540	$12,698	$9,000	$6,600	$2,000	$1,000
	OTHER							
589200	Travel and Official Expense	$5,007	$2,891	$3,733	$5,500	$13,610	$7,500	$7,500
589900	Dues/Subscriptions/Publications	$1,260	$1,463	$1,780	$2,450	$1,950	$1,950	$1,672
	TOTAL	**$1,141,241**	**$1,230,230**	**$1,317,560**	**$1,311,000**	**$1,396,046**	**$1,365,336**	**$1,309,858**

Account Number	DEPARTMENT	AUDITED ACTUALS FY07	AUDITED ACTUALS FY08	AUDITED ACTUALS FY09	FY10 ADOPTED BUDGET	FY11 DEPT. REQUESTS	FY11 MAYOR'S PROPOSED BUDGET	FY11 BOA ADOPTED BUDGET

DEPARTMENT OF FINANCE (CONTINUED)

	ALLOCATION OF BENEFITS							
	Health Ins. Cost - Actives				$148,107		$111,010	$111,010
	Pension Cost - Actives				$23,051		$23,051	$23,051
	Workers Comp. Costs				$32,844		$36,427	$36,427
	Life Insurance Costs				$7,882		$5,770	$5,770
	Unemployment Costs				$4,641		$7,784	$7,784
	Total Benefits Allocated to Department				**$216,525**	**$0**	**$184,043**	**$184,042**
	Total Amount Earmarked for Department				**$1,527,525**	**$1,396,046**	**$1,549,379**	**$1,493,900**

FY10 Authorized Positions	Filled at Budget Dev.Time	FY11 Dept. Requests	FY11 Adopted Budget	Department	FY10 Adopted Budget	FY11 Dept. Requests	FY11 Mayor's Proposed	FY11 BOA Proposed
				DEPARTMENT OF FINANCE				
1	1	1	1	DIRECTOR OF FINANCE	$120,000	$121,200	$121,200	$120,000
1	1	1	1	ASSISTANT FINANCE DIRECTOR	$94,556	$100,093	$100,093	$100,093
1	1	1	1	MANAGER OF ACCOUNTING & REPORTING	$89,379	$94,653	$94,653	$94,653
1	1	1	1	GRANTS MANAGER	$73,008	$77,454	$77,454	$77,454
1	1	1	1	BUSINESS ANALYST	$66,552	$70,671	$70,671	$70,671
1	1	1	1	RISK MANAGER	$64,613	$68,634	$68,634	$68,634
1	1	1	1	TREASURY MANAGER	$63,345	$67,302	$67,302	$67,302
4	4	4	4	ACCOUNTANT II	$180,370	$184,927	$184,927	$184,927
1	1	1	1	ADMIN. SPEICIALIST III	$42,795	$43,858	$43,858	$43,858
2	2	2	2	ADMIN. SPECIALIST I	$56,421	$57,849	$57,849	$57,849
1	1	1	1	ADMIN. SPECIALIST II	$36,956	$37,888	$37,888	$37,888
1	1	1	1	PAYROLL MANAGER	$77,221	$81,880	$81,880	$81,880
2	2	2	2	PAYROLL SUPERVISOR	$104,290	$111,070	$111,070	$111,070
5	5	5	5	PAYROLL CLERKS	$175,329	$179,742	$179,742	$179,742
23	23	23	23	TOTAL	$1,244,835	$1,297,221	$1,297,221	$1,296,021
				Salary Reviews		$20,000	$12,000	$0
				SAVINGS THROUGH VACANCY/TURNOVER**	$0	$0	$0	($40,000)
				CDBG Grant Funds partial position for City Oversight	($25,000)	($25,000)	($25,000)	($25,000)
					$1,219,835	$1,292,221	$1,284,221	$1,231,021

DEPT. 204 – OFFICE OF ASSESSMENT

Mission Statement

The Office of Assessment is responsible for the compilation of the Grant List. The gross Grand List is the assessed value of all taxable property in the City of Waterbury, including Real Estate, Motor Vehicles, and Business Personal Property. The Department of Assessment must then apply exemptions that are allowed by law to arrive at the Net Grand List. This is the number that is divided into the levy to produce the mil-rate.

Departmental Goals—Fiscal Year 2010-11

1. Complete October 1, 2009 Grand List without extension.
2. Complete all permits.
3. File all State Reports on time.
4. Settle the new 267 court cases.
5. Upgrade the Assessor's maps by incorporating a GIS system.

Recent Highlights

1. State Reports filed timely.
2. Continue to settle court cases successfully.
3. Complete October 1, 2009 Grand List without extension.

Organization Chart - Assessor

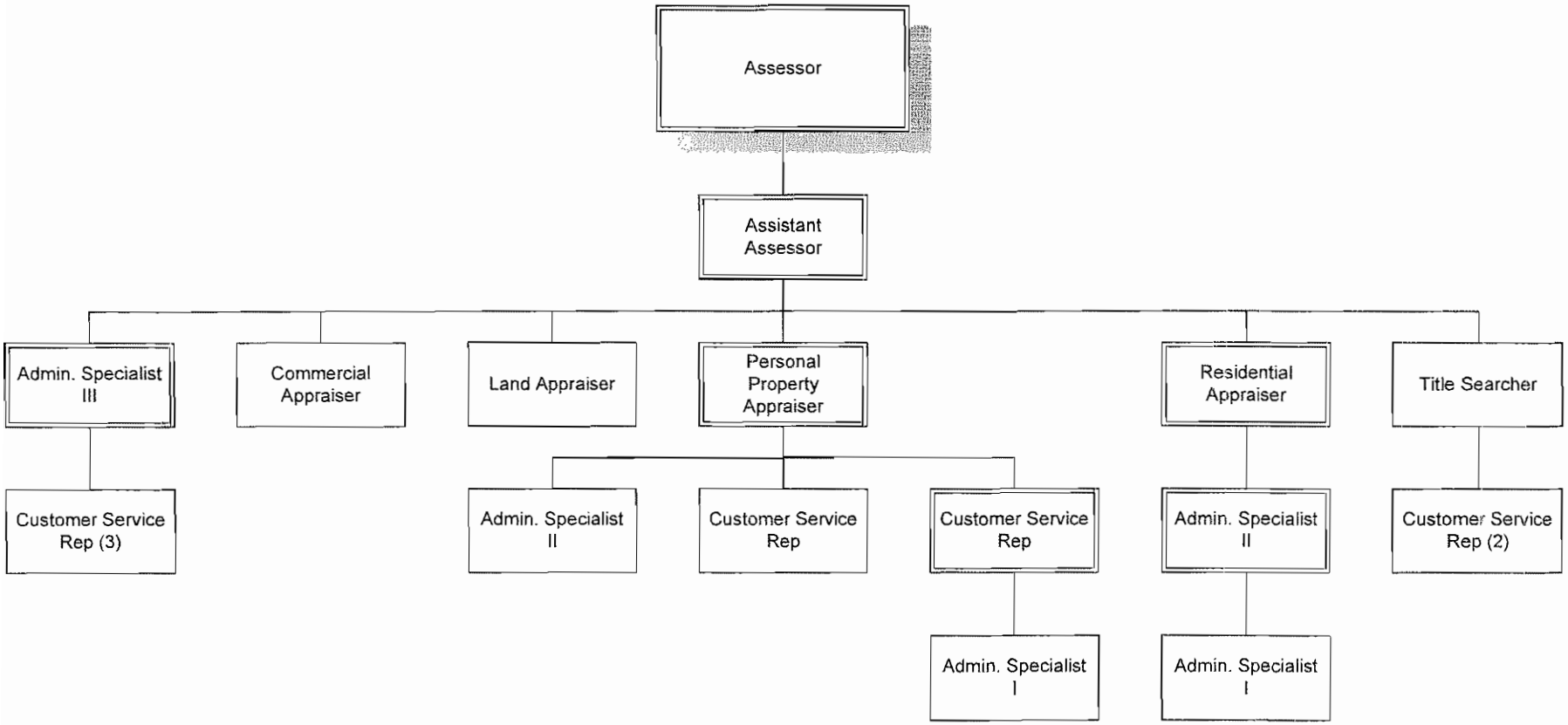

Account Number	DEPARTMENT	AUDITED ACTUALS FY07	AUDITED ACTUALS FY08	AUDITED ACTUALS FY09	FY10 ADOPTED BUDGET	FY11 DEPT. REQUESTS	FY11 MAYOR'S PROPOSED BUDGET	FY11 BOA ADOPTED BUDGET
OFFICE OF ASSESSMENT								
DEPT.# 2040001								
	PERSONAL SERVICES							
511500	Regular Salaries	$690,538	$735,659	$771,501	$791,797	$804,829	$804,829	$804,829
511550	Hourly Payroll	$503	$4,473	$2,870	$5,000	$5,000	$1,000	$1,000
511650	Overtime	$6,850	$28,246	$5,442	$15,000	$15,000	$5,000	$5,000
511653	Longevity	$4,795	$4,795	$5,040	$5,040	$5,040	$5,040	$5,040
	EMPLOYEE BENEFITS							
529001	Car Allowance	$13,599	$13,697	$16,441	$15,000	$16,500	$16,500	$16,500
	PURCHASED PROFESSIONAL SERVICES							
533000	Professional	$24,983	$28,391	$5,299	$30,000	$30,000	$5,000	$5,000
539003	Training	$0	$0	$0	$5,000	$5,000	$5,000	$5,000
	PURCHASED PROPERTY SERVICES							
543000	Service/Maintenance Contracts	$1,653	$1,840	$2,971	$3,500	$3,500	$3,500	$3,500
543020	Repair and Maintenance	$105	$1,499	$1,229	$2,000	$2,000	$2,000	$2,000
	PURCHASED OTHER SERVICES							
553001	Postage	$8,386	$6,327	$6,738	$5,000	$7,500	$7,500	$7,500
559001	Advertising	$169	$253	$260	$300	$300	$300	$300
559002	Printing Services	$1,273	$4,030	$7,000	$7,000	$8,000	$8,000	$8,000
	SUPPLIES							
561206	Office Supplies	$5,805	$5,874	$5,992	$6,000	$6,000	$4,000	$4,000
	OTHER							
589500	Petty Cash	$100	$100	$95	$100	$100	$100	$100
589900	Dues/Subscriptions/Publications	$2,368	$2,572	$2,023	$5,000	$5,000	$2,500	$2,500
	TOTAL	**$761,127**	**$837,755**	**$832,898**	**$895,737**	**$913,769**	**$870,269**	**$870,269**

Account Number	DEPARTMENT	AUDITED ACTUALS FY07	AUDITED ACTUALS FY08	AUDITED ACTUALS FY09	FY10 ADOPTED BUDGET	FY11 DEPT. REQUESTS	FY11 MAYOR'S PROPOSED BUDGET	FY11 BOA ADOPTED BUDGET

OFFICE OF ASSESSMENT (Continued)

ALLOCATION OF BENEFITS								
Health Ins. Cost - Actives					$96,592		$72,398	$72,398
Pension Cost - Actives					$18,198		$18,198	$18,198
Workers Comp. Costs					$21,420		$23,757	$23,757
Life Insurance Costs					$5,141		$3,763	$3,763
Unemployment Costs					$3,027		$5,077	$5,077
Total Benefits Allocated to Department					**$144,378**	**$0**	**$123,193**	**$123,193**
Total Amount Earmarked for Department					**$1,040,115**	**$913,769**	**$993,462**	**$993,462**

FY10 Authorized Positions	Filled at Budget Dev.Time	FY11 Dept. Requests	FY11 Adopted Budget	Department	FY10 Adopted Budget	FY11 Dept. Requests	FY11 Mayor's Proposed	FY11 BOA Proposed
				DEPARTMENT OF ASSESSMENT				
1	1	1	1	ASSESSOR	$95,204	$95,204	$95,204	$95,204
1	1	1	1	ASST. ASSESSOR	$76,347	$81,212	$81,212	$81,212
1	1	1	1	APPRAISER (COM/IND)	$53,524	$54,864	$54,864	$54,864
1	1	1	1	APPRAISER (RES)	$71,062	$71,449	$71,449	$71,449
1	1	1	1	APPRAISER (LAND/PP)	$71,062	$71,449	$71,449	$71,449
1	1	1	1	APPRAISER (PP)	$71,062	$71,449	$71,449	$71,449
1	1	1	1	TITLE SEARCHER	$43,624	$43,858	$43,858	$43,858
1	1	1	1	ADMIN. SPECIALIST III	$43,624	$43,858	$43,858	$43,858
7	7	7	7	CUSTOMER SERVICE REP	$266,288	$271,486	$271,486	$271,486
15	15	15	15	TOTAL	$791,797	$804,829	$804,829	$804,829

DEPT. 207 – OFFICE OF CONSOLIDATED COLLECTIONS

Mission Statement

The Office of Collections is responsible for:

1. Collecting current and delinquent taxes, overdue fees for water and sewer, special assessments, parking tickets, landfill fees, and Police Extra duty fees.
2. Maintaining all data concerning collections.
3. Issuing reports of the activities to all concerned agencies and boards.

Departmental Goals—Fiscal Year 2010-11

1. Improve overall Motor Vehicle collections by increasing from $100 to $400 bills payable in two-installments. This should increase cash flow, and improve collections on both Motor Vehicle and Supplemental billing.
2. Establish a policy for the periodic write-off of outdated, uncollectible parking tickets.
3. Contract with Collection Agency to collect suspense accounts.

Recent Highlights

1. Established an on-line tax inquiry and on-line payment system.

Organization Chart - Revenue and Collection

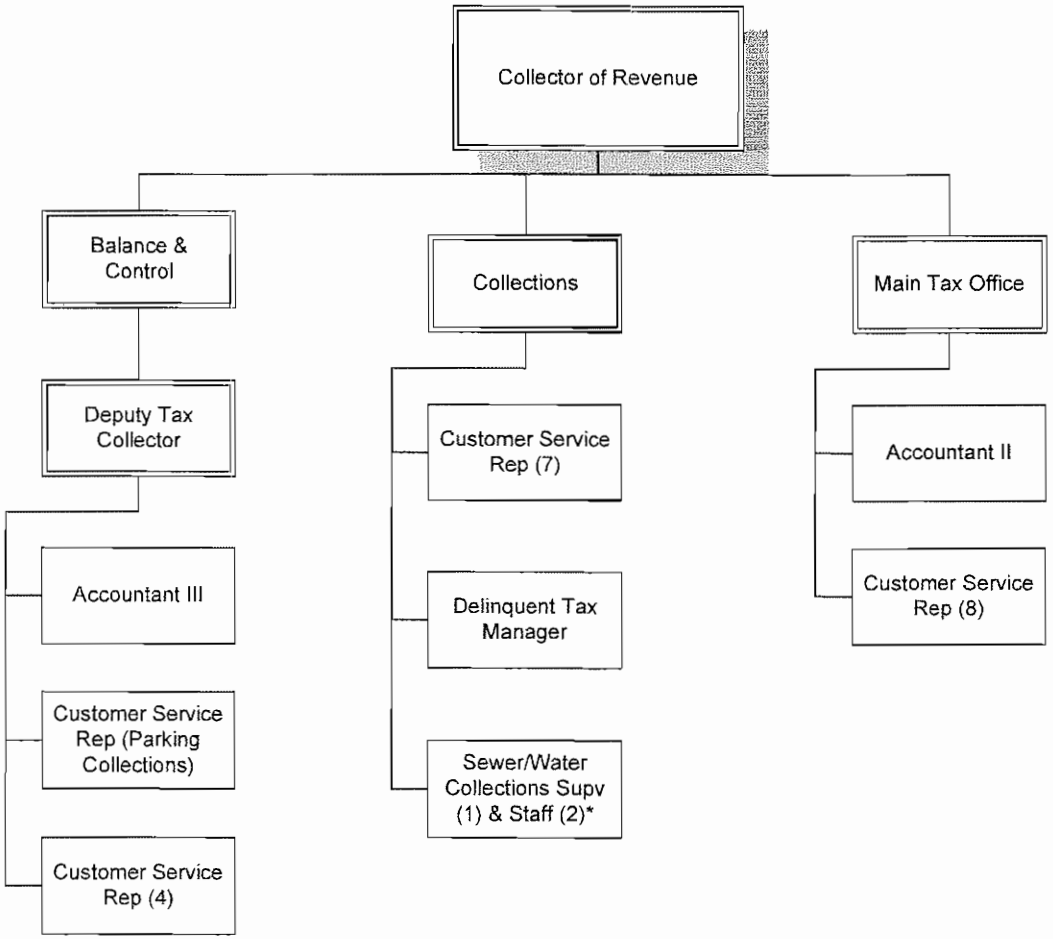

Account Number	DEPARTMENT	AUDITED ACTUALS FY07	AUDITED ACTUALS FY08	AUDITED ACTUALS FY09	FY10 ADOPTED BUDGET	FY11 DEPT. REQUESTS	FY11 MAYOR'S PROPOSED BUDGET	FY11 BOA ADOPTED BUDGET
OFFICE OF REVENUE COLLECTION								
DEPT.# 2070001								
	PERSONAL SERVICES							
511500	Regular Salaries	$835,194	$827,659	$933,560	$976,695	$1,004,091	$1,004,091	$1,004,091
511650	Overtime	$20,722	$35,251	$10,392	$12,000	$12,000	$5,000	$5,000
511653	Longevity	$4,070	$3,565	$3,565	$4,025	$3,565	$3,565	$3,565
	PURCHASED PROFESSIONAL SERVICES							
533007	Data Processing	$6,865	$10,529	$10,238	$12,550	$12,700	$12,000	$12,000
533029	Legal Services	$45,567	$19,663	$40,631	$40,000	$70,000	$40,000	$40,000
	PURCHASED PROPERTY SERVICES							
543033	Service/Maintenance Contracts	$32,625	$36,147	$41,810	$48,500	$48,800	$45,000	$45,000
545009	Monitor/Detection	$4,069	$4,170	$4,170	$4,400	$4,400	$4,400	$4,400
545013	Security/Safety Services	$0	$0	$10,377	$15,000	$15,000	$12,000	$12,000
	PURCHASED OTHER SERVICES							
553001	Postage	$80,356	$75,684	$80,377	$105,000	$110,500	$105,000	$105,000
559001	Advertising	$8,853	$1,003	$1,026	$1,000	$1,200	$1,200	$1,200
559002	Printing Services	$19,481	$31,363	$36,094	$40,000	$42,600	$40,000	$40,000
	SUPPLIES							
561206	Office Supplies	$9,349	$6,686	$7,457	$5,000	$6,000	$5,000	$5,000
561510	Repair and Maintenance	$0	$1,200	$810	$1,500	$1,000	$1,000	$1,000
	PROPERTY							
575008	Furniture and Furnishings	$980	$920	$740	$1,000	$1,000	$1,000	$1,000
575200	Office Equipment	$4,709	$932	$2,700	$2,700	$3,000	$2,500	$2,500
	OTHER							
589206	Travel and Official Expenses	$773	$961	$204	$1,000	$1,000	$1,000	$1,000
589900	Dues/Subscriptions/Publications	$345	$354	$350	$575	$620	$620	$620
	TOTAL	**$1,073,958**	**$1,056,087**	**$1,184,501**	**$1,270,945**	**$1,337,476**	**$1,283,376**	**$1,283,376**

Account Number	DEPARTMENT	AUDITED ACTUALS FY07	AUDITED ACTUALS FY08	AUDITED ACTUALS FY09	FY10 ADOPTED BUDGET	FY11 DEPT. REQUESTS	FY11 MAYOR'S PROPOSED BUDGET	FY11 BOA ADOPTED BUDGET

OFFICE OF REVENUE COLLECTION (Continued)

ALLOCATION OF BENEFITS								
Health Ins. Cost - Actives					$160,986		$120,663	$120,663
Pension Cost - Actives					$29,117		$29,117	$29,117
Workers Comp. Costs					$35,699		$39,595	$39,595
Life Insurance Costs					$8,568		$6,272	$6,272
Unemployment Costs					$5,045		$8,461	$8,461
Total Benefits Allocated to Department					**$239,415**	**$0**	**$204,109**	**$204,108**
Total Amount Earmarked for Department					**$1,510,360**	**$1,337,476**	**$1,487,485**	**$1,487,484**

FY10 Authorized Positions	Filled at Budget Dev.Time	FY11 Dept. Requests	FY11 Adopted Budget	Department	FY10 Adopted Budget	FY11 Dept. Requests	FY11 Mayor's Proposed	FY11 BOA Proposed
				REVENUE COLLECTION				
1	1	1	1	COLLECTOR OF REVENUE	$79,585	$82,325	$82,325	$82,325
1	1	1	1	DEPUTY TAX COLLECTOR	$74,219	$76,824	$76,824	$76,824
1	1	1	1	DELINQUENT TAX MANAGER	$56,306	$58,464	$58,464	$58,464
1	1	1	1	ACCOUNTANT III	$54,633	$56,748	$56,748	$56,748
1	1	1	1	ACCOUNTANT II	$41,943	$42,981	$42,981	$42,981
20	20	20	20	CUSTOMER SERVICE REPS	$670,009	$686,749	$686,749	$686,749
25	25	25	25	TOTAL	$976,695	$1,004,091	$1,004,091	$1,004,091

DEPT. 210 - PURCHASING

Mission Statement

The mission of the Purchasing Department is to procure goods and services for all City Departments. This will be accomplished in a courteous, timely, and professional manner while strictly adhering to the City Charter and the Purchasing Ordinance adopted June 2005.

Core Function

The Purchasing Department purchases all goods and services for all City Departments. 2008/2009 purchase activities were as follows:

	PO'S	Dollar Value
Purchase Orders issued for Education	5,434	$57,346,355
Purchase Orders issued for General Government	5,923	64,837,166
TOTAL	11,357	$122,183,521

The above represents a 1% increase in the volume of purchase orders and a 13% increase in spending compared to the previous fiscal year.

Departmental Goals—Fiscal Year 2010-11

1. To continue to focus on lowering our energy costs.
2. To utilize additional technology to assist the Purchasing Department to be more efficient.
3. After five years in operation, review the Purchasing Ordinance to see if we can improve processes.

DEPT. 210 – PURCHASING (Continued)

Recent Highlights

1. We have signed a contract with an energy consultant to help reduce our electrical costs.
2. Successfully, implemented the financial section upgrade to the Lawson Software package.

Organization Chart - Purchasing

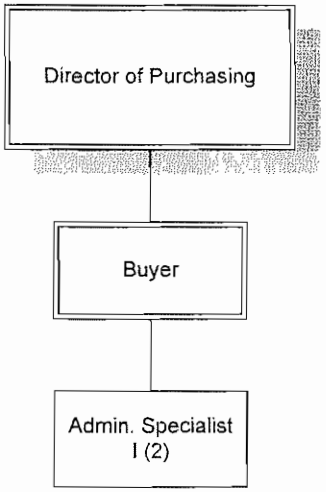

Account Number	DEPARTMENT	AUDITED ACTUALS FY07	AUDITED ACTUALS FY08	AUDITED ACTUALS FY09	FY10 ADOPTED BUDGET	FY11 DEPT. REQUESTS	FY11 MAYOR'S PROPOSED BUDGET	FY11 BOA ADOPTED BUDGET
OFFICE OF PURCHASING								
DEPT.# 2100001								
	PERSONAL SERVICES							
511500	Regular Salaries	$178,173	$199,074	$209,017	$213,490	$220,625	$220,125	$220,125
511650	Overtime	$203	$125	$0	$500	$500	$500	$0
511653	Longevity	$505	$505	$505	$505	$505	$505	$505
	PURCHASED PROPERTY SERVICES							
543033	Service/Maintenance Contracts	$995	$980	$781	$1,000	$1,000	$750	$750
544007	Office Equipment Rent	$0	$0	$1,960	$1,400	$2,000	$2,000	$2,000
	PURCHASED OTHER SERVICES							
553001	Postage	$7,021	$7,995	$7,377	$8,000	$7,500	$7,500	$7,500
559001	Advertising	$6,564	$9,894	$9,187	$10,000	$10,000	$10,000	$10,000
559002	Printing Services	$1,688	$1,956	$2,000	$2,000	$2,000	$1,750	$1,750
	SUPPLIES							
561206	Office Supplies	$1,168	$1,197	$1,390	$1,200	$1,200	$1,200	$1,200
	OTHER							
589206	Travel	$1,845	$1,708	$1,685	$2,500	$2,500	$2,500	$0
	TOTAL	**$198,162**	**$223,433**	**$233,902**	**$240,595**	**$247,830**	**$246,830**	**$243,830**
	ALLOCATION OF BENEFITS							
	Health Ins. Cost - Actives				$25,758		$19,306	$19,306
	Pension Cost - Actives				$4,853		$4,853	$4,853
	Workers Comp. Costs				$5,712		$6,335	$6,335
	Life Insurance Costs				$1,371		$1,003	$1,003
	Unemployment Costs				$807		$1,354	$1,354
	Total Benefits Allocated to Department				**$38,501**	**$0**	**$32,852**	**$32,851**
	Total Amount Earmarked for Department				**$279,096**	**$247,830**	**$279,682**	**$276,681**

FY10 Authorized Positions	Filled at Budget Dev.Time	FY11 Dept. Requests	FY11 Adopted Budget	Department	FY10 Adopted Budget	FY11 Dept. Requests	FY11 Mayor's Proposed	FY11 BOA Proposed
				PURCHASING				
1	1	1	1	PURCHASING DIRECTOR	$95,481	$98,135	$97,885	$97,885
1	1	1	1	BUYER	$62,100	$64,651	$64,401	$64,401
2	2	2	2	ADMIN. SPECIALIST I	$55,909	$57,839	$57,839	$57,839
4	4	4	4	TOTAL	$213,490	$220,625	$220,125	$220,125

DEPT. 213 – INTERNAL AUDIT

Mission Statement

The Audit Department, independently, but under the guidance of the Finance Audit and Review Commission (FARC), has the task of reviewing the City's internal control structure which includes:

Control Environment
Accounting System
Control Procedures

This process includes identifying risks, planning engagements, obtaining an understanding of the departmental processes and drawing conclusions as well as testing the effectiveness of the current system. Finally, issues are reported to departmental management, upper management and the FARC. The Audit department will assist in implementing any improvements in processes wherever possible.

Departmental Goals—Fiscal Year 2010-11

The goal of the Audit Department is to continue to address items from the audit plan. At the same time, refine the plan as more knowledge of the City's financial operations is gathered.

Organization Chart - Audit

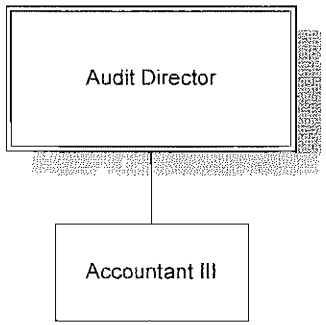

Account Number	DEPARTMENT	AUDITED ACTUALS FY07	AUDITED ACTUALS FY08	AUDITED ACTUALS FY09	FY10 ADOPTED BUDGET	FY11 DEPT. REQUESTS	FY11 MAYOR'S PROPOSED BUDGET	FY11 BOA ADOPTED BUDGET
OFFICE OF INTERNAL AUDIT								
DEPT.# 2130001								
	PERSONAL SERVICES							
511500	Regular Salaries	$124,386	$130,562	$137,101	$139,050	$145,338	$145,088	$142,538
	SUPPLIES							
561200	Office Supplies	$931	$601	$1,206	$1,500	$1,500	$1,000	$1,000
	PROPERTY							
575200	Office Equipment	$428	$349	$723	$1,500	$1,500	$1,000	$1,000
	OTHER							
589200	Travel and Official Expenses	$0	$0	$0	$375	$375	$250	$250
589900	Dues/Subscriptions/Publications	$548	$125	$0	$500	$500	$250	$250
	TOTAL	**$126,293**	**$131,637**	**$139,029**	**$142,925**	**$149,213**	**$147,588**	**$145,038**
	ALLOCATION OF BENEFITS							
	Health Ins. Cost - Actives				$12,879		$9,653	$9,653
	Pension Cost - Actives				$1,213		$1,213	$1,213
	Workers Comp. Costs				$2,856		$3,168	$3,168
	Life Insurance Costs				$685		$502	$502
	Unemployment Costs				$404		$677	$677
	Total Benefits Allocated to Department				**$18,037**	**$0**	**$15,213**	**$15,213**
	Total Amount Earmarked for Department				**$160,962**	**$149,213**	**$162,801**	**$160,251**

FY10 Authorized Positions	Filled at Budget Dev.Time	FY11 Dept. Requests	FY11 Adopted Budget	Department	FY10 Adopted Budget	FY11 Dept. Requests	FY11 Mayor's Proposed	FY11 BOA Proposed
				INTERNAL AUDIT				
1	1	1	1	DIRECTOR OF AUDIT	$84,975	$87,525	$87,525	$84,975
1	1	1	1	ACCOUNTANT III	$54,075	$57,813	$57,563	$57,563
2	2	2	2	TOTAL	$139,050	$145,338	$145,088	$142,538

DEPT. 219 – OFFICE OF BUDGET CONTROL

Brief Description of Departmental Activity and Services

The Budget Office's responsibilities include assisting the Mayor in the preparation, submission, and monitoring of the annual budget, which activities include approval of personnel and purchasing requisitions and such other powers as may be delineated by the City's charter and ordinances. The Budget Office's budgetary responsibilities shall include the annual general fund generating budget, the capital budget, and the budgets for all the City's other funds.

Core Functions

Assist the Mayor in the preparation and submission of the General Fund and Enterprise Fund's Annual Budgets
Assist the Mayor in the preparation and submission of the City's Five Year Capital Plan and Capital Budget
Assist the Mayor in the preparation and submission of the City's Three Year Financial Plan
Prepare and submit to the Mayor and all appropriate Boards the City's Monthly Financial Status Report (FSR)
Prepare and shepherd through the Board approval process any budget transfers or additional appropriations

Departmental Goals — Fiscal Year 2010-11

1. Monitor the City's compliance with its annual operating and capital budgets, as well as, its three-year financial plan by submitting a monthly FSR by the 25th day of the following month.
2. Continue to create and enhance budgetary and financial reporting systems that will assist City decision-makers, managers and the public to better understand the City's financial position.
3. Revise the City's Three Year Financial Plan based on FY11 Adopted General Fund Budget.

Recent Highlights

Managed the oversight, reporting, and implementations of budget strategies to ensure budget surplus at FY09 year-end.

Organization Chart - Budget

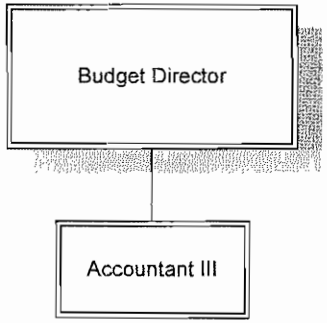

Account Number	DEPARTMENT	AUDITED ACTUALS FY07	AUDITED ACTUALS FY08	AUDITED ACTUALS FY09	FY10 ADOPTED BUDGET	FY11 DEPT. REQUESTS	FY11 MAYOR'S PROPOSED BUDGET	FY11 BOA ADOPTED BUDGET
OFFICE OF BUDGET CONTROL								
DEPT.# 2190001								
	PERSONAL SERVICES							
511500	Regular Salaries	$169,872	$158,530	$165,936	$165,300	$168,748	$168,748	$166,594
	PURCHASED OTHER SERVICES							
559002	Printing Services	$2,047	$3,464	$2,490	$2,500	$2,500	$2,250	$2,250
	SUPPLIES							
561200	Office	$918	$837	$270	$500	$500	$500	$500
	OTHER							
589900	Dues/Subscriptions/Publications	$257	$0	$360	$500	$500	$250	$250
	TOTAL	**$173,094**	**$162,831**	**$169,056**	**$168,800**	**$172,248**	**$171,748**	**$169,594**
	ALLOCATION OF BENEFITS							
	Health Ins. Cost - Actives				$19,318		$9,653	$9,653
	Pension Cost - Actives				$0		$0	$0
	Workers Comp. Costs				$4,284		$3,168	$3,168
	Life Insurance Costs				$1,028		$502	$502
	Unemployment Costs				$605		$677	$677
	Total Benefits Allocated to Department				**$25,235**	**$0**	**$13,999**	**$14,000**
	Total Amount Earmarked for Department				**$194,035**	**$172,248**	**$185,747**	**$183,594**

FY10 Authorized Positions	Filled at Budget Dev.Time	FY11 Dept. Requests	FY11 Adopted Budget	Department	FY10 Adopted Budget	FY11 Dept. Requests	FY11 Mayor's Proposed	FY11 BOA Proposed
				OFFICE OF BUDGET CONTROL				
1	1	1	1	BUDGET DIRECTOR	$112,000	$112,000	$112,000	$112,000
1	1	1	1	ACCOUNTANT III	$53,300	$56,748	$56,748	$56,748
1	0	1	0	ADMIN SPECIALIST I	$23,396	$23,396	$0	$0
				SAVINGS THROUGH FURLOUGH	($23,396)	($23,396)	$0	($2,154)
3	2	3	2	TOTAL	$165,300	$168,748	$168,748	$166,594

DEPT. 222 – DEPARTMENT OF INFORMATION TECHNOLOGY

Mission Statement

The mission of the Department of Information Technology is to promote the efficient application of advanced technologies to all aspects of City government operations. By carefully identifying and deploying advanced hardware, software, and communications resources, we will maximize the return on the taxpayers' investments by providing timely and accurate information to our internal and external customers.

Core Functions

The core functions of the Department of Information Technology are to maintain and support the hardware and software infrastructure used to capture, process, safeguard, and disseminate the large amount of business information needed by all City departments, and to facilitate effective communications by providing the network capable of efficiently transporting the voice and data traffic needed to utilize the information in the operation of the municipal corporation.

Departmental Goals—Fiscal Year 2010-11

1. Expansion of City Website to include Tax and Utility online Payments
2. Design of Voice and Data network infrastructure for new City Hall
3. Relocation of several City departments to Wachovia building
4. Further development of a comprehensive City-wide Disaster Recovery and Contingency Plan
5. Enhancement of a Permit Center support system
6. Development of the Water/WPCF core HTE application software – Naveline conversion
7. Increased support of non-finance departments in deploying technology
8. Completion of Lawson HR and Benefits upgrade
9. Redesign of telephone system to reduce lines and save costs
10. Police Department – Upgrade to New World MSP system

DEPT. 222 – DEPARTMENT OF INFORMATION TECHNOLOGY- Continued

Recent Highlights

1. Implemented Lockbox payment processing for Water/Sewer bills.
2. Revamped City Website – added several pages and links to other agencies.
3. Upgraded online Tax Payment system to newest version.
4. Continued Police Dept. New World software migration to Windows platform
5. Enhanced intranet based collaboration system (Sharepoint)
6. Expanded Crystal reports to various users/depts.
7. Installation and training for the Water Dept for Call Accounting system
8. Technology move for Refuse & CVM to Captain Neville Drive
9. Upgraded Octel Voicemail system, including tape recovery system
10. Developed and implemented Time & Attendance database
11. Major upgrade to TrackIT! Software, the second wave to come late winter to include Public Works
12. Upgraded from Lawson 803 to LSF9 running 901 applications.
13. Archived pertinent 803 Lawson 3rd party data to new 901 servers.
14. BSI TaxFactory upgrade 8.0.1 and MHC conversion to new 901.
15. Converted Crystal reports to new formats and databases for GL, HR and Payroll reporting.
16. Maintain Lawson security, reporting, patching.
17. Upgraded MHC Routines from 803 MSAccess to 901 SQL
18. Extended TrackIT deployment to Public Works.
19. Permit Center development.
20. Open GIS mapping to Internet.
21. New mobile communications network for PD and Fire (built for use with New World MSP)
22. Mobile APN Network
23. Deployed Storage Area Network (SAN)
24. Upgraded current NWS Install to 8.0.9
25. Deployed CrimeView (Crime Analysis software)
26. Extended ProQA installation to accommodate fire as first responders.

Organization Chart - Information Technology

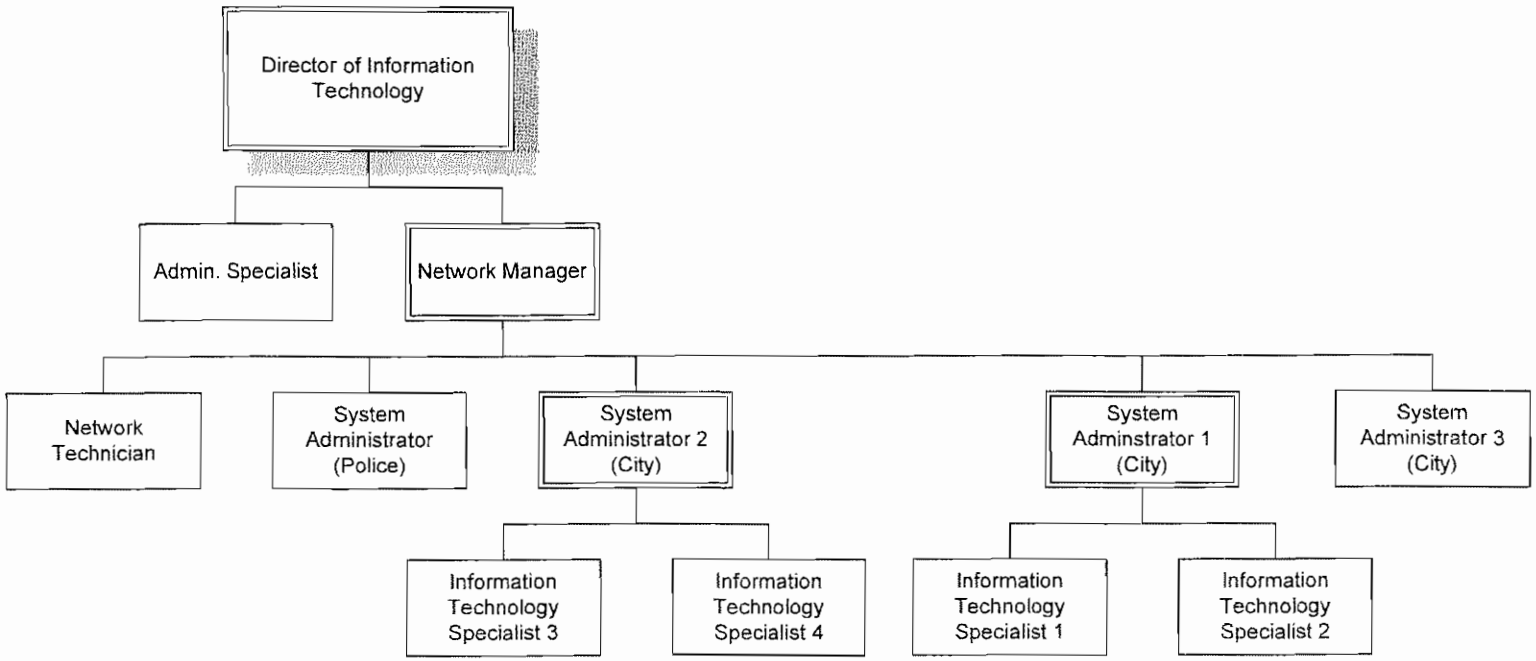

Account Number	DEPARTMENT	AUDITED ACTUALS FY07	AUDITED ACTUALS FY08	AUDITED ACTUALS FY09	FY10 ADOPTED BUDGET	FY11 DEPT. REQUESTS	FY11 MAYOR'S PROPOSED BUDGET	FY11 BOA ADOPTED BUDGET
	DEPARTMENT OF INFORMATION TECHNOLOGY							
	DEPT.# 2220001							
	PERSONAL SERVICES							
511500	Regular Salaries	$605,670	$624,903	$629,744	$722,231	$745,721	$730,081	$730,081
511650	Overtime	$2,882	$1,029	$1,020	$1,000	$2,000	$2,000	$2,000
511653	Longevity	$505	$505	$505	$505	$505	$505	$505
511800	Early Incentive	$0	$0	$0	$0	$0	$0	$0
	PURCHASED PROFESSIONAL SERVICES							
533000	Professional Services	$0	$0	$0	$0	$2,500	$2,500	$2,500
533007	Computer Services	$14,928	$0	$0	$0	$0	$0	$0
539003	Training Fees	$0	$0	$0	$2,000	$13,000	$10,000	$10,000
	PURCHASED PROPERTY SERVICES							
543000	Service/Maintenance Contracts	$77,353	$1,305	$1,465	$36,595	$18,000	$18,000	$8,000
543020	Repairs and Maint - Misc.	$2,490	$176	$0	$2,500	$2,500	$2,500	$2,500
543031	Computer Equipment Maint. Contracts	$216,538	$250,592	$276,366	$293,722	$279,069	$279,069	$259,069
	PURCHASED OTHER SERVICES							
553002	Telephone*	$546,066	$503,130	$279,204	$326,000	$326,000	$326,000	$326,000
553005	Wide Area Netword (SBC)	$78,964	$72,908	$75,761	$89,668	$94,184	$94,184	$91,054
557000	Tuition Reimbursement	$7,500	$5,340	$0	$5,000	$7,500	$7,500	$7,500
	SUPPLIES							
561206	Office Supplies	$11,161	$11,184	$2,948	$10,000	$10,000	$5,000	$5,000
	PROPERTY							
570501	Hardware	$10,986	$6,903	$11,308	$20,000	$17,500	$15,000	$15,000
570504	Software	$3,926	$4,998	$4,163	$5,000	$5,000	$5,000	$4,000
575200	Office Equipment	$2,928	$1,069	$2,537	$28,750	$15,900	$15,900	$15,900
	OTHER							
589206	Travel	$3,885	$2,065	$2,990	$4,800	$7,300	$5,000	$3,500
		$1,585,782	**$1,486,107**	**$1,288,010**	**$1,547,771**	**$1,546,679**	**$1,518,239**	**$1,482,609**

***Telephone Line item moved to IT Department; history of payments also moved for comparison purposes**

Account Number	DEPARTMENT	AUDITED ACTUALS FY07	AUDITED ACTUALS FY08	AUDITED ACTUALS FY09	FY10 ADOPTED BUDGET	FY11 DEPT. REQUESTS	FY11 MAYOR'S PROPOSED BUDGET	FY11 BOA ADOPTED BUDGET

DEPARTMENT OF INFORMATION TECHNOLOGY (Continued)

ALLOCATION OF BENEFITS								
Health Ins. Cost - Actives					$77,273		$57,918	$57,918
Pension Cost - Actives					$13,345		$13,345	$13,345
Workers Comp. Costs					$17,136		$19,006	$19,006
Life Insurance Costs					$4,112		$3,010	$3,010
Unemployment Costs					$2,422		$4,061	$4,061
Total Benefits Allocated to Department					**$114,288**	**$0**	**$97,341**	**$97,340**
Total Amount Earmarked for Department					**$1,662,059**	**$1,546,679**	**$1,615,580**	**$1,579,949**

FY10 Authorized Positions	Filled at Budget Dev.Time	FY11 Dept. Requests	FY11 Adopted Budget	Department	FY10 Adopted Budget	FY11 Dept. Requests	FY11 Mayor's Proposed	FY11 BOA Proposed
				INFORMATION TECHNOLOGY				
1	1	1	1	DIRECTOR OF INFORMATION TECHNOLOGY	$96,425	$95,000	$96,425	$96,425
1	1	1	1	NETWORK MANAGER	$86,100	$86,101	$86,101	$86,101
3	4	4	4	SYSTEM ADMINISTRATORS	$209,304	$202,000	$261,305	$261,305
2	1	1	1	NETWORK TECHNICIANS	$147,100	$150,770	$75,385	$75,385
4	3	4	4	INFORMATION TECHNOLOGY SPECIALISTS	$170,624	$173,961	$172,976	$172,976
1	1	1	1	ADMIN. SPECIALIST I	$37,678	$37,889	$37,889	$37,889
				SAVINGS THROUGH VACANCY/TURNOVER	($25,000)	$0	$0	$0
12	11	12	12	TOTAL	$722,231	$745,721	$730,081	$730,081